



US00D748634S

(12) **United States Design Patent**
Hofer et al.

(10) **Patent No.:** **US D748,634 S**
(45) **Date of Patent:** **** Feb. 2, 2016**

- (54) **ELECTRONIC DEVICE SHELL**
- (71) Applicant: **BlackBerry Limited**, Waterloo (CA)
- (72) Inventors: **Joseph Michael Hofer**, Kitchener (CA);
Michael Joseph DeFazio, Fonthill (CA);
Joshua John Lavallee, Breslau (CA);
Alison Phillips, Toronto (CA)
- (73) Assignee: **BlackBerry Limited**, Waterloo, Ontario (CA)
- (**) Term: **14 Years**
- (21) Appl. No.: **29/501,541**
- (22) Filed: **Sep. 5, 2014**
- (51) **LOC (10) Cl.** **14-02**
- (52) **U.S. Cl.**
USPC **D14/440**
- (58) **Field of Classification Search**
USPC D3/218, 215, 201, 294, 289, 900;
D14/432, 440, 454, 402; 428/40.1;
200/302.1
CPC ... G06F 1/1601; G06F 1/1626; G06F 1/1633;
G06F 1/1675; G06F 1/1679; G02F 1/1306;
G02F 1/133; G02F 1/133308; G02F 1/153;
G02F 1/1533; G02F 2001/133317; H04M
1/185; H04M 1/0252; H04B 1/3888; A45C
1/06; A45C 3/08

See application file for complete search history.

(56) **References Cited**

U.S. PATENT DOCUMENTS

D469,438 S *	1/2003	Corrales	D14/432
D623,638 S *	9/2010	Richardson	D14/250
D643,843 S *	8/2011	Hsieh	D14/440
D654,069 S *	2/2012	Kwon	D14/250
D662,503 S *	6/2012	Akana	D14/439
D665,809 S *	8/2012	Wang	D14/248
D673,958 S *	1/2013	Fathollahi	D14/439
D675,210 S *	1/2013	Kim	D14/439
D695,298 S *	12/2013	Han	D14/440
D706,782 S *	6/2014	Dresser, III	D14/440
D723,569 S *	3/2015	Peng	D14/440
D727,331 S *	4/2015	Curran-Blanney	D14/440
D729,255 S *	5/2015	Kilkenny	D14/440

* cited by examiner

Primary Examiner — Cynthia Underwood

(74) *Attorney, Agent, or Firm* — Jon Gibbons; Fleit Gibbons Gutman Bongini & Bianco P.L.

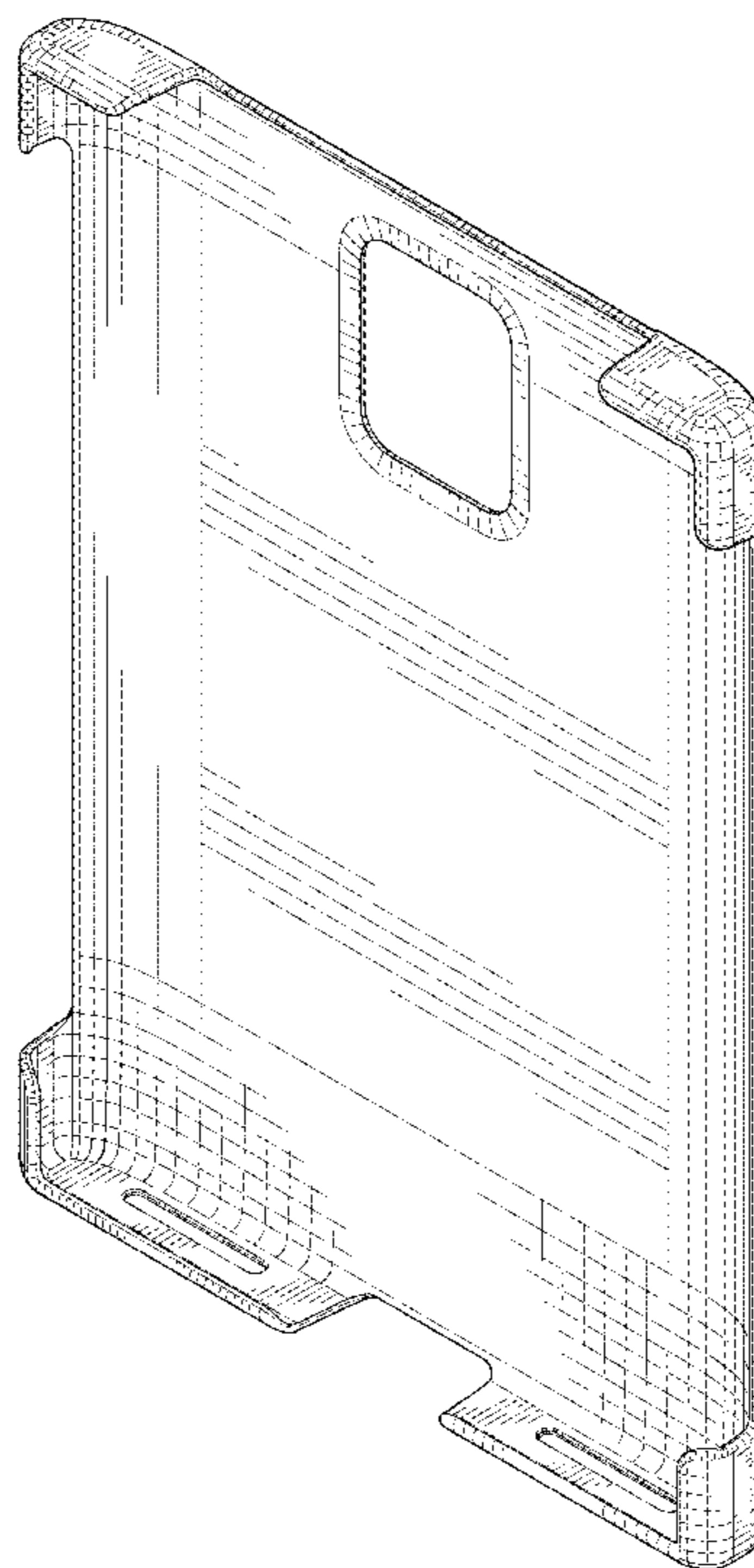
(57) **CLAIM**

The ornamental design for an electronic device shell, as shown and described.

DESCRIPTION

FIG. 1 is a perspective view showing a front of the electronic device shell;
 FIG. 2 is another perspective view showing a rear thereof;
 FIG. 3 is a front elevation view thereof;
 FIG. 4 is a rear elevation view thereof;
 FIG. 5 is a right side elevation view thereof;
 FIG. 6 is a left side elevation view thereof;
 FIG. 7 is a top plan view thereof; and,
 FIG. 8 is a bottom plan view thereof.

1 Claim, 6 Drawing Sheets



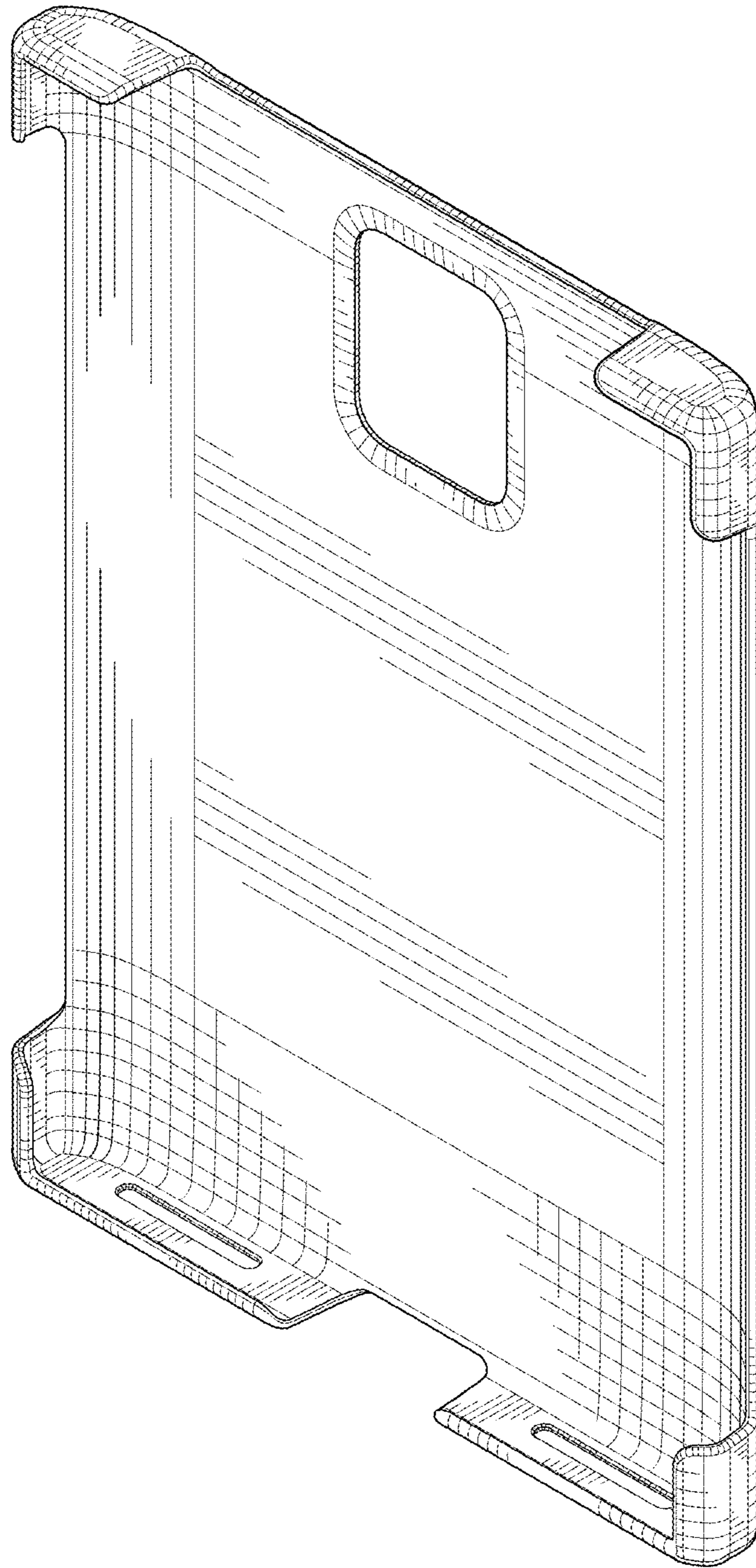


FIG.1

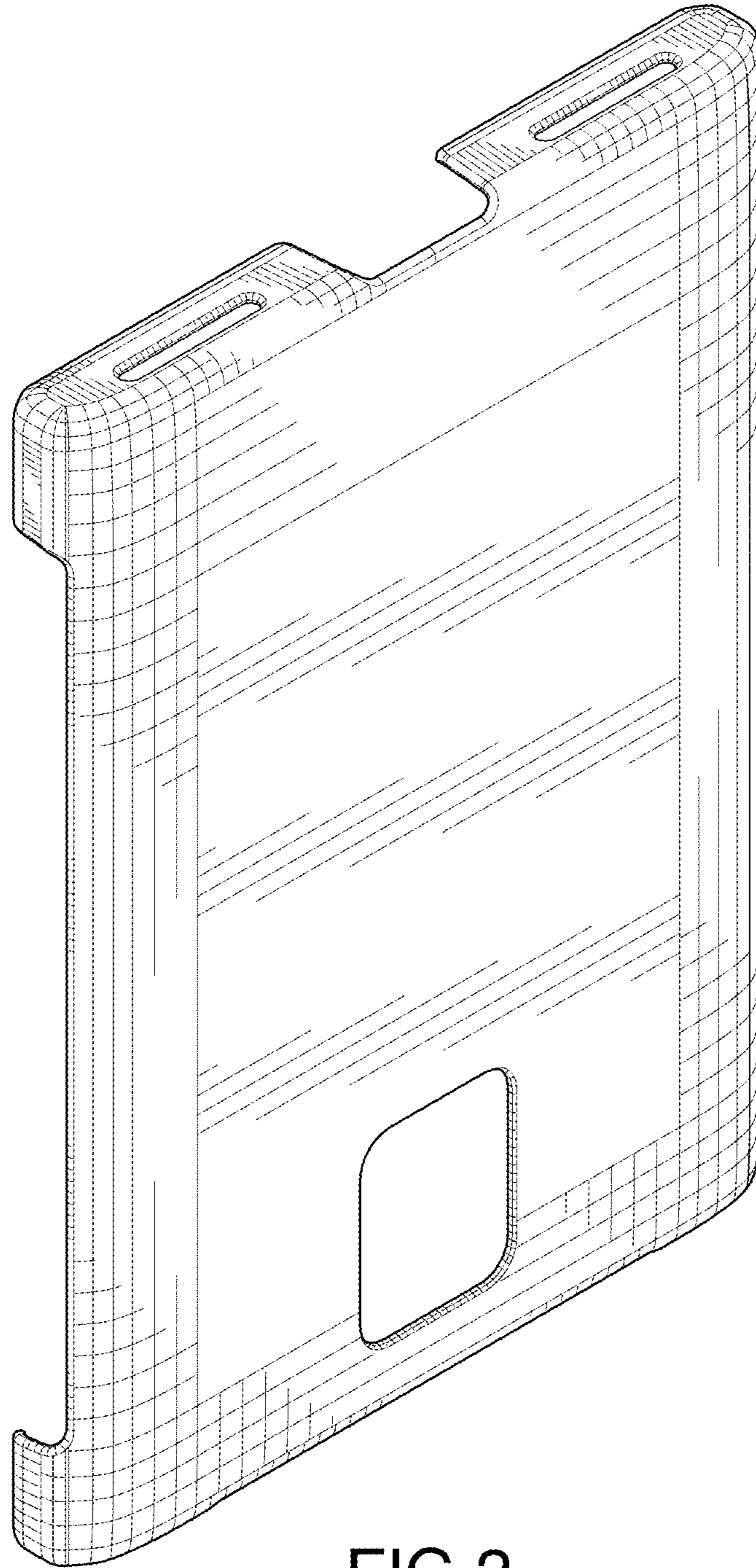


FIG.2

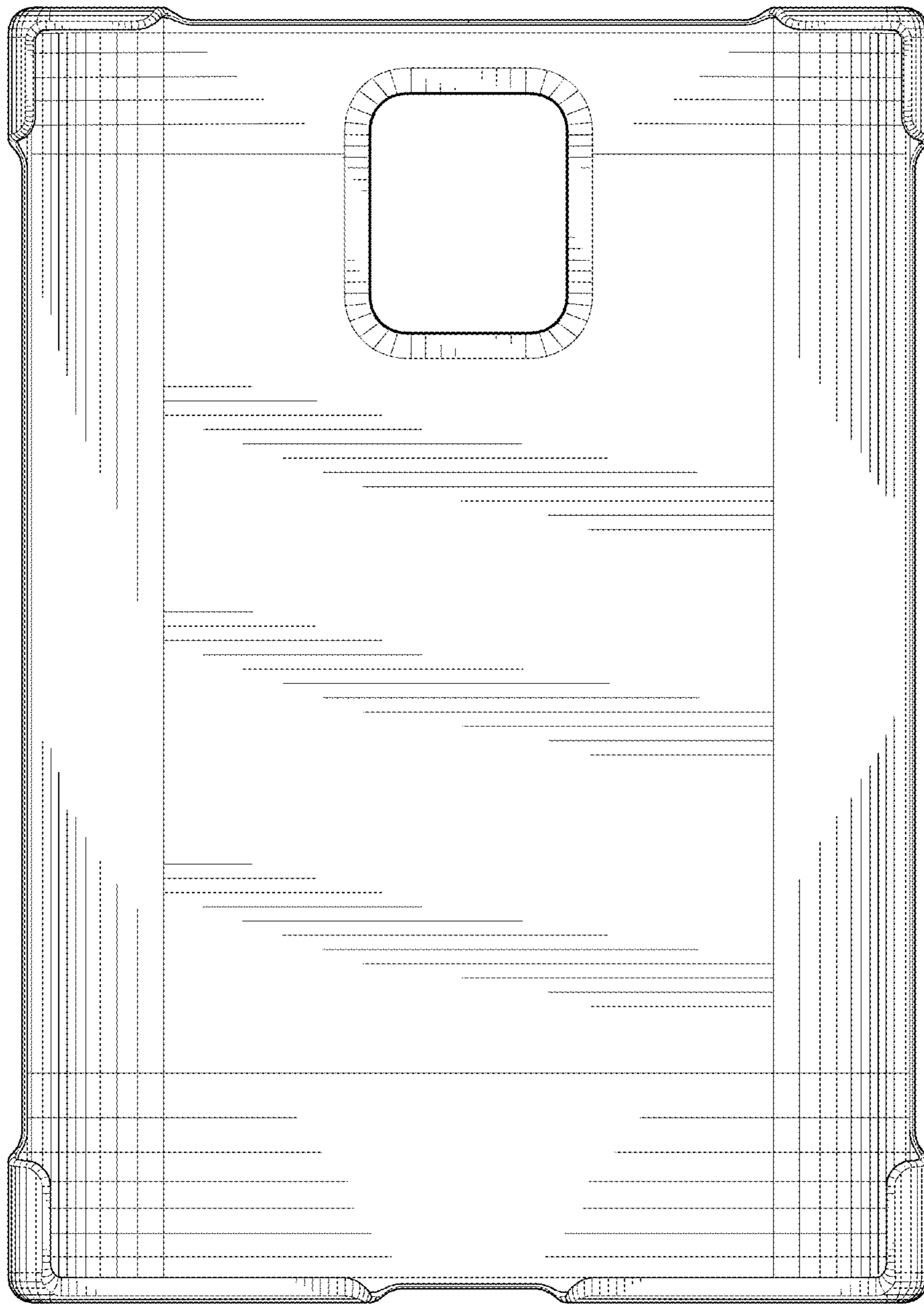


FIG.3

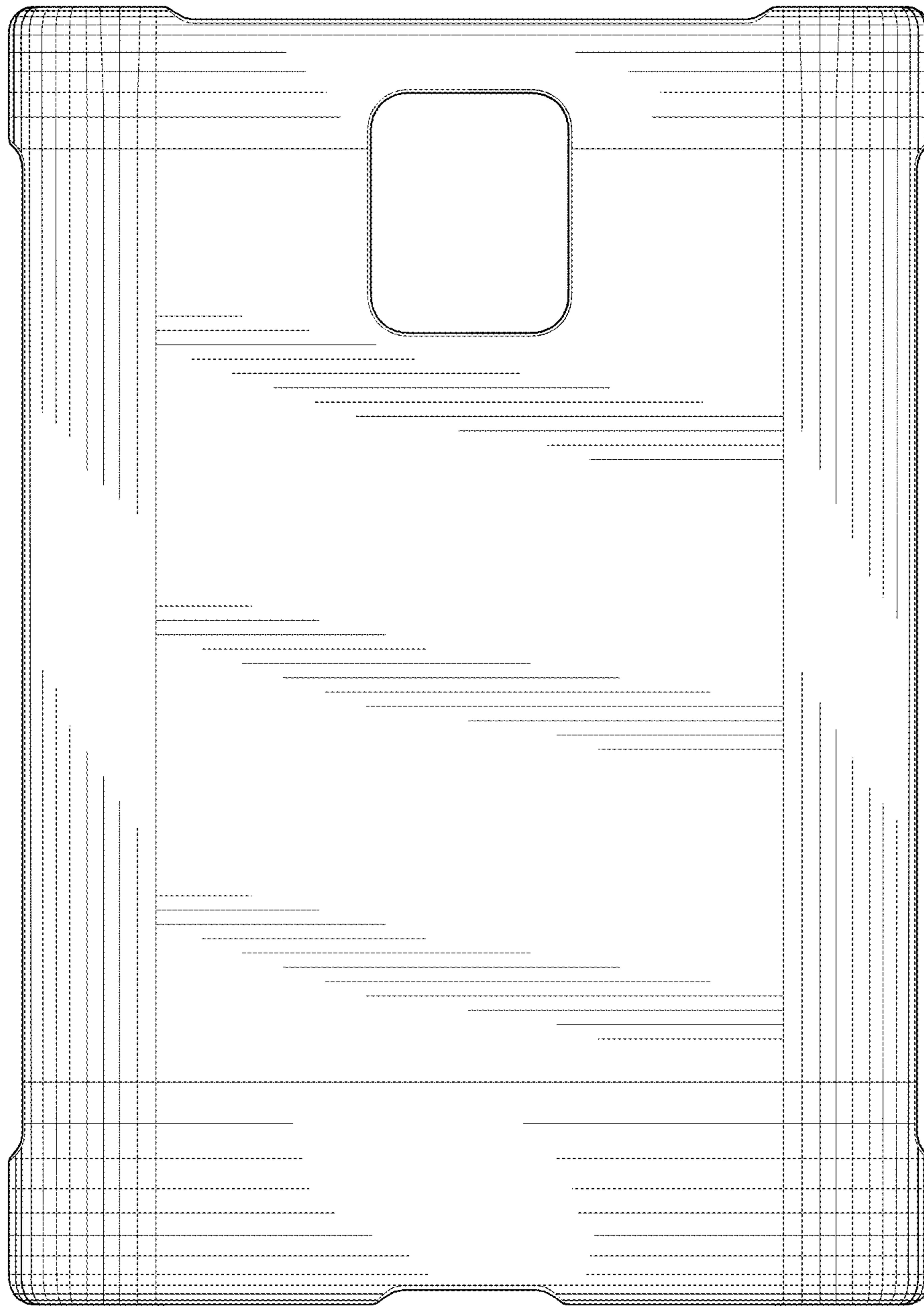


FIG.4




FIG. 5




FIG. 6




FIG. 7

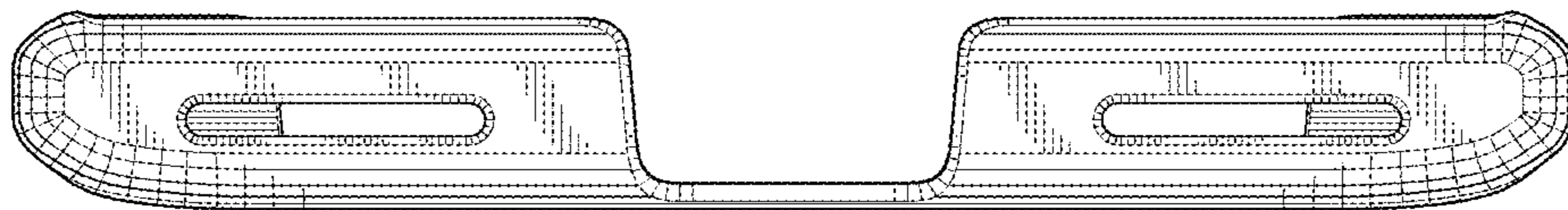


FIG. 8