



US00D748633S

(12) **United States Design Patent**  
**Yang et al.**

(10) **Patent No.:** **US D748,633 S**  
(45) **Date of Patent:** **\*\* Feb. 2, 2016**

(54) **KEYBOARD**

(71) Applicant: **Microsoft Corporation**, Redmond, WA (US)

(72) Inventors: **Jiun Yang**, Hong Kong (CN); **Mack Ho**, Taipei (TW); **Michael Zheng**, Shenzhen (CN)

(73) Assignee: **Microsoft Corporation**, Redmond, WA (US)

(\*\*) Term: **14 Years**

(21) Appl. No.: **29/502,554**

(22) Filed: **Sep. 17, 2014**

(51) **LOC (10) Cl.** ..... **14-02**

(52) **U.S. Cl.**  
USPC ..... **D14/392**

(58) **Field of Classification Search**  
USPC ..... D14/138, 247, 341–346, 391–399, 455, D14/456; D18/1, 2, 7, 11, 4.1–4.6, 24–28; 178/17 A, 17 C; 200/5 A, 5 R, 6 A, 6 R, 200/341; 235/145 A, 145 R; 341/22, 23; 345/160, 168, 169; 361/679.08, 361/679.09, 679.11, 679.12; 400/484–489, 400/492, 682; 455/418, 550.1, 556.2, 455/575.1, 575.3, 575.4  
CPC ..... H03M 11/00; H01H 13/14; B41J 5/00; B41J 5/12; H03K 17/94

See application file for complete search history.

(56) **References Cited**

U.S. PATENT DOCUMENTS

6,215,420 B1 \* 4/2001 Harrison ..... G06F 3/0202  
200/302.1  
D528,117 S \* 9/2006 Shimizu ..... D14/391  
D695,740 S \* 12/2013 Yakel ..... D14/392

\* cited by examiner

*Primary Examiner* — Freda S Nunn

(74) *Attorney, Agent, or Firm* — Banner & Witcoff, Ltd.

(57) **CLAIM**

The ornamental design for a keyboard, as shown and described.

**DESCRIPTION**

FIG. 1 is a front perspective view of a keyboard showing our new design;

FIG. 2 is a top view thereof;

FIG. 3 is a bottom view thereof;

FIG. 4 is a right side view thereof;

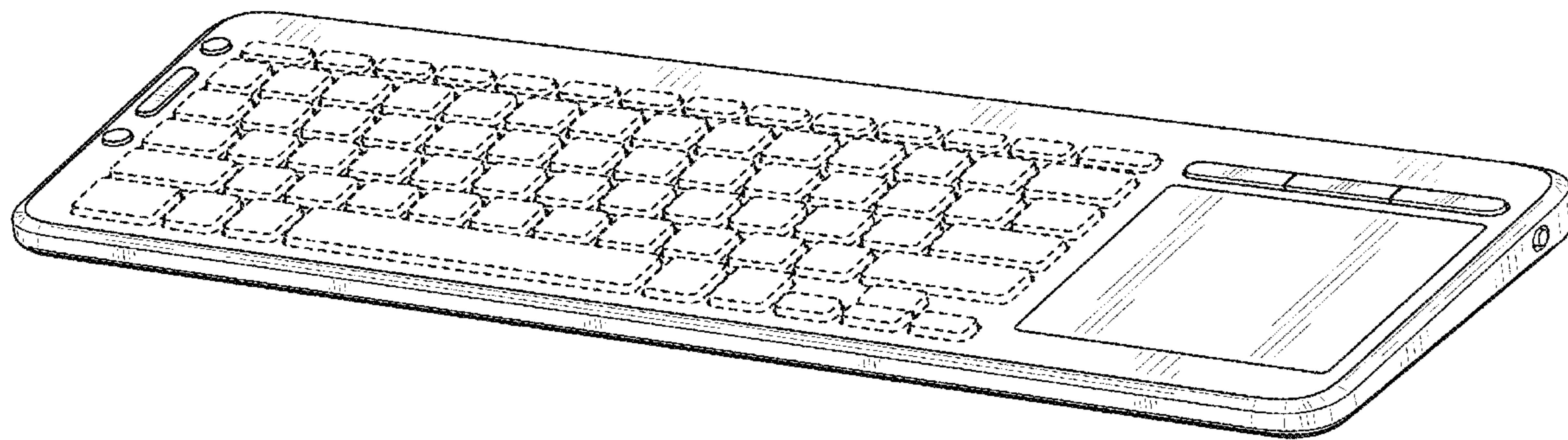
FIG. 5 is a left side view thereof;

FIG. 6 is a front view thereof; and,

FIG. 7 is a rear view thereof.

The broken line showing of the remainder of the keyboard and the unshaded regions therein in FIGS. 1-7 is for environmental purposes only and forms no part of the claimed design.

**1 Claim, 4 Drawing Sheets**



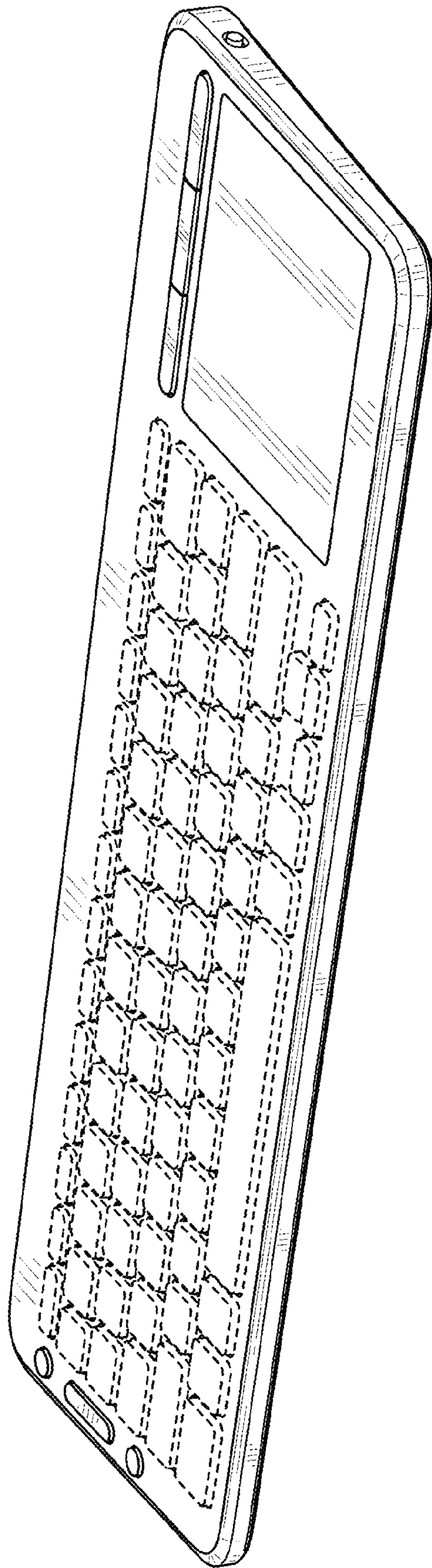


FIG. 1

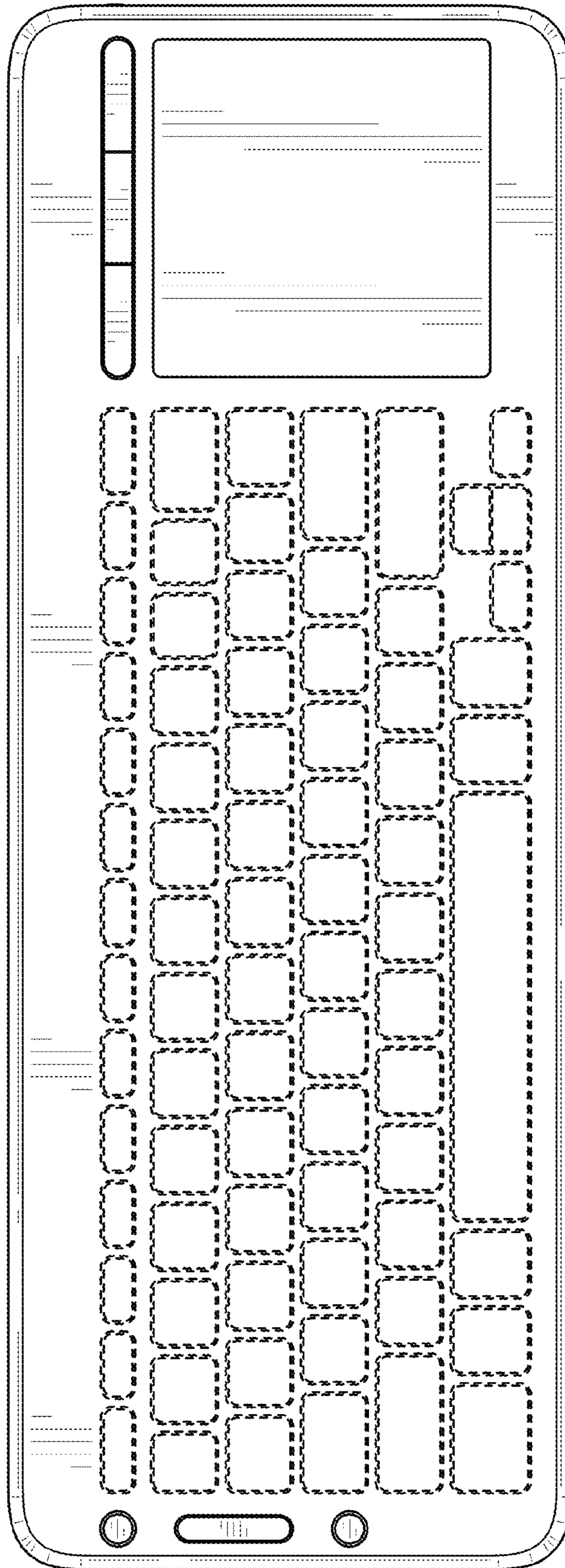


FIG. 2



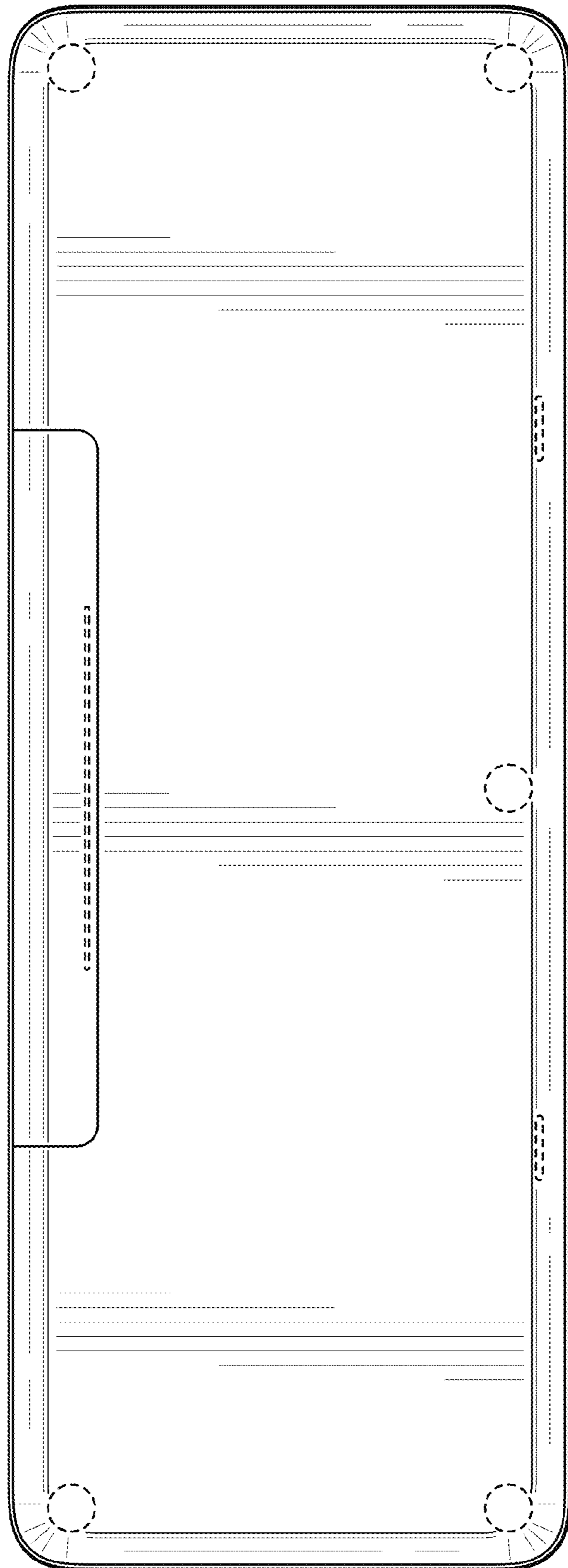


FIG. 3

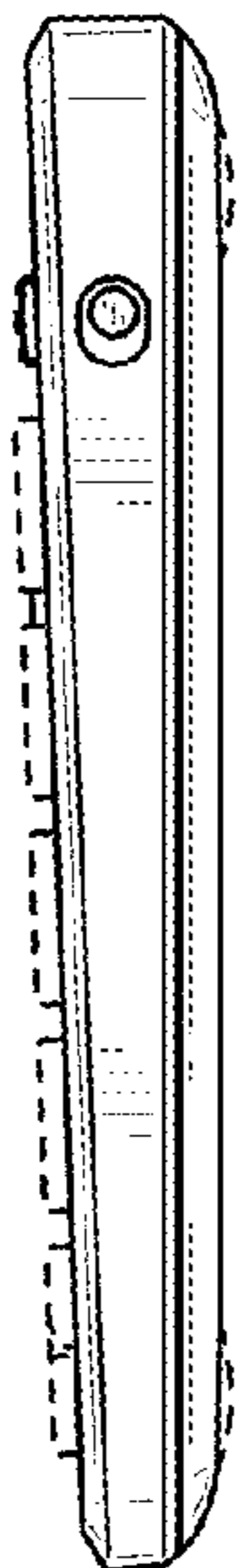


FIG. 4

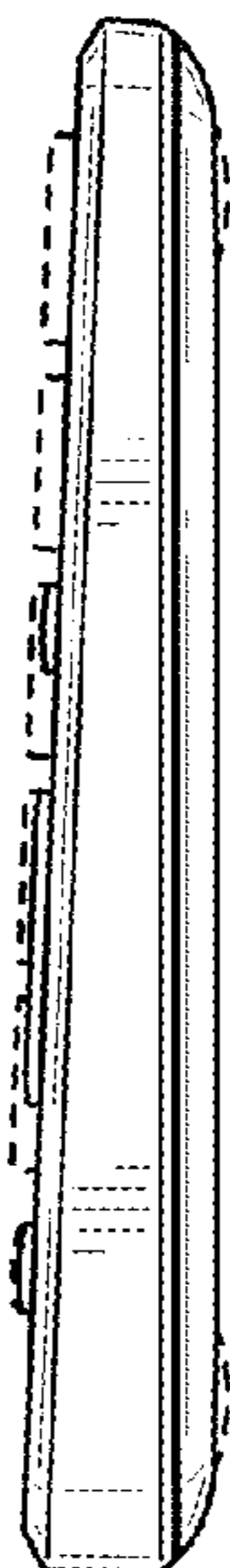


FIG. 5



FIG. 6




FIG. 7