



US00D748632S

(12) **United States Design Patent**
Curley

(10) **Patent No.:** **US D748,632 S**

(45) **Date of Patent:** **** Feb. 2, 2016**

(54) **KEYBOARD**

(71) Applicant: **Charles M. Curley**, Cortland, NY (US)

(72) Inventor: **Charles M. Curley**, Cortland, NY (US)

(**) Term: **14 Years**

(21) Appl. No.: **29/496,814**

(22) Filed: **Jul. 17, 2014**

(51) **LOC (10) Cl.** **14-02**

(52) **U.S. Cl.**

USPC **D14/392**

(58) **Field of Classification Search**

USPC D14/240, 138, 318, 341, 391-399, 443,
D14/455, 456; D18/1, 2, 7, 11; 178/17 A,
178/17 C; 200/5 A, 5 R, 6 A, 6 R; 235/145 A,
235/145 R; 341/20-23; 345/156, 160, 168,
345/169, 173; 361/679.08, 679.09,
361/679.11-679.19; 400/484-489, 492,
400/472

CPC G06F 1/16; G06F 1/1616; G06F 1/162;
G06F 1/1601; G06F 1/1626; G09B 13/04;
H03M 11/00; H03K 17/94; H05K 5/00;
H01H 3/125; H01H 13/705; B41J 5/08

See application file for complete search history.

(56) **References Cited**

U.S. PATENT DOCUMENTS

4,782,464 A	11/1988	Gray et al.	
4,818,828 A	4/1989	Curley et al.	
4,855,548 A	8/1989	Curley et al.	
D309,895 S	8/1990	Lampe	
D310,209 S	8/1990	Kasprzycki	
D319,223 S	8/1991	Pierce et al.	
D416,256 S	11/1999	Griffin et al.	
6,049,796 A	4/2000	Siitonen et al.	
D462,354 S	9/2002	Kimbire et al.	
D476,985 S	7/2003	Griffin	
D478,585 S	8/2003	Griffin	
6,624,805 B2 *	9/2003	Liu et al.	345/160

D496,664 S *	9/2004	Jones et al.	D14/396
D497,907 S	11/2004	Griffin	
D503,714 S *	4/2005	Tritschler et al.	D14/398
6,919,879 B2	7/2005	Griffen et al.	
D530,712 S	10/2006	Griffin	
D544,491 S *	6/2007	Tritschler et al.	D14/455
D556,191 S	11/2007	Griffin	
D556,207 S	11/2007	Griffin	
7,307,620 B2	12/2007	Siddeeq	
7,629,964 B2	12/2009	Griffin et al.	
D620,014 S	7/2010	Leung et al.	
D641,759 S	7/2011	Hancock et al.	
D644,232 S	8/2011	Hancock et al.	

(Continued)

OTHER PUBLICATIONS

Smith Corona "Spell-Right 200" user manual entitled "Electronic Dictionary, Thesaurus, and Calculator"1988.

(Continued)

Primary Examiner — Freda S Nunn

(74) *Attorney, Agent, or Firm* — Brown & Michaels, PC

(57) **CLAIM**

The ornamental design for a keyboard, as shown and described.

DESCRIPTION

FIG. 1 is a perspective view of the keyboard of the present invention.

FIG. 2 is a front view of the keyboard.

FIG. 3 is a back view of the keyboard.

FIG. 4 is a side view of the keyboard.

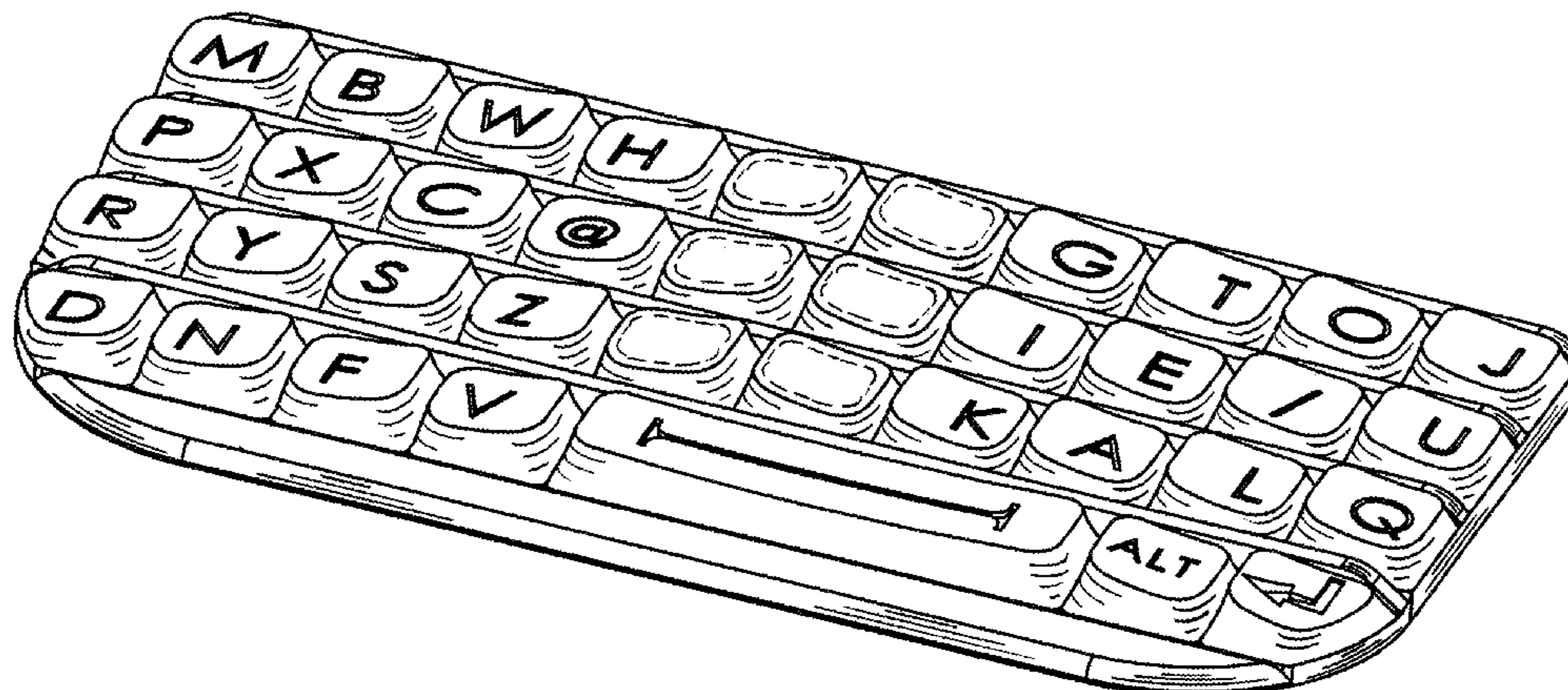
FIG. 5 is a top view of the keyboard; and,

FIG. 6 is a side view of the keyboard, showing the opposite side from FIG. 4.

The broken lines shown represent unclaimed subject matter and form no part of the claimed design.

A bottom view of the keyboard is not shown and forms no part of the claimed design.

1 Claim, 5 Drawing Sheets



(56)

References Cited

U.S. PATENT DOCUMENTS

8,098,231 B2 1/2012 Jacobs et al.
8,125,355 B2 2/2012 Soderlund
8,162,552 B2 4/2012 Rak et al.
D660,855 S 5/2012 Moore et al.
8,200,298 B2 6/2012 Matsuoka
D667,016 S 9/2012 Ferrari et al.
8,289,283 B2 10/2012 Kida et al.
D672,360 S 12/2012 Lee et al.
D675,620 S 2/2013 Smith et al.

D676,848 S 2/2013 Smith et al.
D685,775 S 7/2013 Hofer et al.
D697,922 S 1/2014 Park
D700,189 S 2/2014 Moore et al.
2003/0189501 A1* 10/2003 Chen 341/22

OTHER PUBLICATIONS

“Faster typing with KALQ keyboard” <http://www.humanipo.com/news/5525/faster-typing-with-kalq-keyboard/>; Apr. 2013.

* cited by examiner

FIG. 1

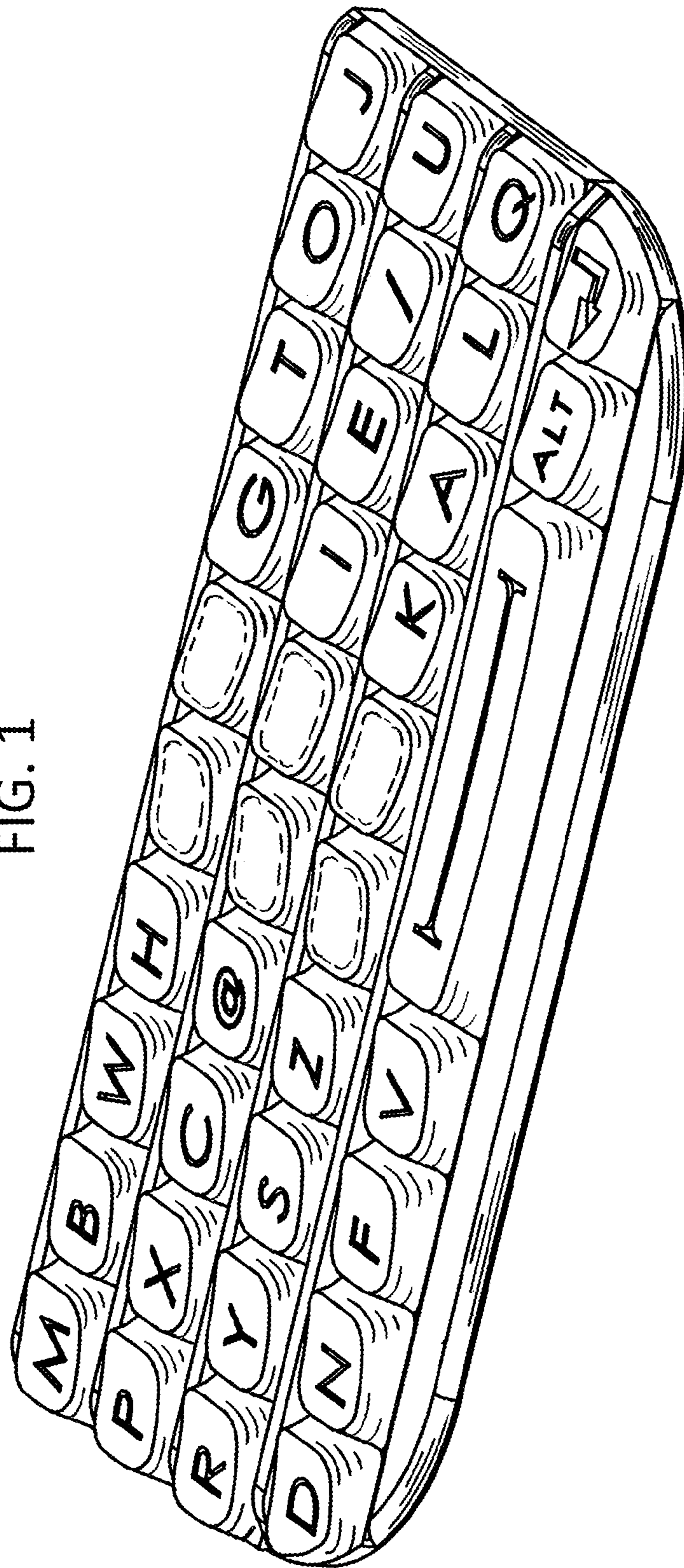


FIG. 2

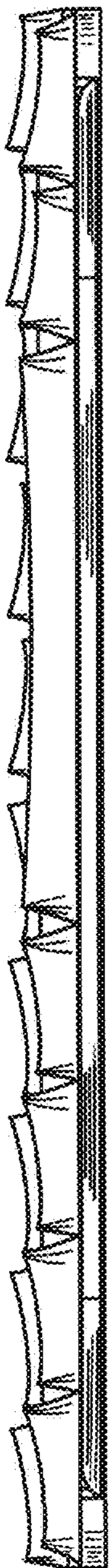


FIG. 3



FIG. 4



FIG. 5

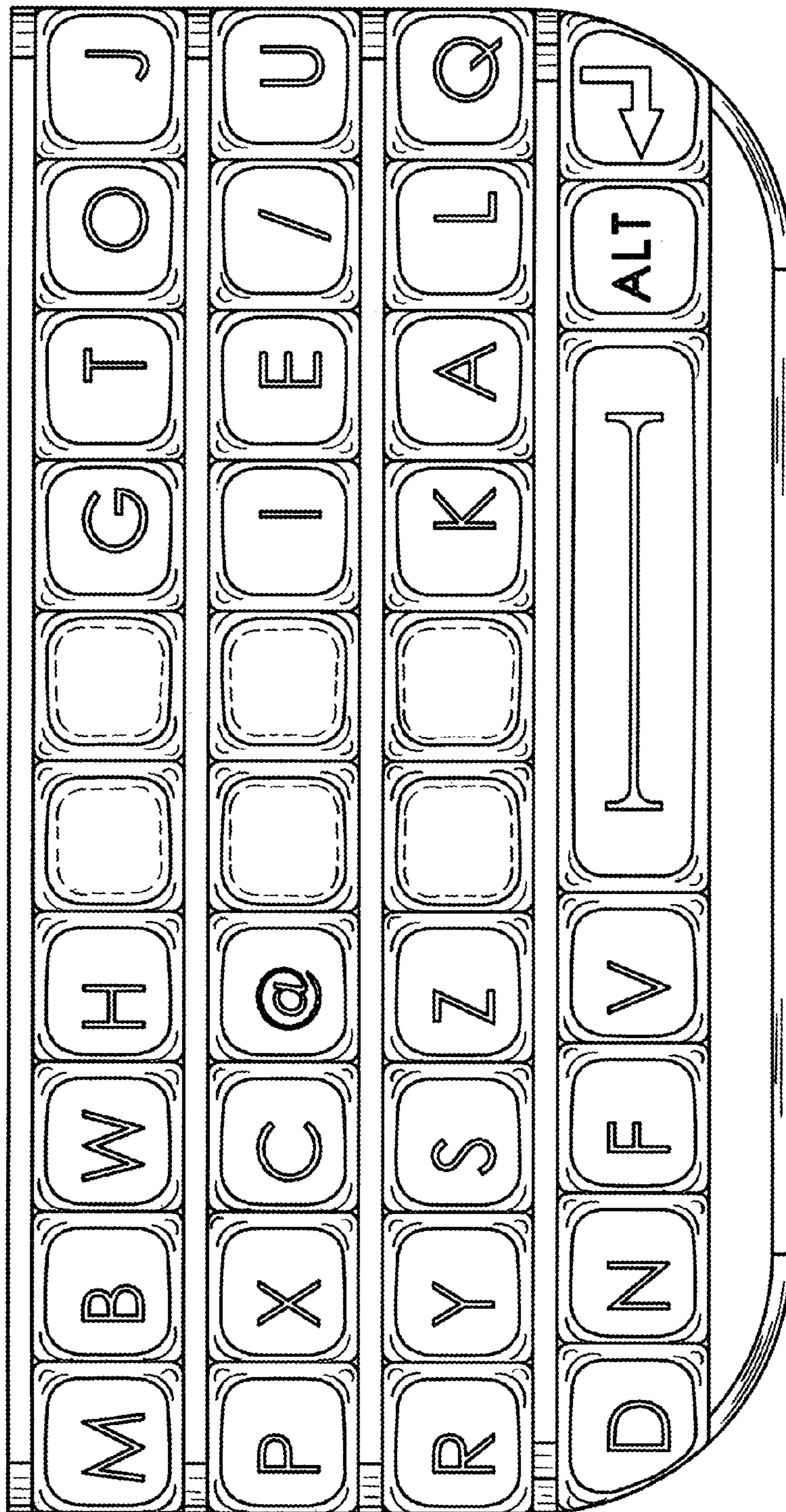


FIG. 6

