



US00D748613S

(12) **United States Design Patent**
Sasaki et al.

(10) **Patent No.:** **US D748,613 S**
(45) **Date of Patent:** **** Feb. 2, 2016**

(54) **ENCLOSURE FOR MOBILE DEVICE**

(71) Applicants: **Jeff Karl Sasaki**, San Carlos, CA (US);
Jonathan Nghia Nguyen, San Jose, CA
(US)

(72) Inventors: **Jeff Karl Sasaki**, San Carlos, CA (US);
Jonathan Nghia Nguyen, San Jose, CA
(US)

(**) Term: **14 Years**

(21) Appl. No.: **29/501,162**

(22) Filed: **Sep. 2, 2014**

(51) **LOC (10) Cl.** **14-08**

(52) **U.S. Cl.**
USPC **D14/250**

(58) **Field of Classification Search**
USPC D14/250, 251, 253, 240, 217, 496, 440,
D14/203.3, 203.4, 203.5, 203.8, 341, 318;
D3/218, 215, 201, 294, 289, 900;
220/4.02; 248/309.1; 361/679.56;
379/426, 433.11, 455; 455/575.1,
455/575.8; 190/100; 206/305, 320
CPC .. H04M 1/185; H04M 1/0252; H04B 1/3888;
G06F 1/1601; G06F 1/1626; G06F 1/1633;
G06F 1/1675; G06F 1/1679; G02F 1/1306;
G02F 1/133; G02F 1/133308; G02F 1/153;
G02F 1/1533; G02F 2001/133317

See application file for complete search history.

(56) **References Cited**

U.S. PATENT DOCUMENTS

D649,537	S	*	11/2011	Magness	D14/250
D656,135	S	*	3/2012	Swartz	D14/238.1
D685,361	S	*	7/2013	Goradesky	D14/250
D698,775	S	*	2/2014	Huang	D14/250
D706,754	S	*	6/2014	Goradesky	D14/250
D714,279	S	*	9/2014	McCurry	D14/250
D716,312	S	*	10/2014	Fujioka	D14/440

* cited by examiner

Primary Examiner — Cynthia M Chin

(74) *Attorney, Agent, or Firm* — Larry B. Guernsey; Patent Law Office of Larry B. Guernsey



(57) **CLAIM**

The ornamental design for an enclosure for mobile device, as shown and described above.

DESCRIPTION

FIG. 1 is an enlarged top plan view of an ornamental design for an enclosure for mobile device of the present invention; FIG. 2 is a front view of an ornamental design for an enclosure for mobile device of the present invention; FIG. 3 is a right side view of an ornamental design for an enclosure for mobile device of the present invention; FIG. 4 is a rear view of an ornamental design for an enclosure for mobile device of the present invention; FIG. 5 is a left side view of an ornamental design for an enclosure for mobile device of the present invention; FIG. 6 is an enlarged bottom plan view of an ornamental design for an enclosure for mobile device of the present invention; FIG. 7 is a top isometric view of an ornamental design for an enclosure for mobile device of the present invention; and, FIG. 8 is a bottom isometric view of an ornamental design for an enclosure for mobile device of the present invention.

1 Claim, 8 Drawing Sheets






FIGURE 1



FIGURE 2




FIGURE 3




FIGURE 4




FIGURE 5




FIGURE 6




FIGURE 7




FIGURE 8