



US00D748612S

(12) **United States Design Patent**  
**Chan et al.**

(10) **Patent No.:** **US D748,612 S**  
(45) **Date of Patent:** **\*\* Feb. 2, 2016**

(54) **PHONE CASE**

(56) **References Cited**

(71) Applicant: **ZeroLemon LLC**, Cheyenne, WY (US)

(72) Inventors: **Stephen Ching Yat Chan**, Hong Kong (HK); **Wei Chen**, Shenzhen (CN)

(73) Assignee: **ZEROLEMON LLC**, Cheyenne, WY (US)

(\*\*) Term: **14 Years**

(21) Appl. No.: **29/480,819**

(22) Filed: **Jan. 29, 2014**

(51) **LOC (10) Cl.** ..... **14-03**

(52) **U.S. Cl.**  
USPC ..... **D14/250**

(58) **Field of Classification Search**  
USPC ..... D14/250–253, 440, 203.3–203.7, 217, D14/496, 248, 238.1, 240, 447, 230, 247, D14/341, 345, 346, 439; D3/201, 218, 269, D3/301, 273, 303; D13/103, 107–108; 220/4.02; 248/309.1; 361/679.56; 379/426, 433.11, 455; 455/575.1, 455/575.8; 190/100; 206/305, 320  
CPC ..... A45C 2011/002; A45C 11/00; A45C 13/002; A45C 2011/003; H04M 1/0283; H04M 1/0202; H04M 1/185; H04B 1/3888

See application file for complete search history.

U.S. PATENT DOCUMENTS

D589,953 S *	4/2009	Turner	.....	D14/248
D644,639 S *	9/2011	Weller	.....	D14/250
D676,433 S *	2/2013	Smith	.....	D14/250
D676,435 S *	2/2013	Chang	.....	D14/250
D676,838 S *	2/2013	Magness	.....	D14/250
D683,322 S *	5/2013	Derby	.....	D14/138 G
D708,173 S *	7/2014	Lee	.....	D14/250
D709,059 S *	7/2014	Kim	.....	D14/250
D712,895 S *	9/2014	Lee	.....	D14/250
D722,312 S *	2/2015	Tages	.....	D14/250
D729,188 S *	5/2015	Nilsen	.....	D14/138 G
D729,786 S *	5/2015	Lee	.....	D14/250
D731,472 S *	6/2015	Lee	.....	D14/250

\* cited by examiner

*Primary Examiner* — Carla Jobe Wright

*Assistant Examiner* — Holly E Thurman

(74) *Attorney, Agent, or Firm* — Rabin & Berdo, P.C.


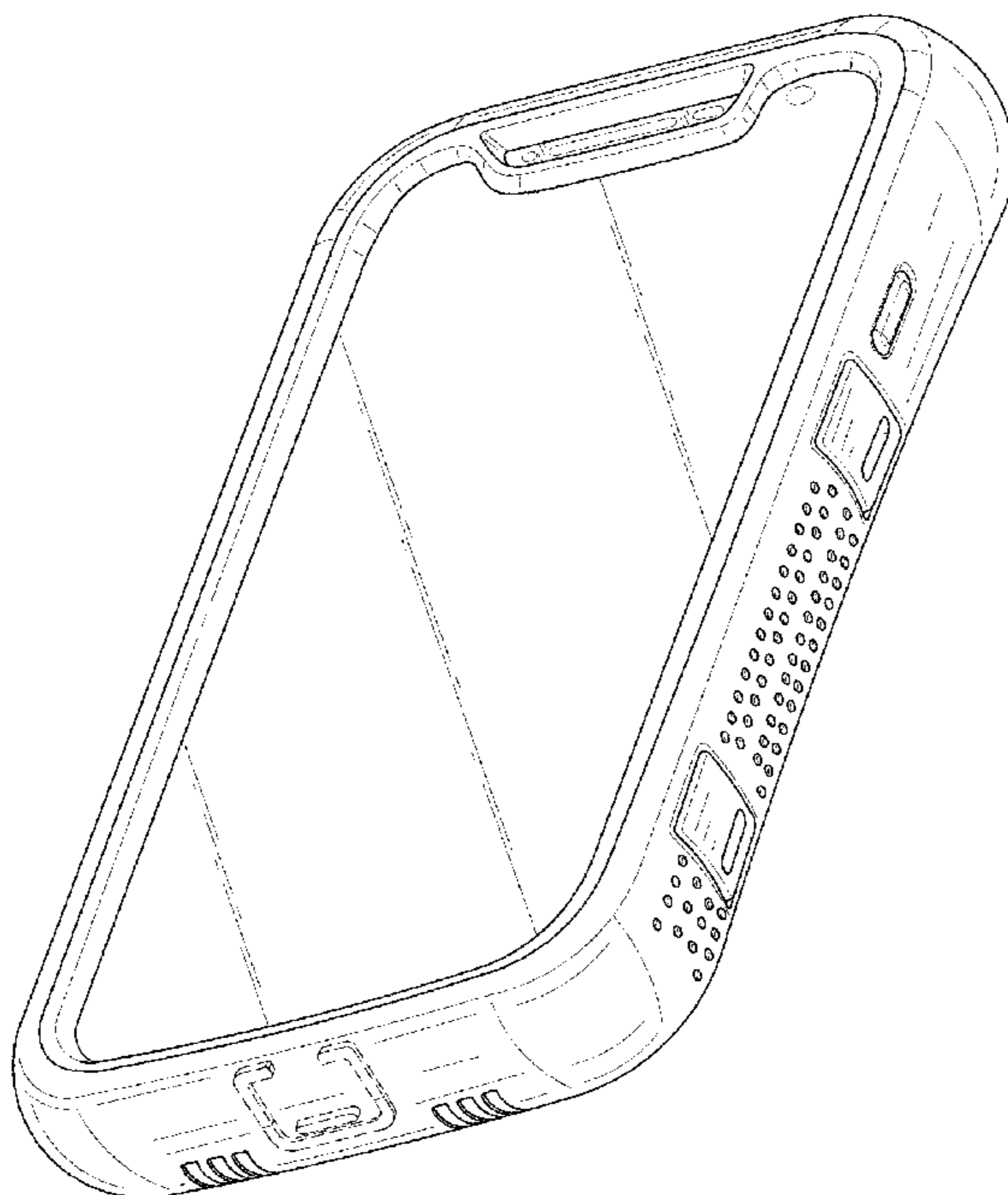
(57) **CLAIM**

The ornamental design for a phone case, as shown and described.

**DESCRIPTION**

FIG. 1 is a front perspective view of a phone case showing our new design;  
FIG. 2 is a front view thereof;  
FIG. 3 is a rear view thereof;  
FIG. 4 is a right side view thereof;  
FIG. 5 is a left side view thereof;  
FIG. 6 is a top view thereof; and,  
FIG. 7 is a bottom view thereof.  
The features shown in broken lines form no part of the claimed design.

**1 Claim, 5 Drawing Sheets**



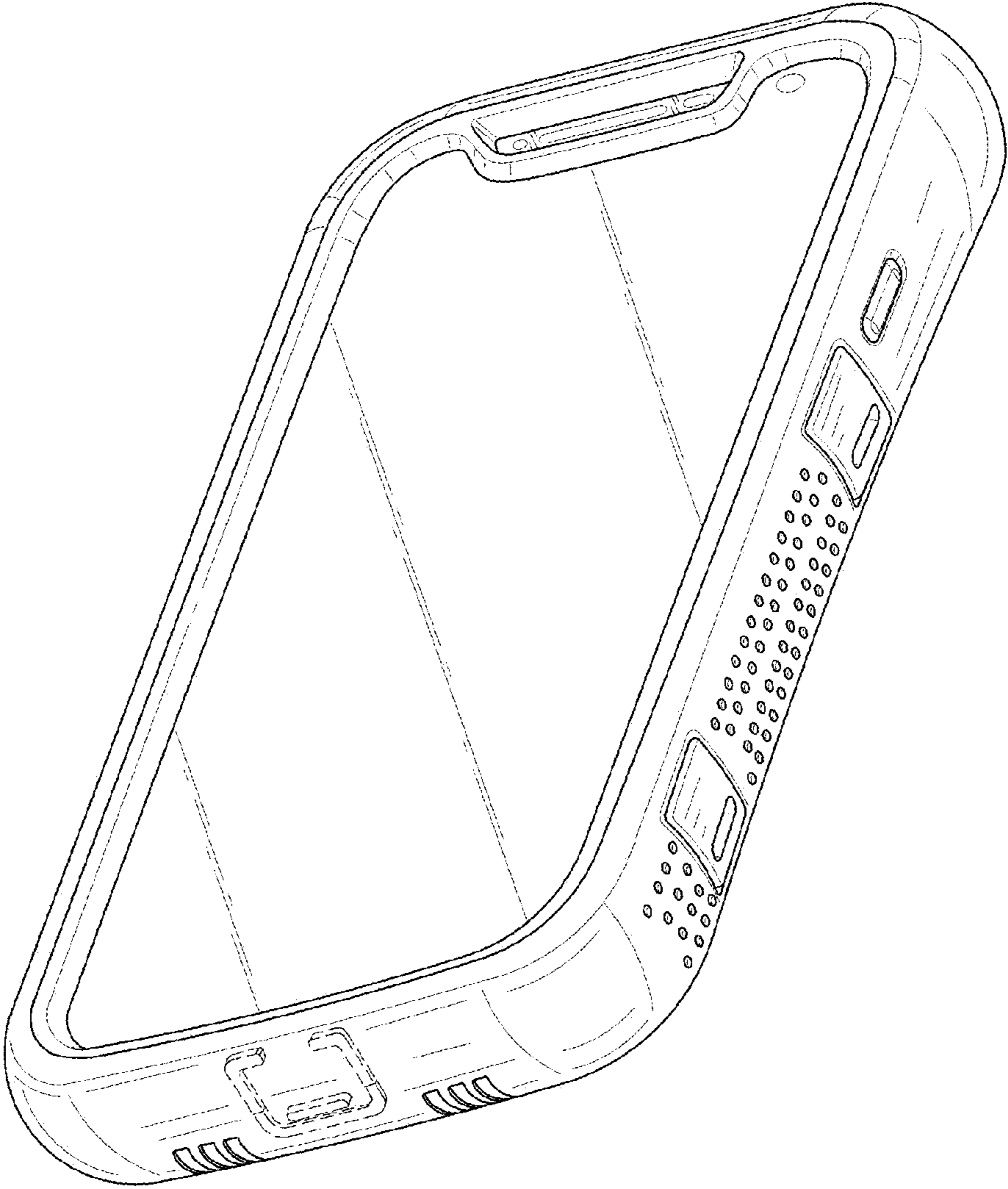


FIG. 1




FIG. 2




FIG. 3

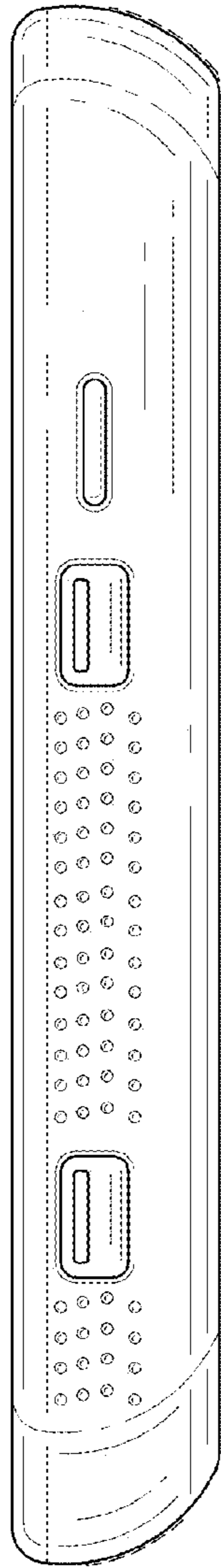


FIG. 4

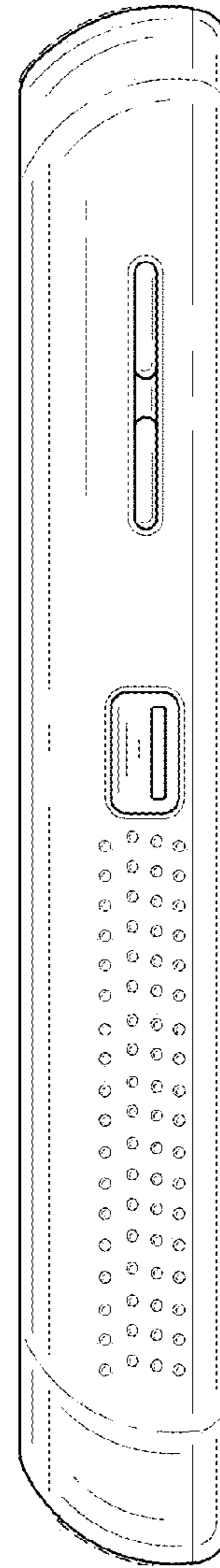


FIG. 5

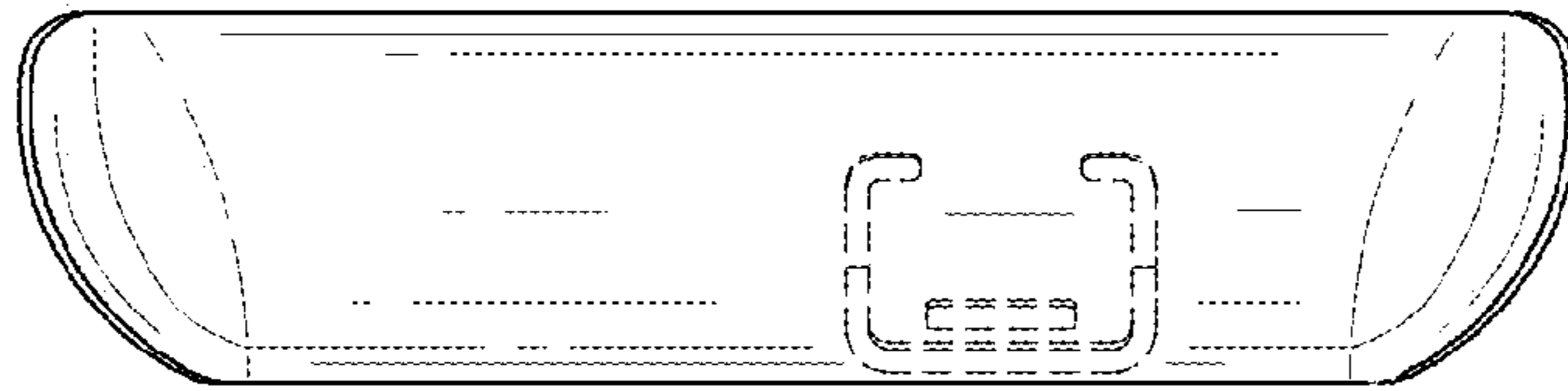


FIG. 6

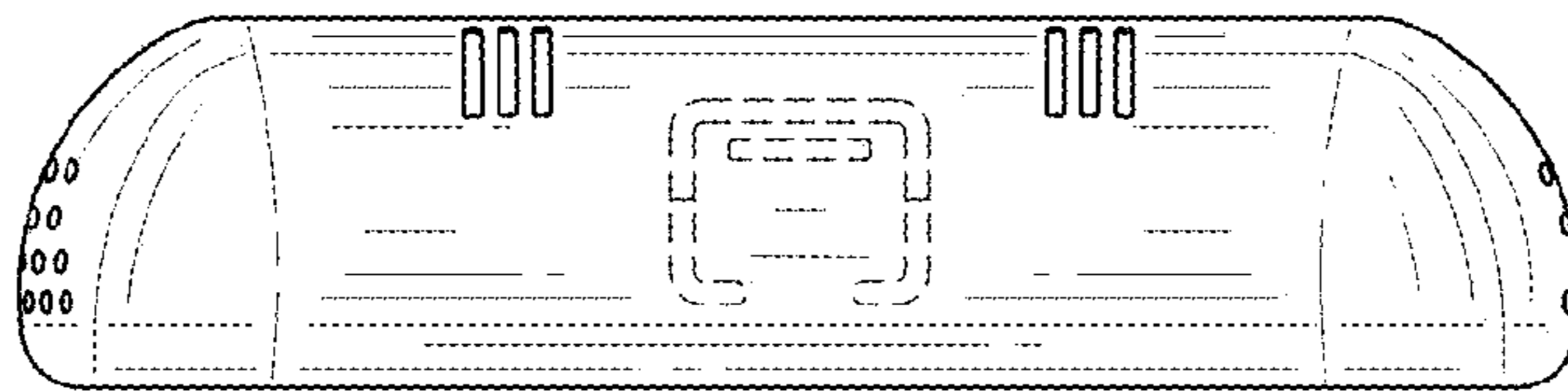


FIG. 7