



US00D748564S

(12) **United States Design Patent**
Frascella

(10) **Patent No.:** **US D748,564 S**

(45) **Date of Patent:** **** Feb. 2, 2016**

(54) **VEHICLE COMPONENT**

(71) Applicant: **Jaguar Land Rover Limited**, Coventry (GB)

(72) Inventor: **Massimo Frascella**, Coventry (GB)

(73) Assignee: **Jaguar Land Rover Limited** (GB)

(**) Term: **14 Years**

(21) Appl. No.: **29/501,045**

(22) Filed: **Aug. 29, 2014**

(30) **Foreign Application Priority Data**

Mar. 5, 2014 (EM) 002417899

(51) **LOC (10) Cl.** **12-16**

(52) **U.S. Cl.**
USPC **D12/404**

(58) **Field of Classification Search**
USPC D12/401-405; D6/610, 611, 596, 601,
D6/602, 603, 615, 617, 621; D7/332,
D7/334-337

CPC B62J 19/00; B62J 1/18; B62J 1/20;
B62J 1/22; B62J 1/24; B62J 1/26; B62J 1/28

See application file for complete search history.

(56) **References Cited**

U.S. PATENT DOCUMENTS

D325,366 S *	4/1992	Mansberger	D12/404
D438,840 S *	3/2001	Dowdey	D12/404
D483,317 S *	12/2003	Dowdey	D12/404
D483,716 S *	12/2003	Dowdey	D12/404
D488,121 S *	4/2004	Dowdey	D12/404
D496,618 S *	9/2004	Nakajima	D12/195
D625,680 S *	10/2010	de Waal	D12/404
D693,759 S *	11/2013	Hill	D12/404

* cited by examiner

Primary Examiner — Katrina A Betton

(74) *Attorney, Agent, or Firm* — Fishman Stewart Yamaguchi PLLC

(57) **CLAIM**

The ornamental design for a vehicle component, as shown and described.

DESCRIPTION

FIG. 1 is a front perspective view of a vehicle component; FIG. 2 is a rear perspective view of a vehicle component; FIG. 3 is a front view of a vehicle component; FIG. 4 is a left side view of a vehicle component; FIG. 5 is a right side view of a vehicle component; FIG. 6 is a top view of a vehicle component; and, FIG. 7 is a supplemental view of a vehicle with the vehicle component in the installed position.

Portions of FIGS. 1-7 shown in diagonal lines are for illustrative purposes only and form no part of the claimed design.

1 Claim, 6 Drawing Sheets






FIG. 1




FIG. 2




FIG. 3

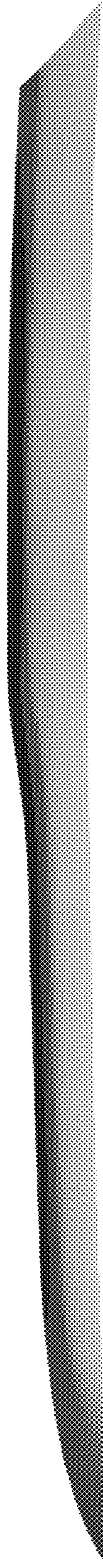


FIG. 4

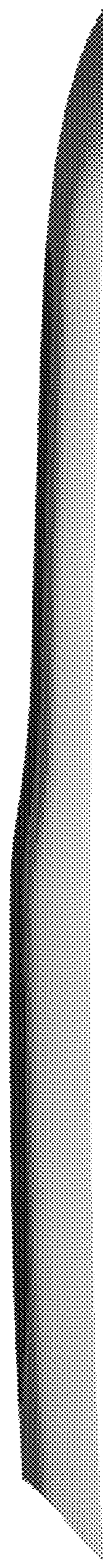


FIG. 5



FIG. 6




FIG. 7