



US00D748548S

(12) **United States Design Patent**
Battams

(10) **Patent No.:** **US D748,548 S**

(45) **Date of Patent:** **** Feb. 2, 2016**

(54) **VEHICLE COMPONENT**

(71) Applicant: **Jaguar Land Rover Limited**, Coventry (GB)

(72) Inventor: **Robert Battams**, Coventry (GB)

(73) Assignee: **Jaguar Land Rover Limited** (GB)

(**) Term: **14 Years**

(21) Appl. No.: **29/512,657**

(22) Filed: **Dec. 22, 2014**

(30) **Foreign Application Priority Data**

Jun. 24, 2014 (EM) 002489187

(51) **LOC (10) Cl.** **12-08**

(52) **U.S. Cl.**
USPC **D12/190**

(58) **Field of Classification Search**
USPC D12/190, 106, 181, 191, 196, 400, 88
CPC B60R 19/52
See application file for complete search history.

(56) **References Cited**

U.S. PATENT DOCUMENTS

D497,860 S * 11/2004 Hoelzel D12/196
D545,258 S * 6/2007 Teng D12/190
D566,022 S * 4/2008 Johnson D12/190

D607,392 S * 1/2010 Shymkiw D12/190
D636,712 S * 4/2011 Shymkiw D12/190
D659,059 S * 5/2012 Elmitt D12/190
D717,222 S * 11/2014 Waterman D12/190

* cited by examiner

Primary Examiner — Katrina A Betton

(74) *Attorney, Agent, or Firm* — Fishman Stewart Yamaguchi PLLC


(57) **CLAIM**

The ornamental design for a vehicle component, as shown and described.

DESCRIPTION

FIG. 1 is a top left front perspective view of a vehicle component;
FIG. 2 is a bottom left rear perspective view of a vehicle component;
FIG. 3. is a bottom right rear perspective view of a vehicle component;
FIG. 4 is an inboard left side view of view of a vehicle component;
FIG. 5 is an outboard left side view of a vehicle component;
FIG. 6 is an outboard right side view of a vehicle component;
FIG. 7 is a top view of a vehicle component; and,
FIG. 8 is a supplemental front perspective view of a vehicle component in the installed position on a vehicle.
In the drawings, the broken lines in FIG. 8 depict portions of a vehicle that form no part of the claimed design.

1 Claim, 4 Drawing Sheets






FIG. 1



FIG. 2




FIG. 3




FIG. 4



FIG. 5




FIG. 6




FIG. 7

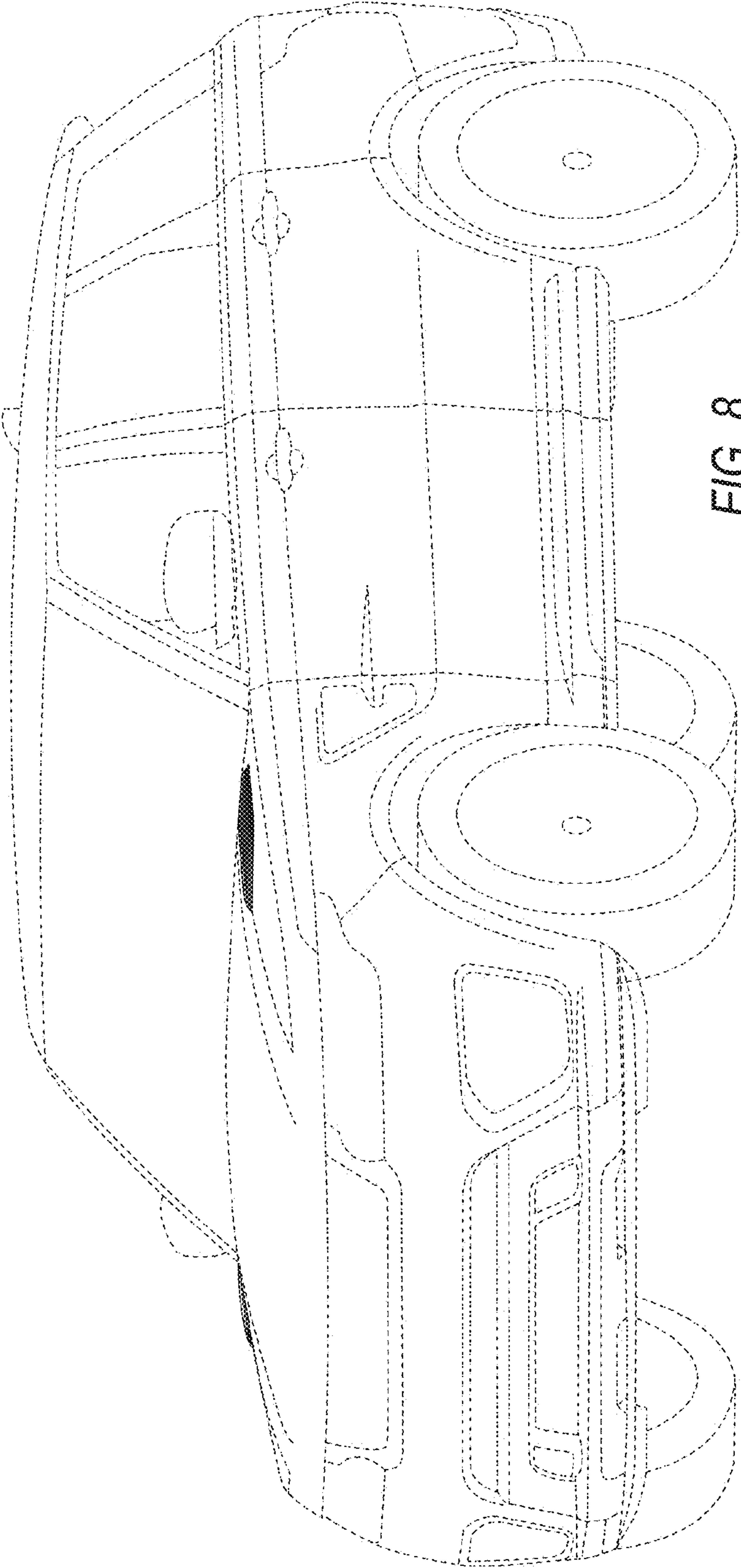


FIG. 8