



US00D748540S

(12) **United States Design Patent**
Elder, Jr.

(10) **Patent No.:** **US D748,540 S**

(45) **Date of Patent:** **** *Feb. 2, 2016**

(54) **BUMPER COVER AND PROTECTOR**

OTHER PUBLICATIONS

(71) Applicant: **Charles Edward Elder, Jr.**, Fort Mill, SC (US)

<http://www.rangeroverpartsstore.co.uk/kanger-rover-evoque/all-new-range-rover-sport-bumper-protector-vplvs0179.html>.

(72) Inventor: **Charles Edward Elder, Jr.**, Fort Mill, SC (US)

* cited by examiner

(*) Notice: This patent is subject to a terminal disclaimer.

Primary Examiner — Philip S Hyder
Assistant Examiner — Darlington Ly

(**) Term: **14 Years**

(57) **CLAIM**

The ornamental design for a bumper cover and protector, as shown and described.

(21) Appl. No.: **29/476,066**

(22) Filed: **Dec. 10, 2013**

DESCRIPTION

(51) **LOC (10) Cl.** **12-16**

(52) **U.S. Cl.**
USPC **D12/167**

(58) **Field of Classification Search**
USPC D12/91, 98, 114, 167, 169, 221, 203, D12/400; D5/1, 2, 9, 11, 12, 43, 47, 50, 54, D5/56, 59; D6/582, 583, 585, 586, 592, D6/594, 605; D8/582, 583; D9/707, 713; 4/581, 582; 5/420; 15/215, 216, 217; 52/660; 66/169 R; 296/3, 26, 39.1, 296/39.2, 50, 57.1; 428/15, 32, 66.5, 78, 428/88, 112, 187, 198, 221, 542.6
See application file for complete search history.

FIG. 1 is a perspective view of a bumper cover and protector draped over a bumper of a vehicle;
FIG. 2 is a perspective front view of the bumper cover and protector;
FIG. 3 is a front elevation view of the bumper cover and protector;
FIG. 4 is a rear elevation view of the bumper cover and protector, wherein the rectangular filled surface pattern near the top edge is representational of a textile with a hook fabric material for use with an environmental hook-and-loop fastener fabric;
FIG. 5 is a right elevation view of the bumper cover and protector, wherein the left side elevation view is a mirror image thereof;
FIG. 6 is a top plan view of the bumper cover and protector; and,
FIG. 7 is a bottom plan view of the bumper cover and protector.

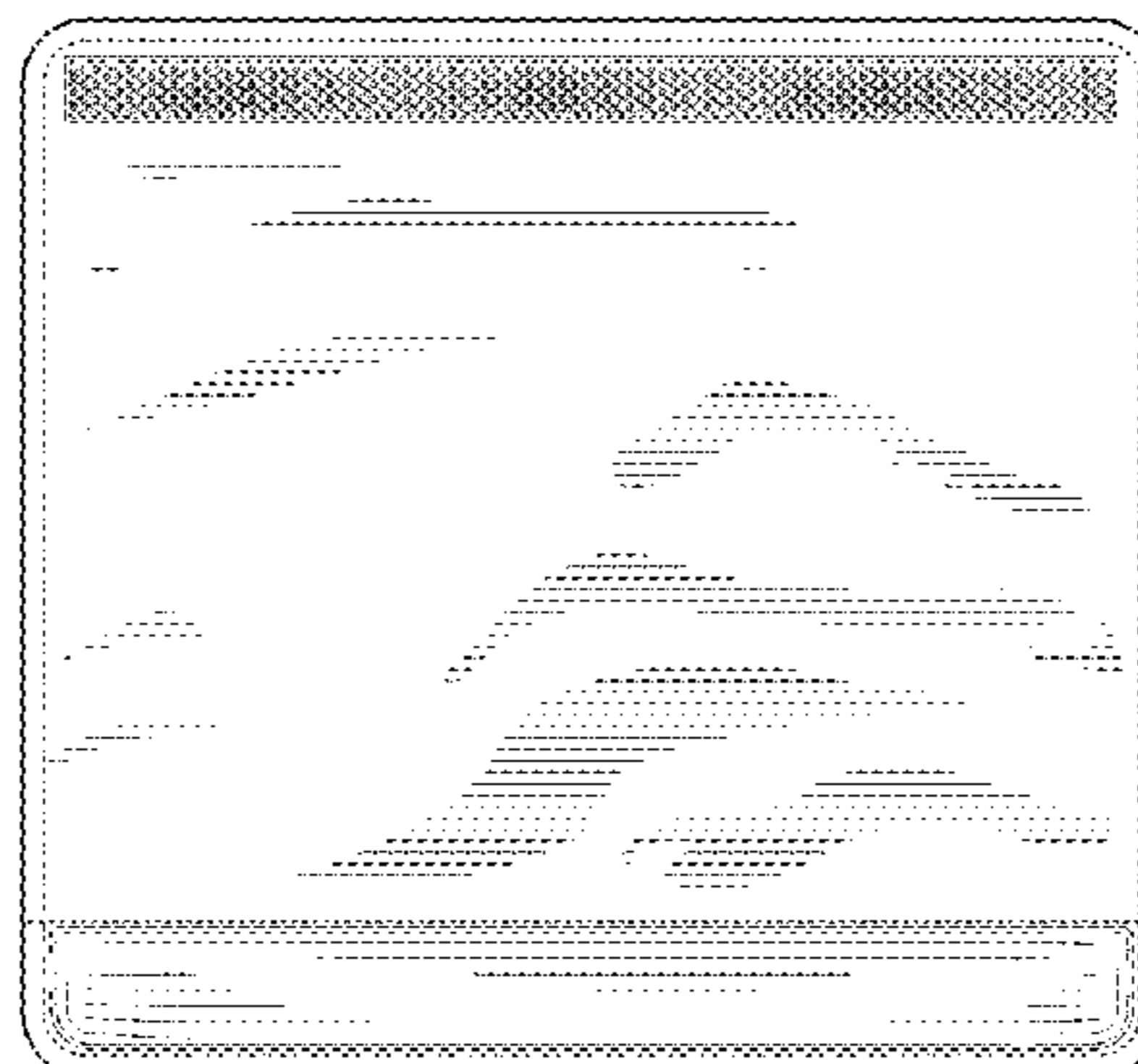
(56) **References Cited**

U.S. PATENT DOCUMENTS

3,333,805	A *	8/1967	Marshall	248/188.9
3,427,705	A *	2/1969	Campbell	29/449
5,570,921	A *	11/1996	Brooker	296/39.1
6,287,659	B1 *	9/2001	Robbins et al.	428/43
D508,222	S *	8/2005	Tekavec	D12/167
D522,299	S *	6/2006	Robbins, III	D6/582
7,478,858	B1 *	1/2009	Brun	296/39.1
7,597,373	B2 *	10/2009	McAuliffe, Jr.	296/39.1
D642,844	S *	8/2011	Cheris	D6/582
2007/0018475	A1 *	1/2007	McGinnis et al.	296/39.1

The broken lines in FIG. 1 showing portions of an automobile are included for the purpose of illustrating environmental structure. All other broken lines shown in the drawings illustrate stitched lines for portions of the bumper cover and protector. All the broken lines in the drawings form no part of claimed design.

1 Claim, 3 Drawing Sheets



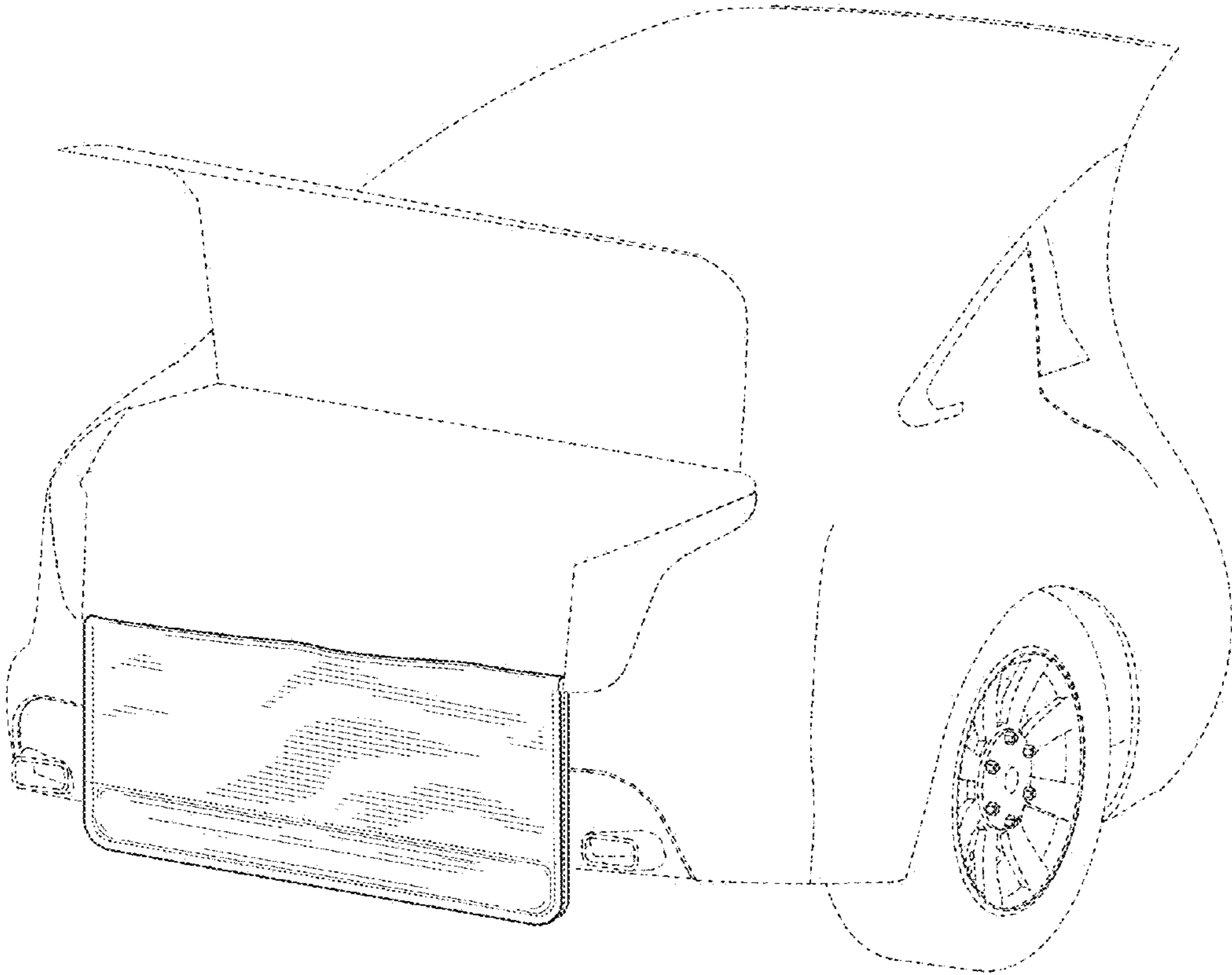


FIG. 1



FIG. 2




FIG. 3




FIG. 4

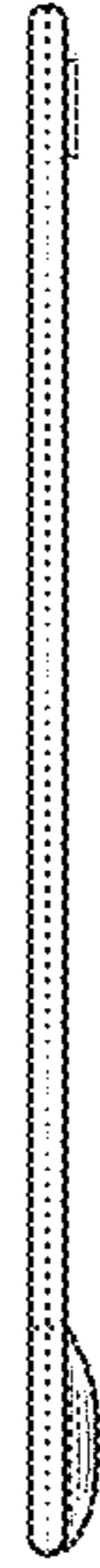


FIG. 5




FIG. 6

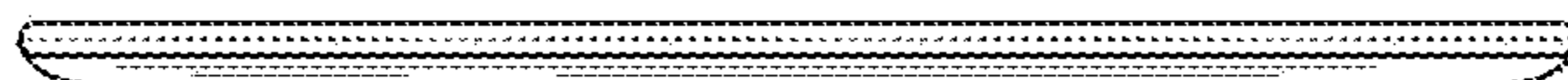


FIG. 7