



US00D748536S

(12) **United States Design Patent**
Hillenbrand, II et al.

(10) **Patent No.:** **US D748,536 S**

(45) **Date of Patent:** **** Feb. 2, 2016**

(54) **MATTRESS FOR A PATIENT REPOSITIONING SYSTEM**

(71) Applicant: **Hillenbrand Management Company LLC, Batesville, IN (US)**

(72) Inventors: **William A. Hillenbrand, II, Batesville, IN (US); Timothy Savage, Batesville, IN (US); Joseph Kummer, Cincinnati, OH (US); Jeffrey Woodall, Greenfield, IN (US); David Hornbach, Brookville, IN (US); Antonio Belton, Richton Park, IL (US)**

(73) Assignee: **Hillenbrand Management Company LLC, Batesville, IN (US)**

(**) Term: **14 Years**

(21) Appl. No.: **29/466,966**

(22) Filed: **Sep. 13, 2013**

(51) **LOC (10) Cl.** **12-12**

(52) **U.S. Cl.**
USPC **D12/133**

(58) **Field of Classification Search**
USPC D12/128-133
CPC A61G 1/04; A61G 1/00; A61G 1/044; A61G 1/048; A61G 1/0212; A61G 1/003; A61G 1/0237; A61G 1/0231; A61G 1/0262; A61G 1/052; A61G 1/0562; A61G 1/0567; A61G 7/0504; A61G 7/103; A61G 7/1046; A61G 13/105

See application file for complete search history.

(56) **References Cited**

U.S. PATENT DOCUMENTS

659,755 A 10/1900 Moulton
2,826,766 A 3/1958 Stoner

(Continued)

Primary Examiner — Susan Bennett Hattan

Assistant Examiner — Charles Hanson

(74) *Attorney, Agent, or Firm* — Wood, Herron & Evans, L.L.P

(57) **CLAIM**

The ornamental design for a mattress for a patient repositioning system, as shown and described.

DESCRIPTION

FIG. 1 is a perspective view of a first embodiment of a mattress for a patient repositioning system according to the present invention.

FIG. 2 is a front view of the mattress shown in FIG. 1.

FIG. 3 is a right side view thereof; the left side view being a mirror image thereof.

FIG. 4 is a rear view thereof.

FIG. 5 is a top view thereof.

FIG. 6 is a bottom view thereof.

FIG. 7 is another perspective view of the mattress shown in FIGS. 1-6, but shown in an alternate position (head end portion folded).

FIG. 8 is a front view of the mattress shown in FIG. 7, in the alternative position.

FIG. 9 is a right side view thereof; the left side view being a mirror image thereof.

FIG. 10 is a rear view thereof.

FIG. 11 is a top view thereof.

FIG. 12 is a bottom view thereof.

FIG. 13 is a perspective view of a second alternative embodiment of a mattress for a patient repositioning system according to the present invention.

FIG. 14 is a front view of the mattress shown in FIG. 13.

FIG. 15 is a right side view thereof; the left side view being a mirror image thereof.

FIG. 16 is a rear view thereof.

FIG. 17 is a top view thereof.

FIG. 18 is a bottom view thereof.

FIG. 19 is another perspective view of the mattress shown in FIGS. 13-18, but shown in an alternate position (head end portion folded).

FIG. 20 is a front view of the mattress shown in FIG. 19, in the alternate position.

FIG. 21 is a right side view thereof; the left side view being a mirror image thereof.

FIG. 22 is a rear view thereof.

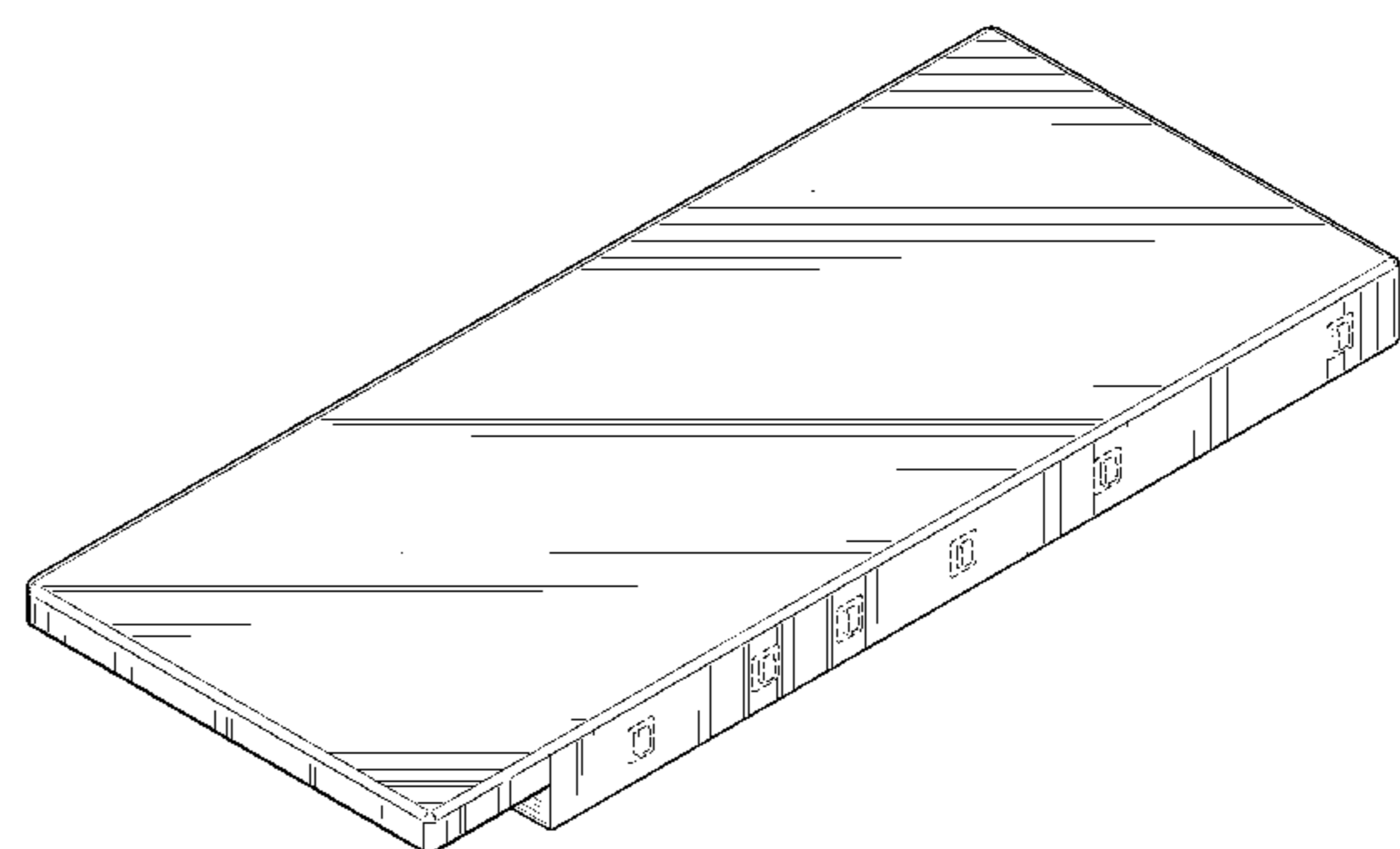
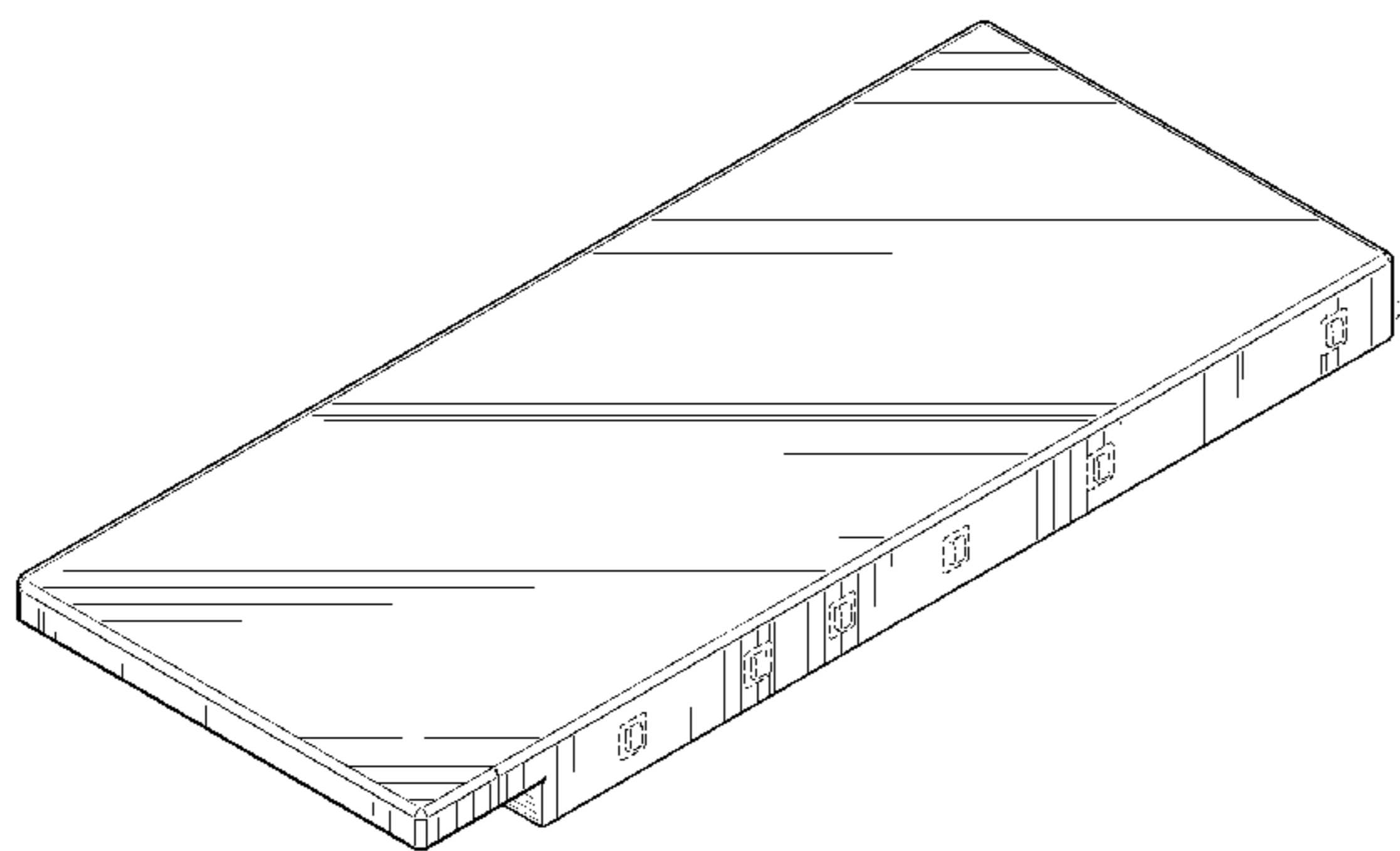
FIG. 23 is a top view thereof; and,

FIG. 24 is a bottom view thereof.

The broken lines adjacent to shaded or sectional portions are an unclaimed boundary of the design and form no part of the claimed design.

The dash-dot lines are shown for environmental purpose only and form no part of the claimed design.

1 Claim, 16 Drawing Sheets



(56)

References Cited

U.S. PATENT DOCUMENTS

2,827,642 A	3/1958	Huff			
3,383,717 A	5/1968	Underwood			
3,466,679 A	9/1969	Hess			
3,597,774 A	8/1971	Warren			
3,641,600 A	2/1972	Oats			
4,003,704 A	1/1977	Zurolo et al.			
4,025,973 A	5/1977	Walbrecht			
4,042,985 A	8/1977	Raczkowski			
4,181,992 A	1/1980	Blake			
D280,024 S *	8/1985	Risi et al.	D25/113		
D289,992 S *	5/1987	Schrager	D12/132		
4,747,170 A	5/1988	Knouse			
4,776,047 A *	10/1988	DiMatteo	5/81.1 C		
4,796,313 A *	1/1989	DiMatteo et al.			
4,799,273 A	1/1989	Elze			
4,819,283 A	4/1989	DiMatteo et al.			
4,821,352 A	4/1989	DiMatteo et al.			
4,837,872 A	6/1989	DiMatteo et al.			
4,837,873 A	6/1989	DiMatteo et al.			
4,843,665 A	7/1989	Cockel et al.			
4,926,513 A	5/1990	Oats			
4,941,220 A	7/1990	DiMatteo et al.			
4,970,738 A *	11/1990	Cole	5/81.1 C		
D312,992 S *	12/1990	Liebman	D12/128		
5,020,171 A	6/1991	DiMatteo et al.			
5,083,332 A *	1/1992	Foster et al.	5/185		
5,084,927 A	2/1992	Parkevich			
5,127,113 A	7/1992	Di Matteo et al.			
5,179,744 A *	1/1993	Foster et al.	5/600		
5,182,827 A	2/1993	Carrier et al.			
5,239,713 A	8/1993	Toivio et al.			
5,319,813 A	6/1994	DiMatteo et al.			
5,377,391 A	1/1995	Foster			
5,469,588 A	11/1995	DiMatteo et al.			
5,608,929 A	3/1997	Crane			
5,692,256 A	12/1997	Kramer et al.			
5,697,109 A	12/1997	Hodgetts			
5,737,781 A	4/1998	Votel			
D402,434 S	12/1998	Votel			
5,890,238 A	4/1999	Votel			
5,996,144 A	12/1999	Hodgetts			
6,058,533 A	5/2000	Nelson			
6,073,291 A *	6/2000	Davis	5/711		
6,341,393 B1	1/2002	Votel			
6,363,555 B1	4/2002	LaRose			
6,378,148 B1	4/2002	Votel			
6,496,991 B1	12/2002	Votel			
6,611,974 B2	9/2003	Roit et al.			
6,615,423 B2	9/2003	Sverdlik et al.			
6,629,323 B2	10/2003	Sverdlik et al.			
6,772,456 B2	8/2004	Votel			
7,111,338 B2	9/2006	Faux et al.			
7,191,479 B1	3/2007	Cheng			
7,228,579 B2 *	6/2007	Tidwell	5/624		
7,293,303 B2	11/2007	Worrell			
7,305,725 B2	12/2007	Burton			
7,337,478 B1	3/2008	Lake			
7,725,964 B2	6/2010	Minning et al.			
7,805,789 B1 *	10/2010	Dean	5/662		
7,904,976 B2 *	3/2011	Hakamiun et al.	5/53.1		
7,950,080 B2 *	5/2011	Brossart et al.	5/81.1 C		
7,992,237 B2	8/2011	Minning et al.			
8,087,109 B2	1/2012	Hillenbrand, II			
8,108,957 B2 *	2/2012	Richards et al.	5/600		
8,250,686 B2	8/2012	Minning et al.			
8,397,327 B2 *	3/2013	O'Reagan	5/739		
8,453,276 B2	6/2013	Hillenbrand, II			
8,555,440 B2 *	10/2013	Lewis	5/713		
8,584,279 B2 *	11/2013	Richards et al.	5/600		
8,756,725 B2 *	6/2014	Piegdon et al.	5/81.1 R		
8,984,681 B2 *	3/2015	Ponsi	5/81.1 R		
2005/0217023 A1	10/2005	Tally			
2006/0273292 A1	12/2006	Milam			
2012/0144581 A1	6/2012	Roberg			
2012/0297544 A1	11/2012	Griswold et al.			
2012/0299353 A1	11/2012	Griswold et al.			
2013/0191990 A1	8/2013	Minning et al.			

* cited by examiner

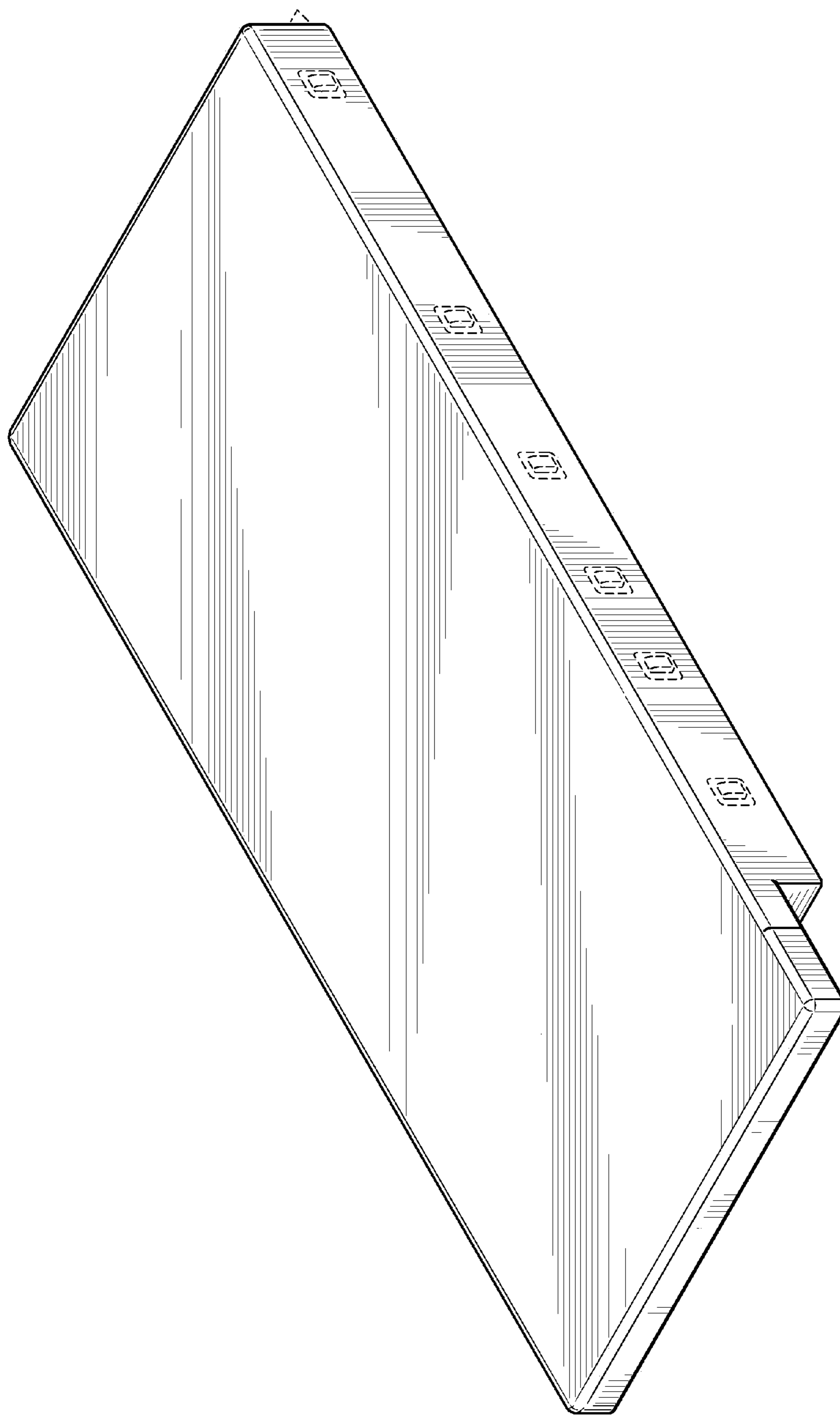


FIG. 1

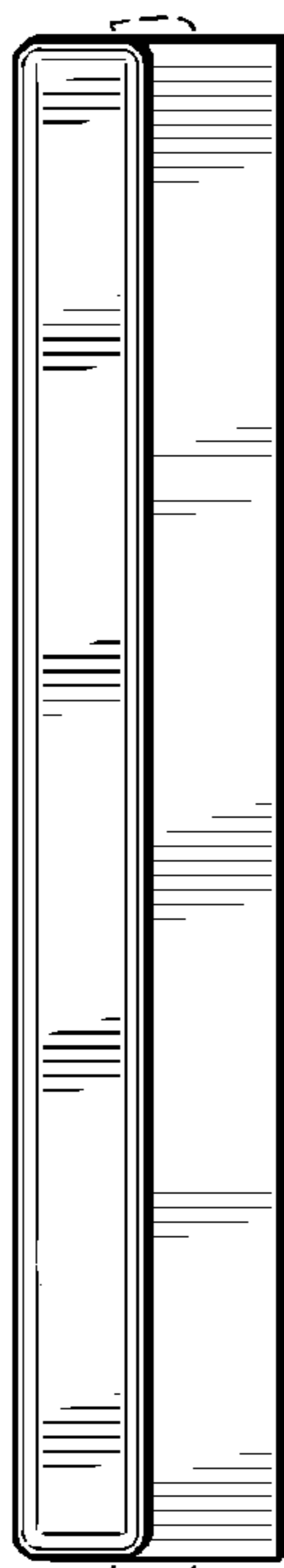


FIG. 2

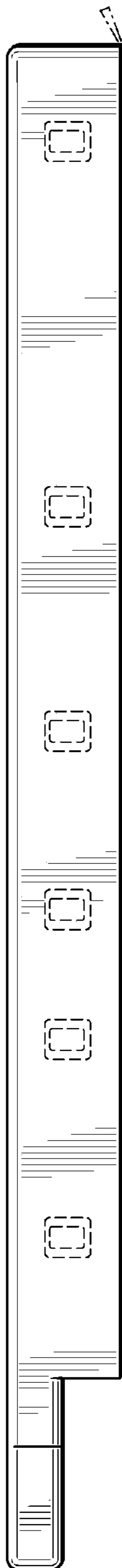


FIG. 3

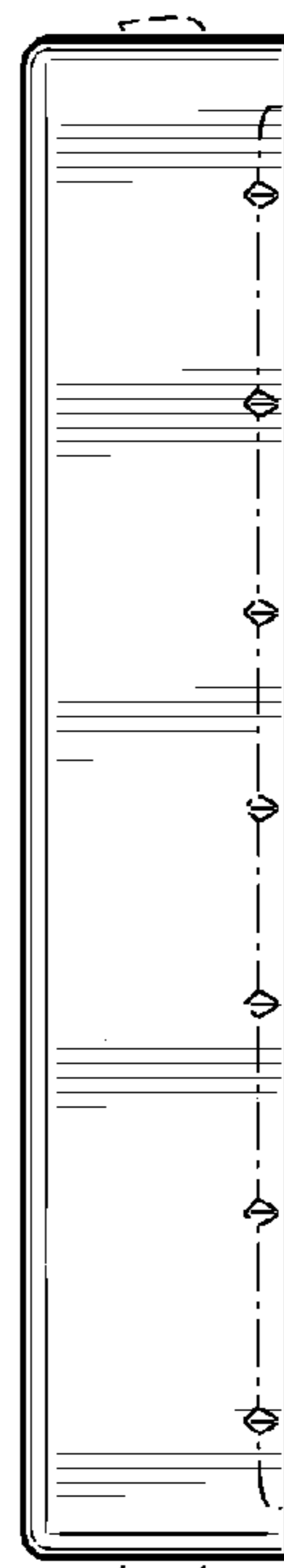


FIG. 4

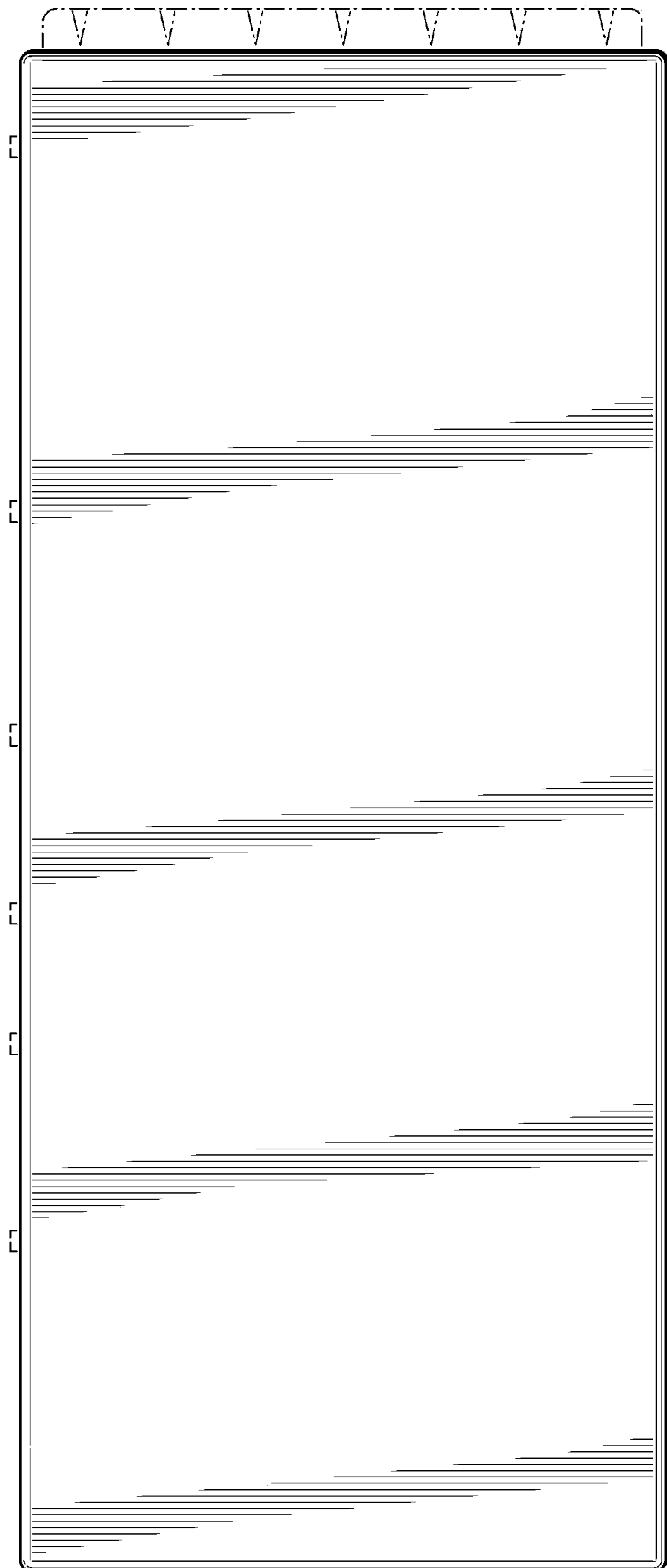


FIG. 5

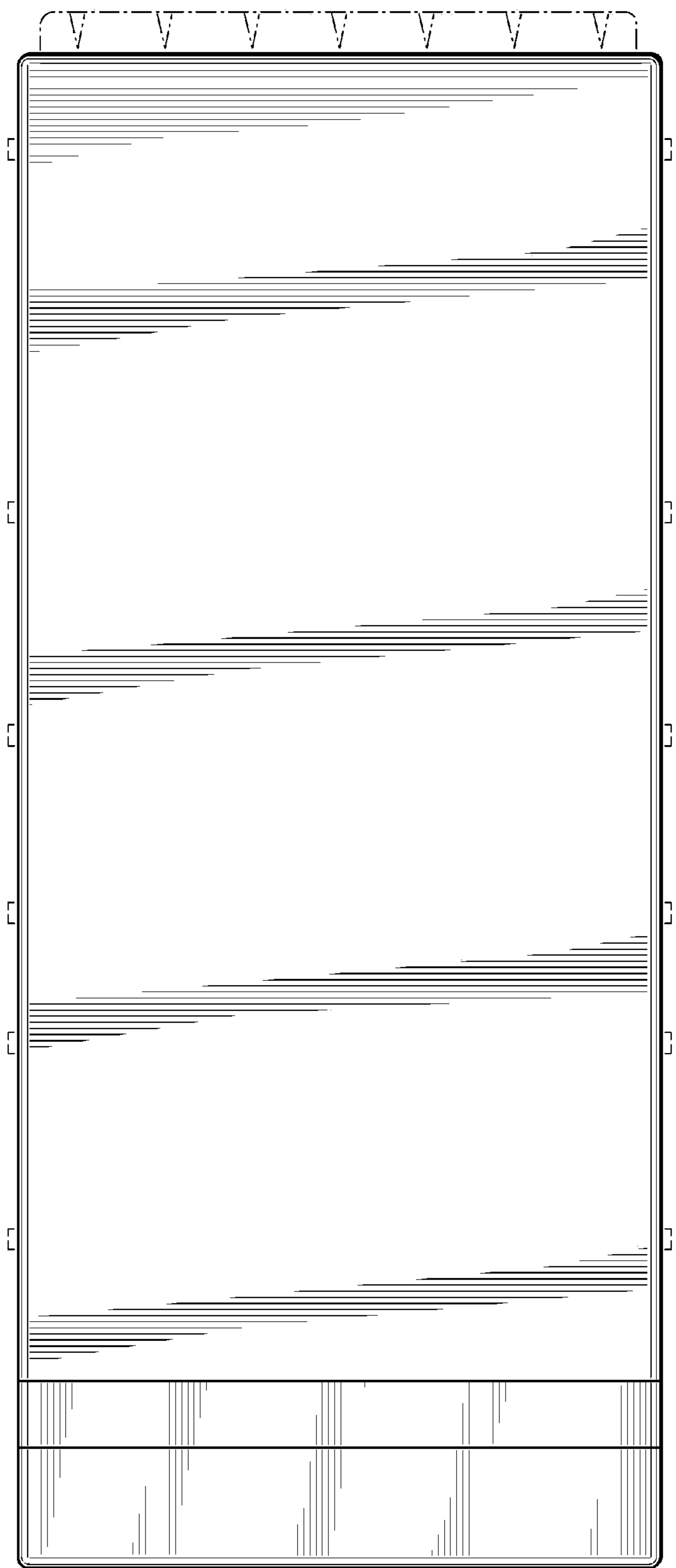


FIG. 6

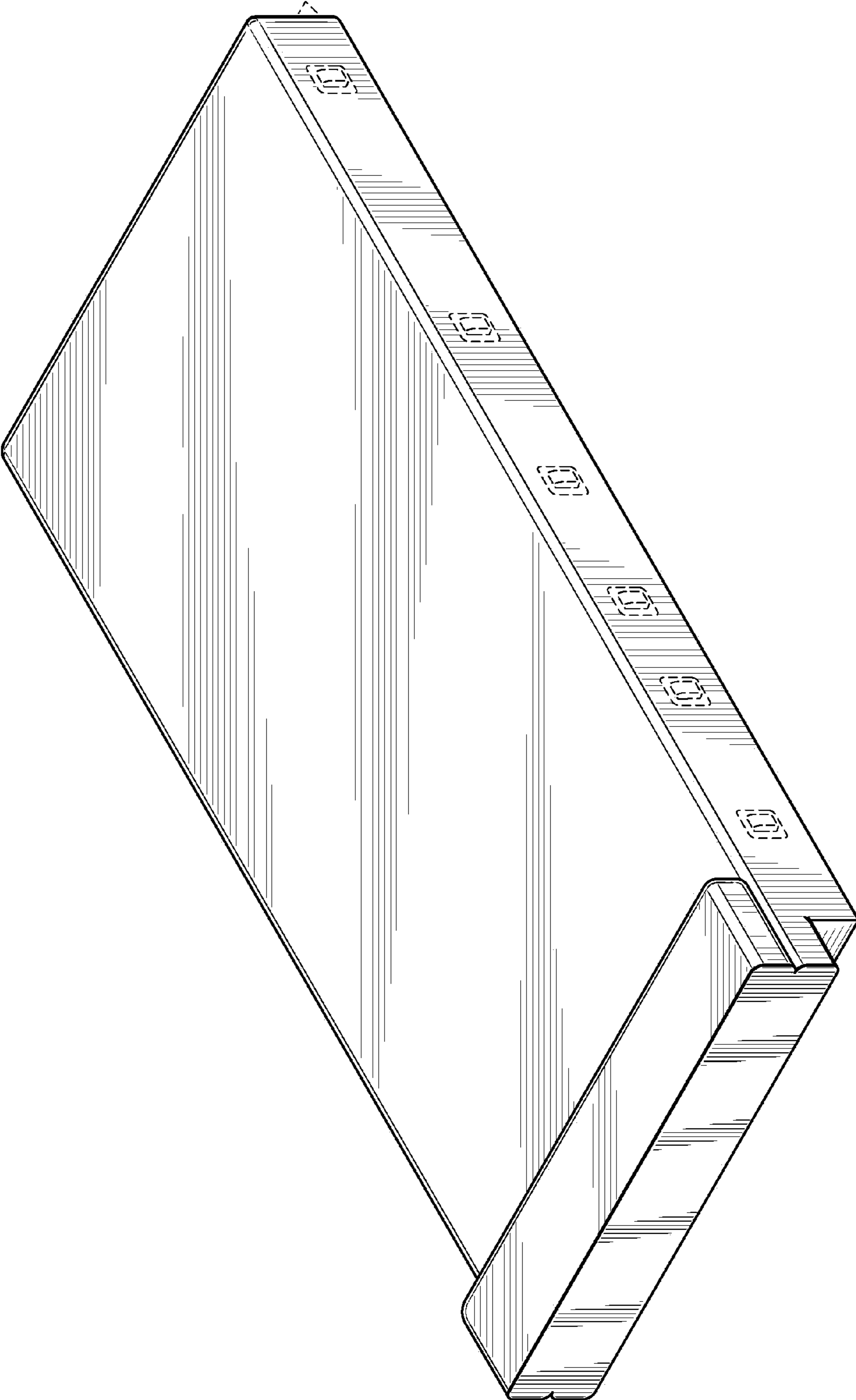


FIG. 7

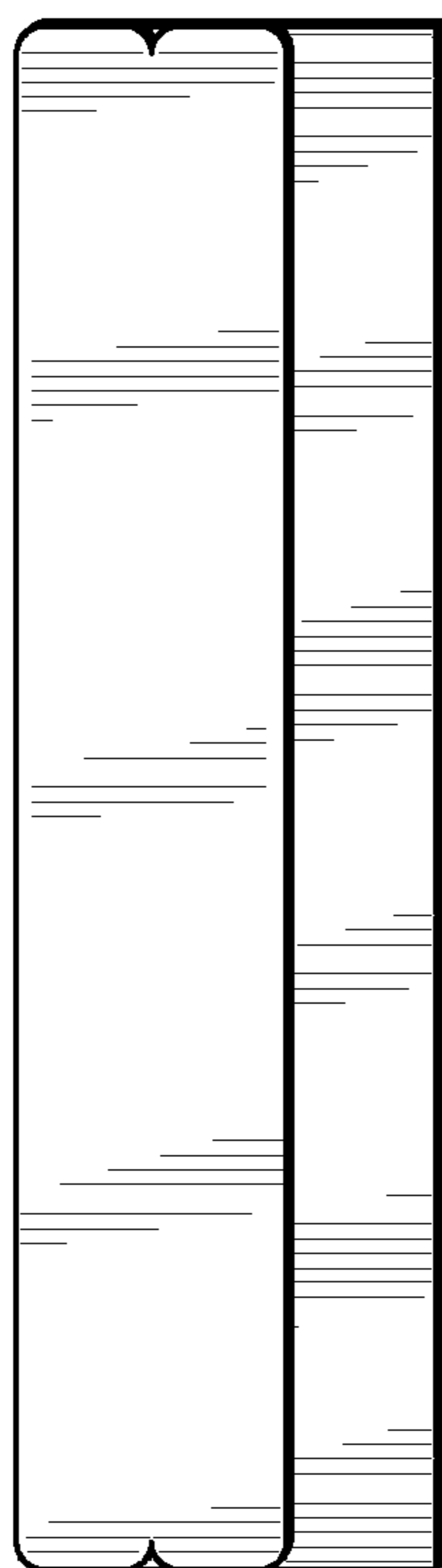


FIG. 8

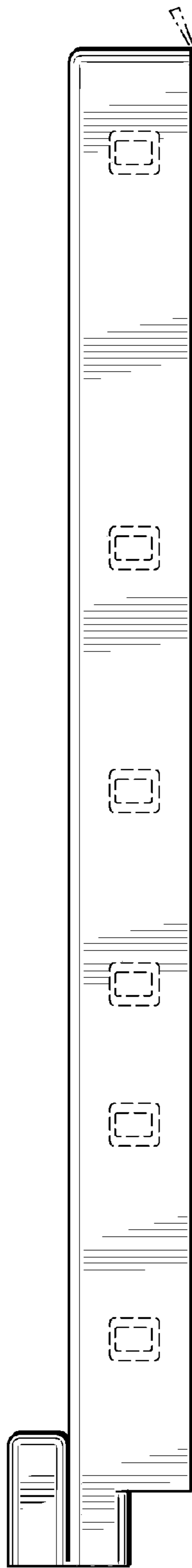


FIG. 9

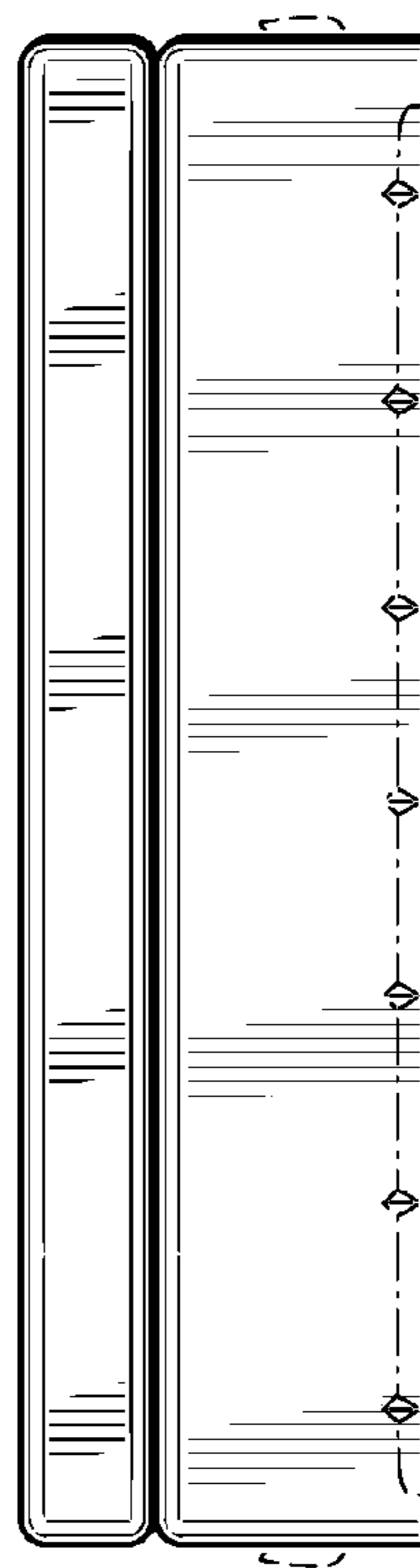


FIG. 10

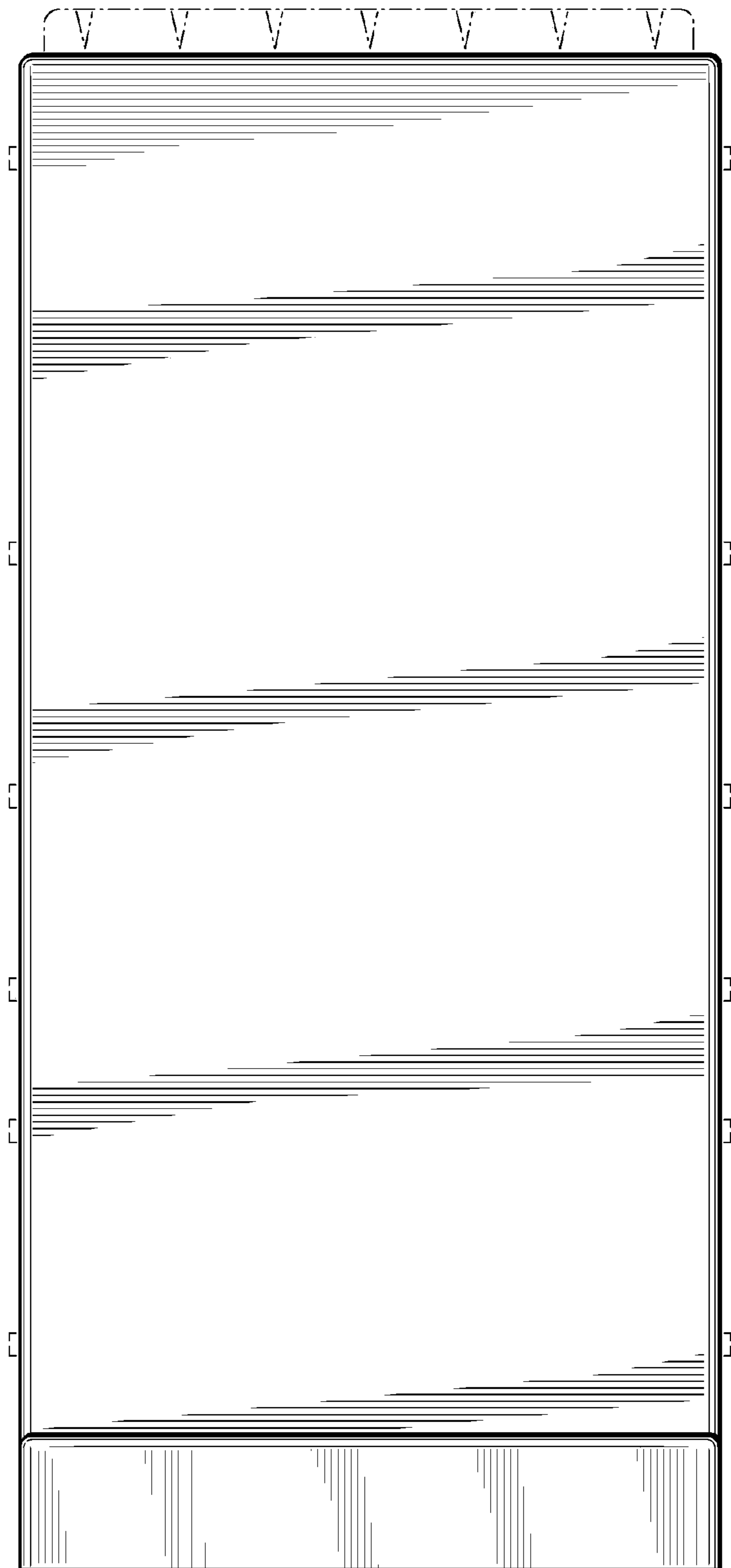


FIG. 11

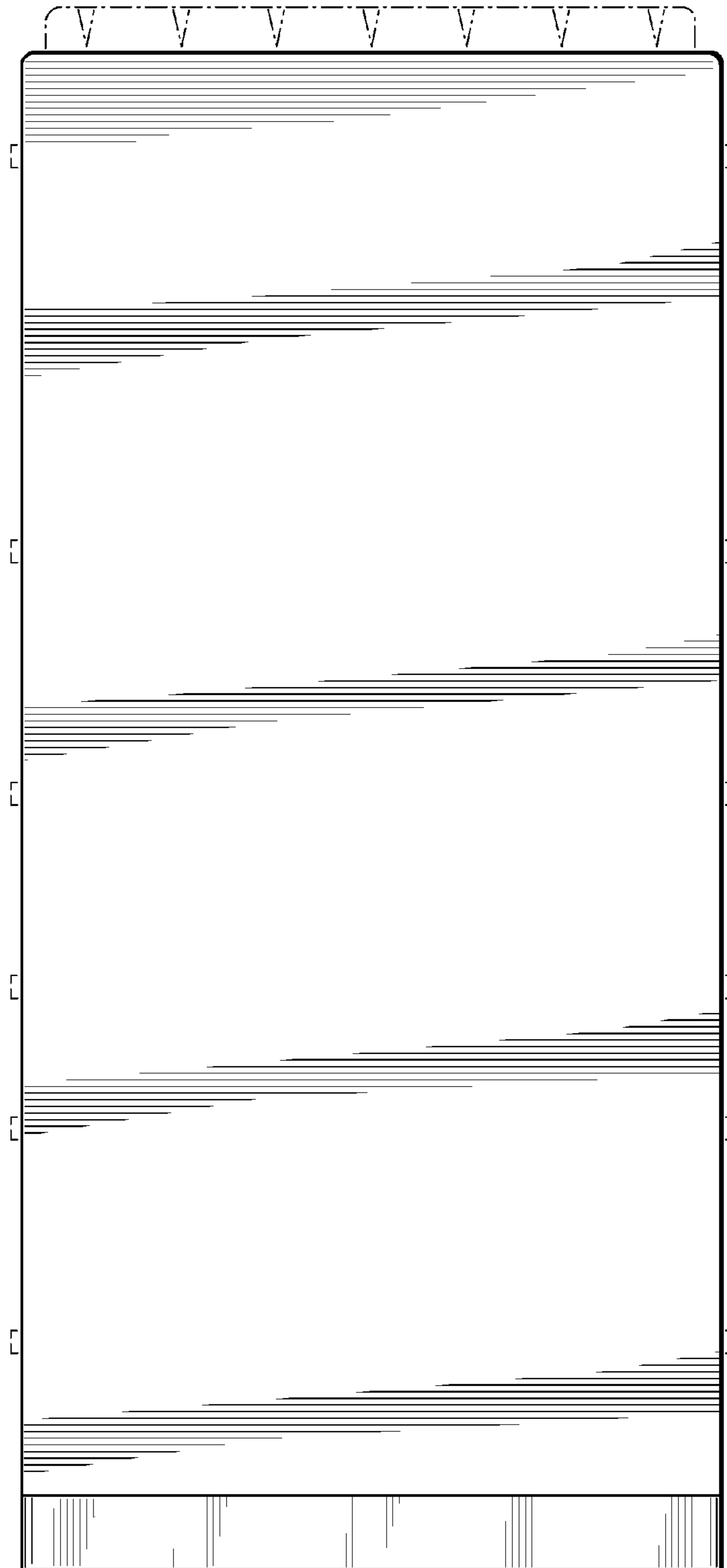


FIG. 12

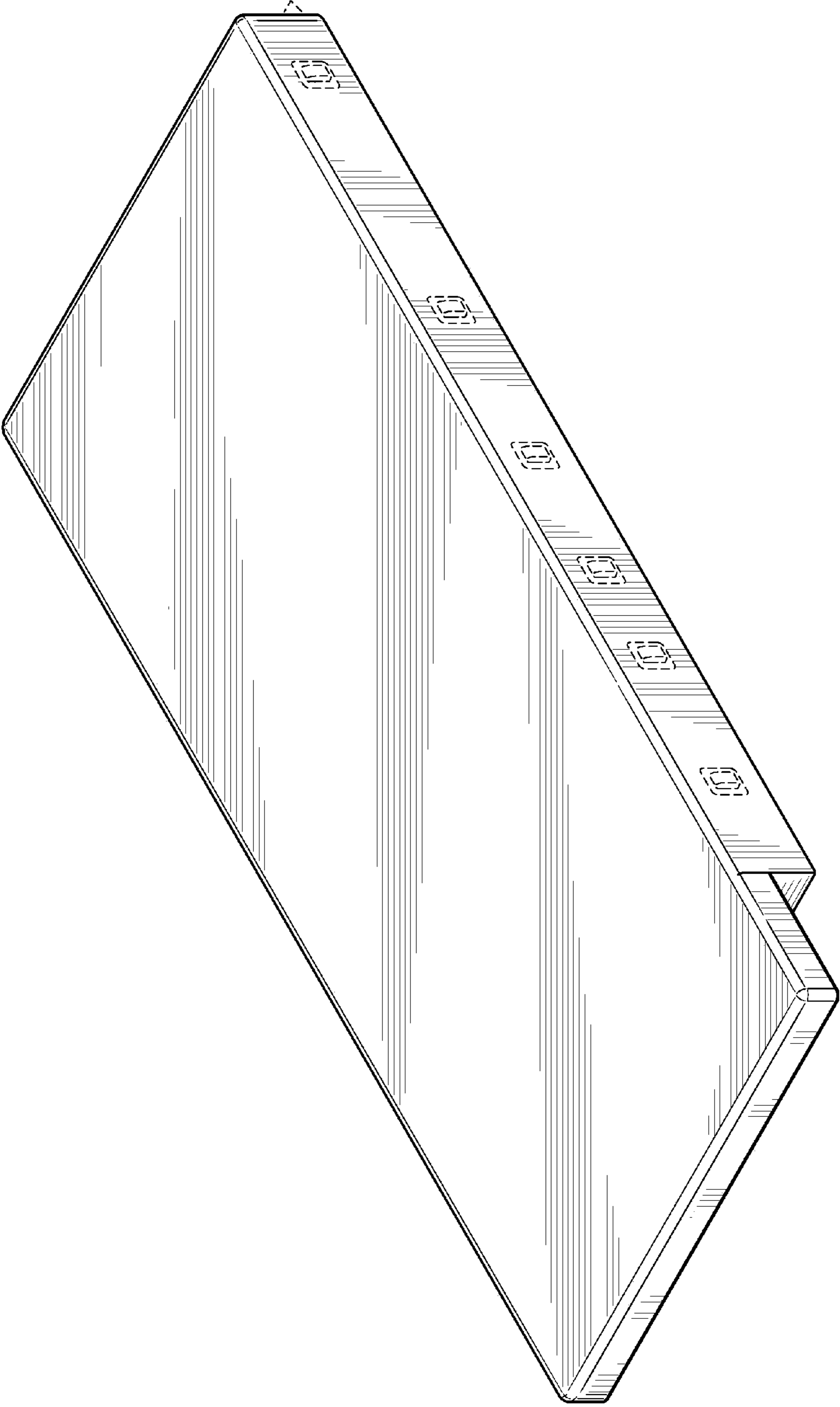


FIG. 13

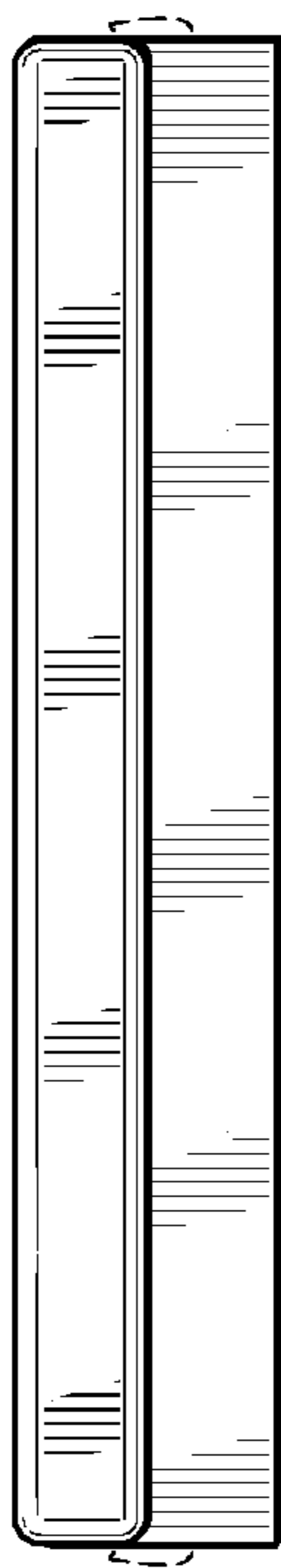


FIG. 14

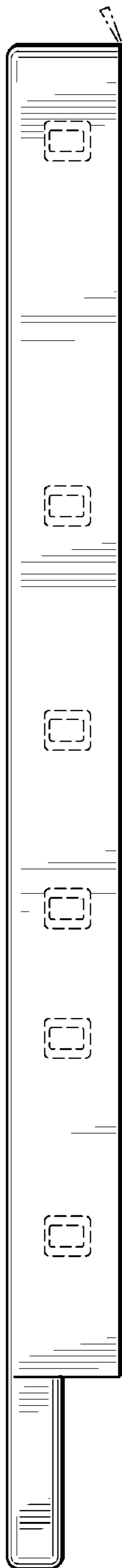


FIG. 15

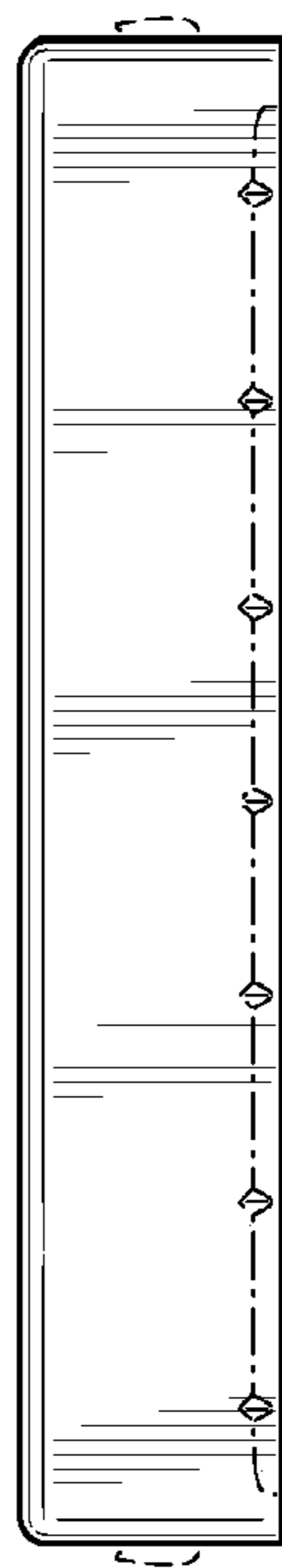


FIG. 16

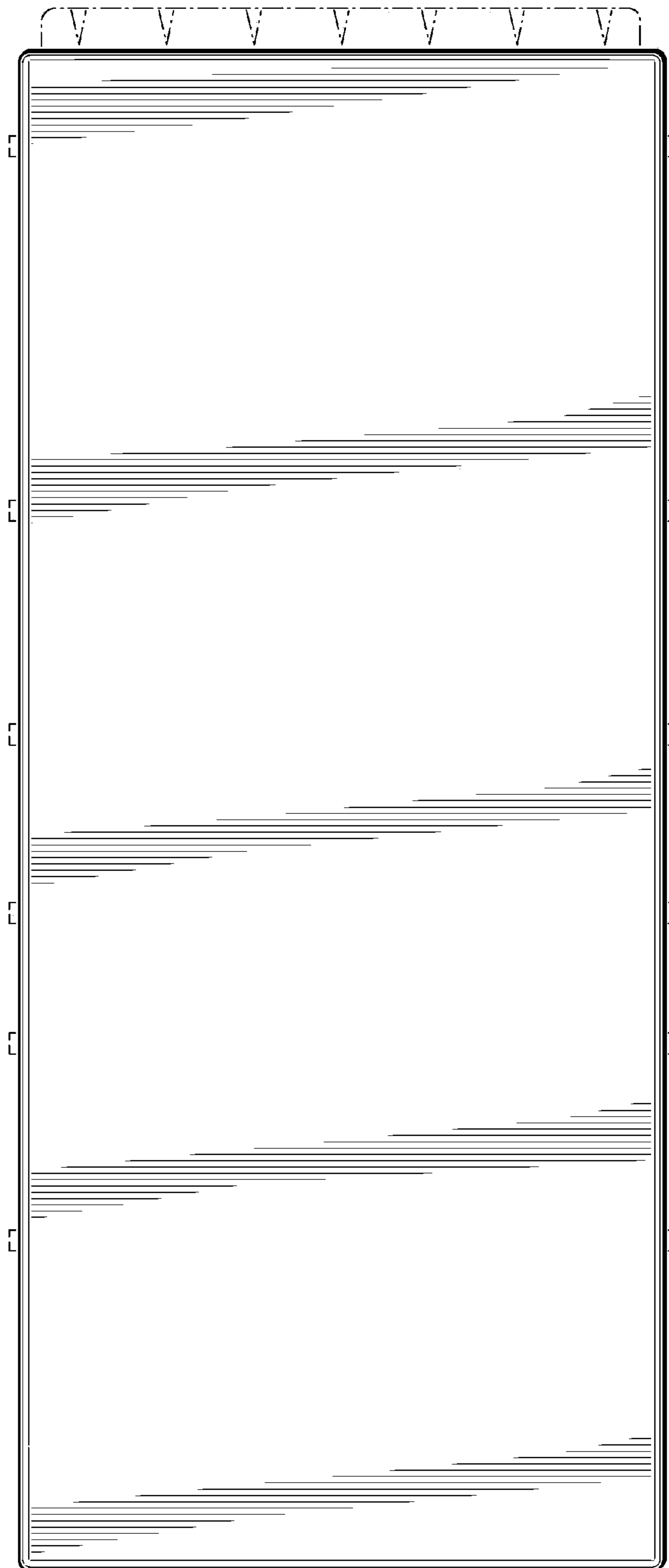


FIG. 17

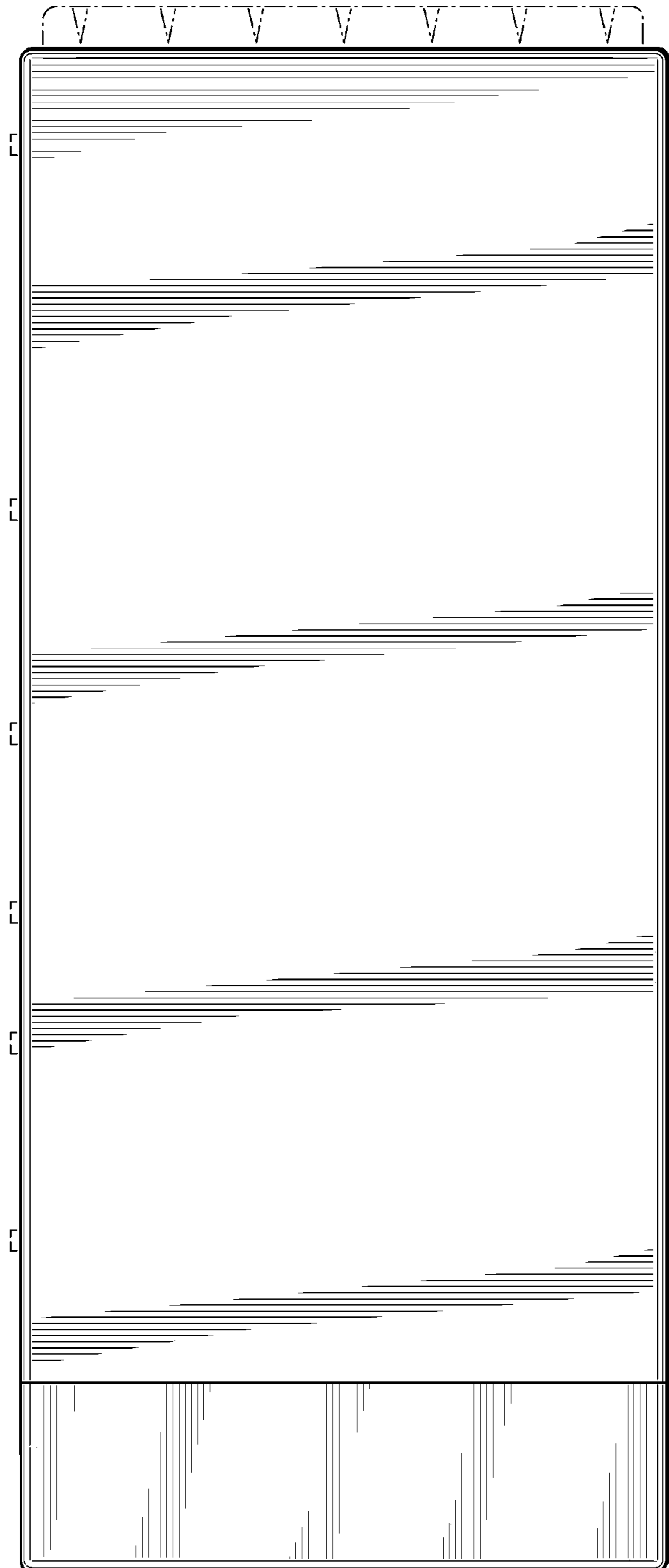


FIG. 18

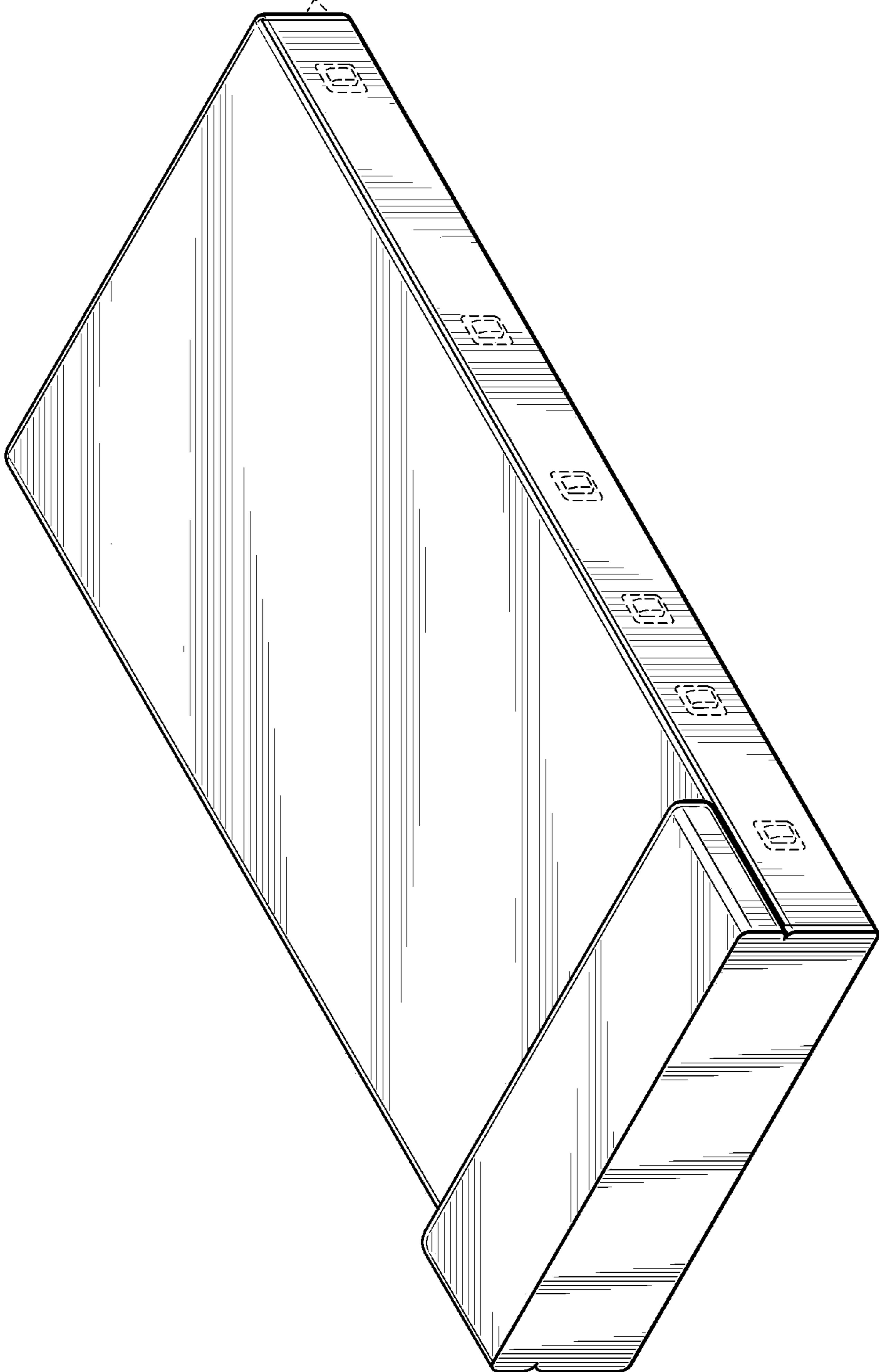


FIG. 19




FIG. 20

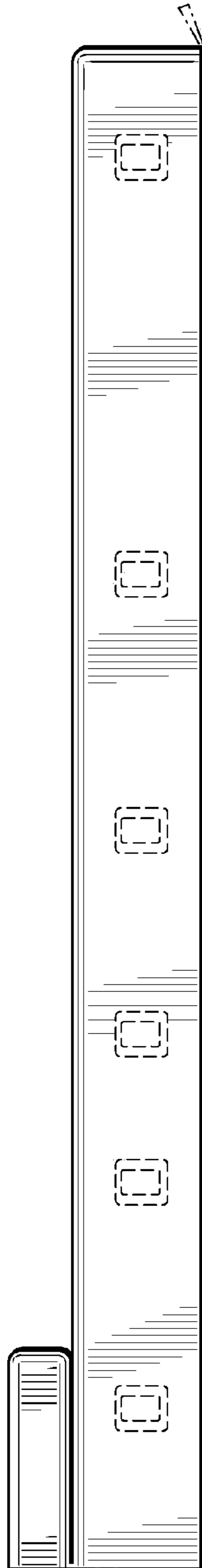


FIG. 21

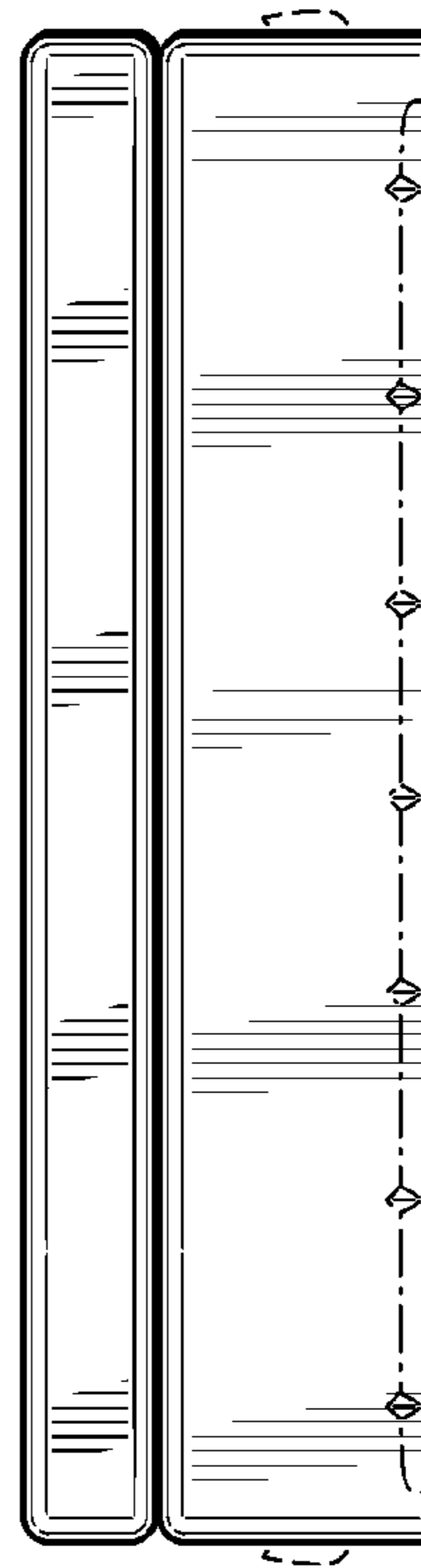


FIG. 22

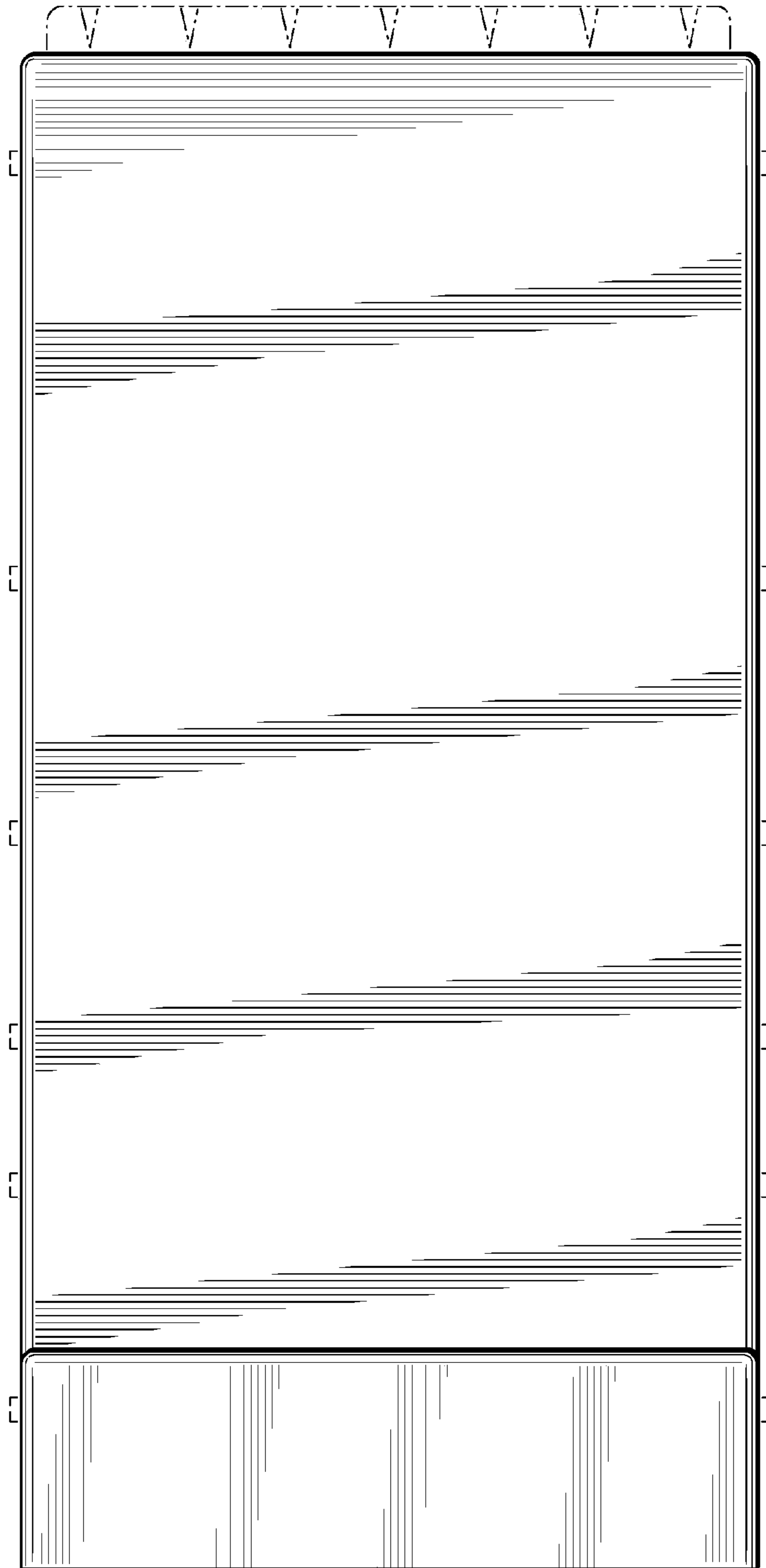


FIG. 23




FIG. 24