



US00D748534S

(12) **United States Design Patent**
Bischoff et al.

(10) **Patent No.:** **US D748,534 S**

(45) **Date of Patent:** **** Feb. 2, 2016**

(54) **MOTOR VEHICLE**

(56) **References Cited**

(71) Applicant: **VOLKSWAGEN**
AKTIENGESELLSCHAFT, Wolfsburg
(DE)

U.S. PATENT DOCUMENTS

(72) Inventors: **Klaus Bischoff**, Wolfsburg (DE); **Marc**
Lichte, Wolfsburg (DE); **Andreas**
Mindt, Wolfsburg (DE); **Philipp**
Römers, Wolfsburg (DE)

D620,840 S *	8/2010	Bischoff et al.	D12/91
D626,885 S *	11/2010	Bischoff et al.	D12/91
D637,943 S *	5/2011	Bischoff et al.	D12/92
D671,034 S *	11/2012	Bischoff et al.	D12/91
D671,035 S *	11/2012	Bischoff et al.	D12/91
D683,656 S *	6/2013	Bischoff et al.	D12/91
D690,231 S *	9/2013	Bischoff et al.	D12/91
D691,067 S *	10/2013	Bischoff et al.	D12/91
D691,068 S *	10/2013	Bischoff et al.	D12/92
D699,157 S *	2/2014	Bischoff et al.	D12/92
D701,145 S *	3/2014	Bischoff et al.	D12/91
D712,788 S *	9/2014	Bischoff et al.	D12/91
D714,689 S *	10/2014	Bischoff et al.	D12/92

(73) Assignee: **VOLKSWAGEN**
AKTIENGESELLSCHAFT, Wolfsburg
(DE)

* cited by examiner

(**) Term: **14 Years**

Primary Examiner — Melody N Brown

(21) Appl. No.: **29/490,599**

(74) *Attorney, Agent, or Firm* — Lucas & Mercanti, LLP;
Klaus P. Stoffel

(22) Filed: **May 12, 2014**

(57) **CLAIM**

The ornamental design for a motor vehicle, as shown and described.

(30) **Foreign Application Priority Data**

DESCRIPTION

Nov. 11, 2013 (WO) 773 960 601

(51) **LOC (10) Cl.** **12-08**


(52) **U.S. Cl.**
USPC **D12/92**

(58) **Field of Classification Search**
USPC D12/86, 90-92; D21/421, 433, 434;
296/181.1, 181.5
CPC B62D 35/00; B62D 25/00; B62D 25/06;
B62D 33/00

FIG. 1 is a front, right side perspective view of the motor vehicle of the present invention;
FIG. 2 is a front, left side perspective view thereof;
FIG. 3 is a rear, right side perspective view thereof;
FIG. 4 is a rear, left side perspective view thereof;
FIG. 5 is a right side view thereof;
FIG. 6 is a left side view thereof;
FIG. 7 is a front view thereof;
FIG. 8 is a rear view thereof;
FIG. 9 is a top view thereof; and,
FIG. 10 is a bottom view thereof.

See application file for complete search history.

1 Claim, 6 Drawing Sheets






Fig. 1




Fig. 2




Fig. 3




Fig. 4

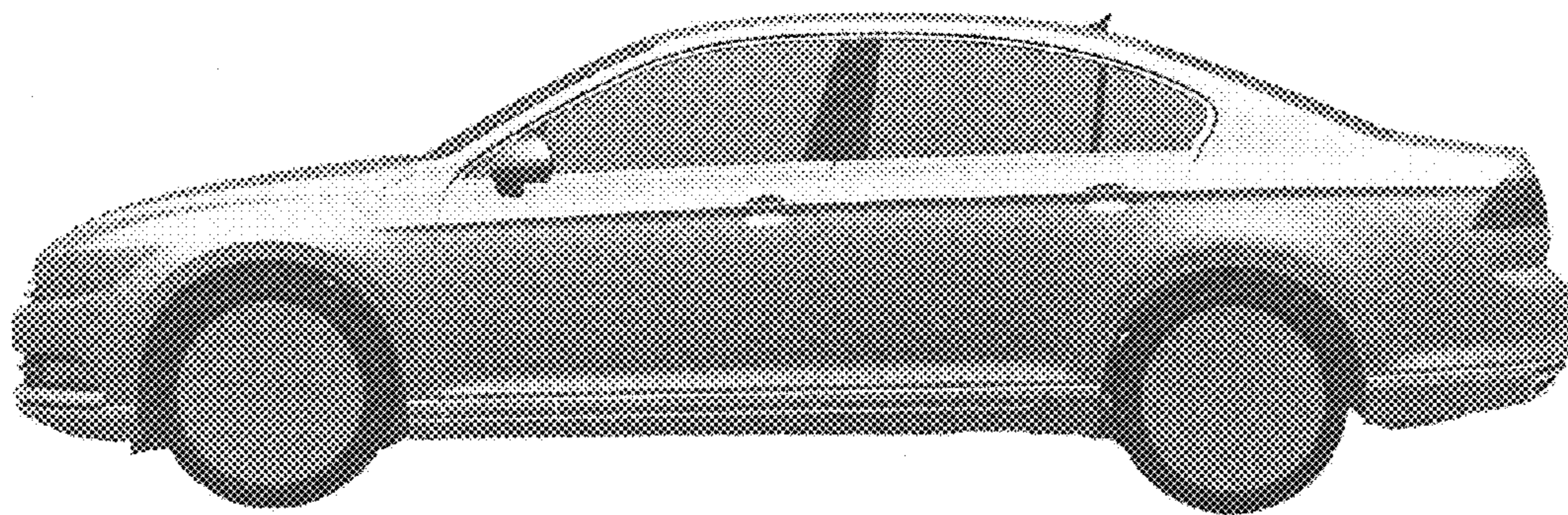


Fig. 5

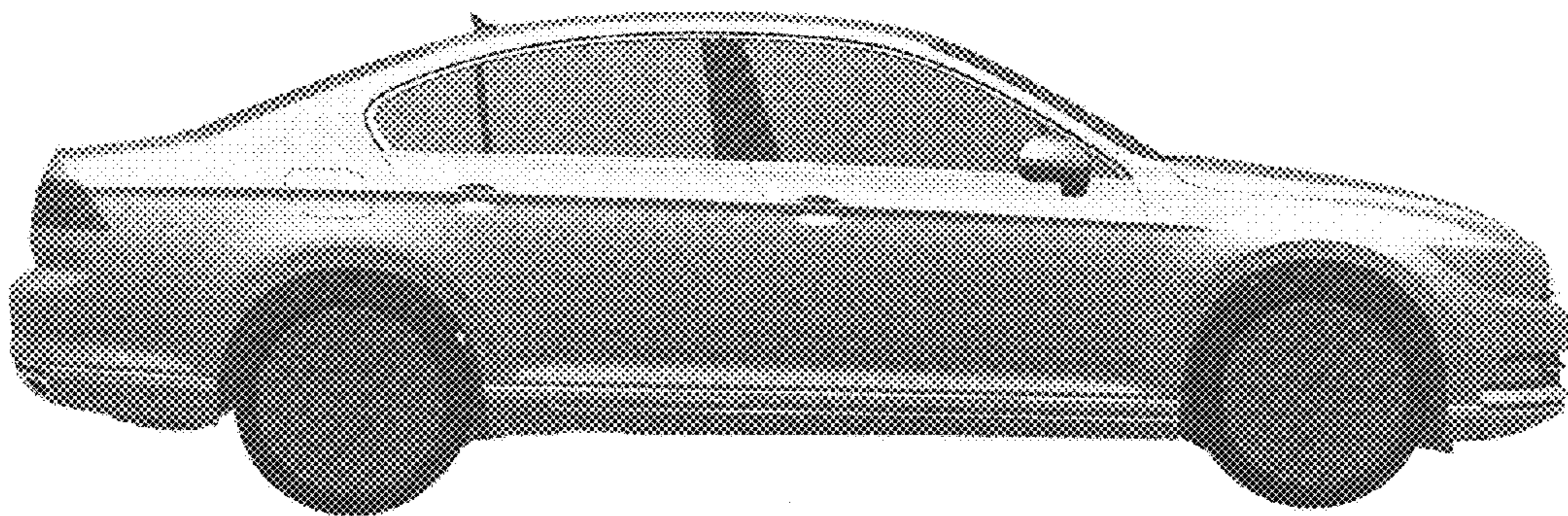


Fig. 6




Fig. 7




Fig. 8

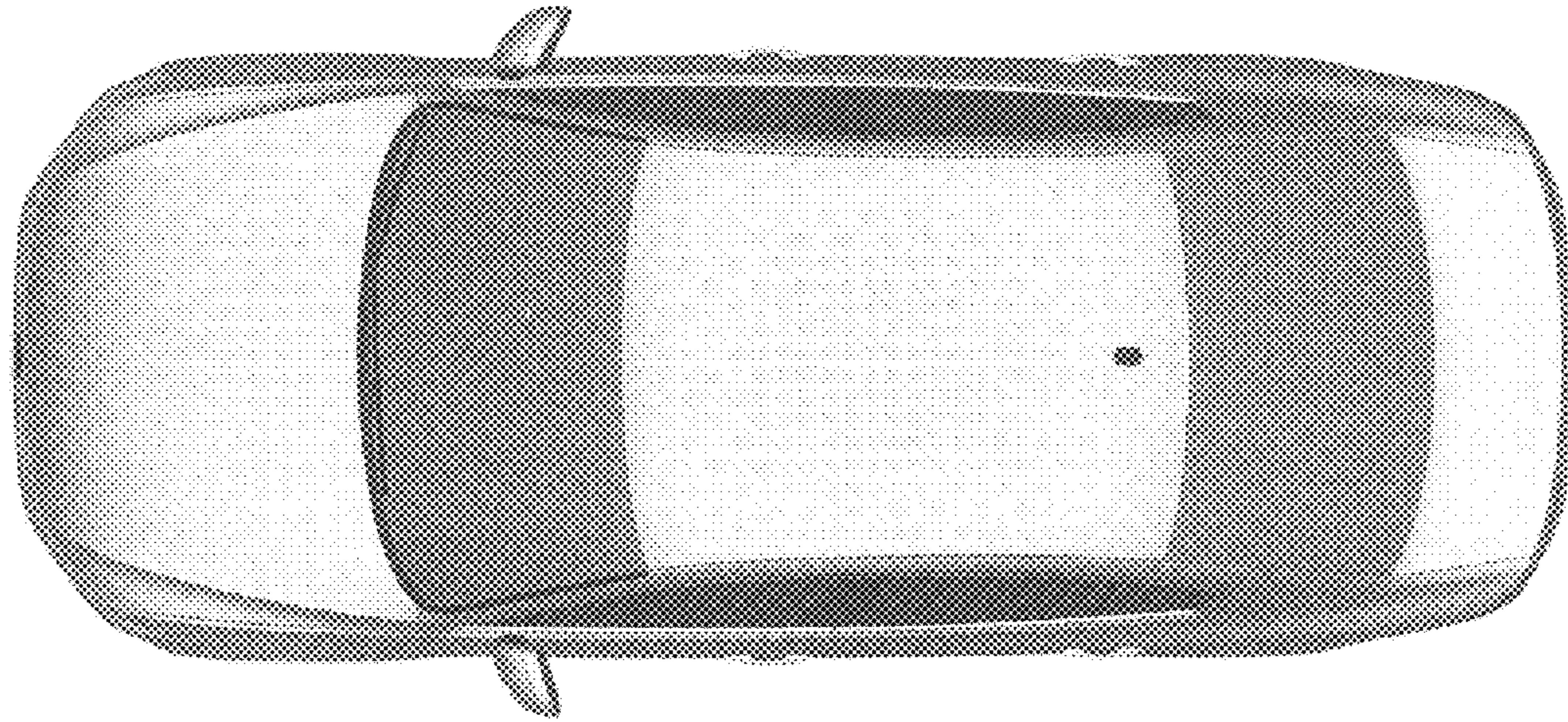


Fig. 9




Fig. 10