



US00D748485S

(12) **United States Design Patent**
Marret

(10) **Patent No.:** **US D748,485 S**

(45) **Date of Patent:** **** Feb. 2, 2016**

(54) **BOTTLE WITH CAP AND TRANSPARENT LOWER PORTION**

(56) **References Cited**

U.S. PATENT DOCUMENTS

(71) Applicant: **MON BENTO**, Clermont-Ferrand (FR)

| | | | |
|--------------|--------|--------------------------|--------|
| D475,929 S * | 6/2003 | Bakic | D9/560 |
| D573,892 S * | 7/2008 | Moretti | D9/560 |
| D573,893 S * | 7/2008 | Moretti | D9/560 |
| D586,661 S * | 2/2009 | Sherman | D9/560 |
| D611,350 S * | 3/2010 | Esparza | D9/522 |
| D664,440 S * | 7/2012 | Gonzalez Rodriguez | D9/544 |
| D665,263 S * | 8/2012 | Sanghavi | D9/522 |
| D682,705 S * | 5/2013 | Reynolds | D9/544 |
| D687,308 S * | 8/2013 | Lauret | D9/544 |
| D687,309 S * | 8/2013 | Lemaitre | D9/544 |
| D687,310 S * | 8/2013 | Lemaitre | D9/544 |
| D723,372 S * | 3/2015 | Lecetre | D9/516 |

(72) Inventor: **Fabien Marret**, Central (HK)

(73) Assignee: **MON BENTO**, Clermont-Ferrand (FR)

(**) Term: **14 Years**

(21) Appl. No.: **29/473,943**

(22) Filed: **Nov. 27, 2013**

(30) **Foreign Application Priority Data**

May 30, 2013 (EM) 002247049

(51) **LOC (10) Cl.** **09-01**

(52) **U.S. Cl.**
USPC **D9/529**

(58) **Field of Classification Search**

USPC D9/522, 523, 683, 687, 693, 694, 516,
D9/520, 541-543, 563-574, 575, 560, 529,
D9/539; 215/381-385, 370, 371, 396, 398;
220/662, 660

CPC B65D 1/0223; B65D 2501/0081

See application file for complete search history.

* cited by examiner

Primary Examiner — Cynthia Ramirez

Assistant Examiner — Gino Colan

(74) *Attorney, Agent, or Firm* — Stephen J. Weyer, Esq.;
Stites & Harbison, PLLC.

(57) **CLAIM**

The ornamental design for a bottle with cap and transparent lower portion, as shown and described.

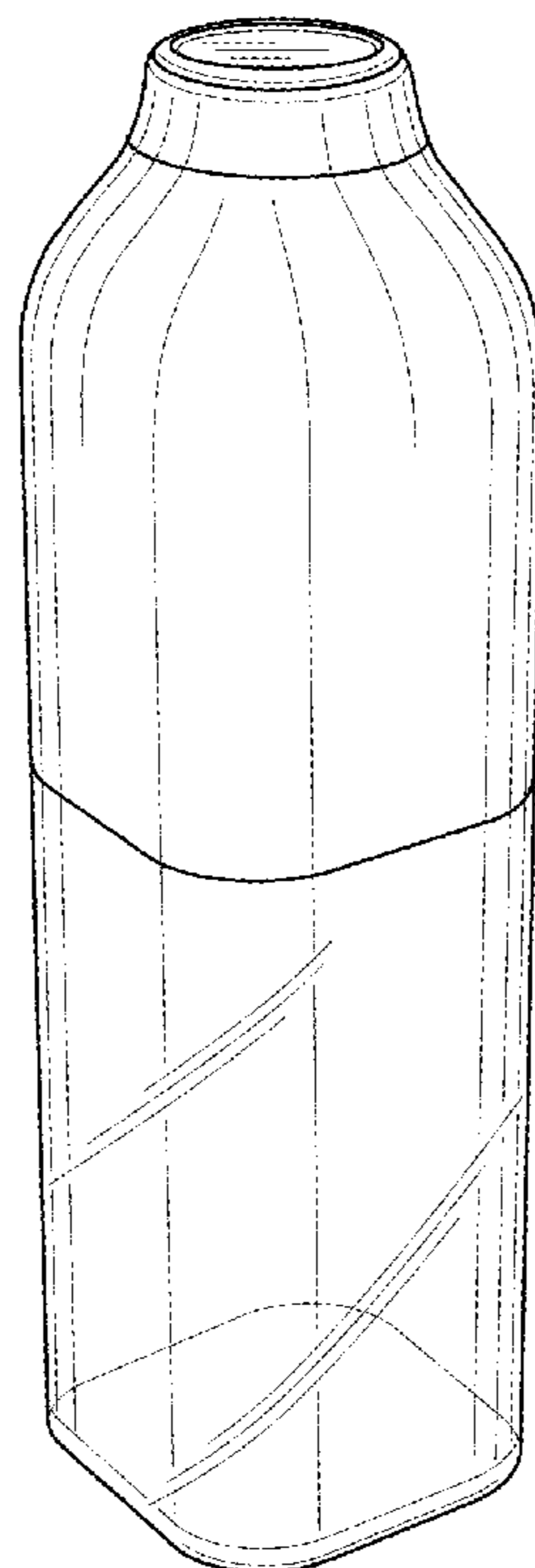
DESCRIPTION

FIG. 1 is a front, top and right side perspective view of a bottle with cap and transparent lower portion showing the new design.

FIG. 2 is a front view thereof, the back, right side and left views being a mirror image thereof; and,

FIG. 3 is a top view thereof.

1 Claim, 2 Drawing Sheets



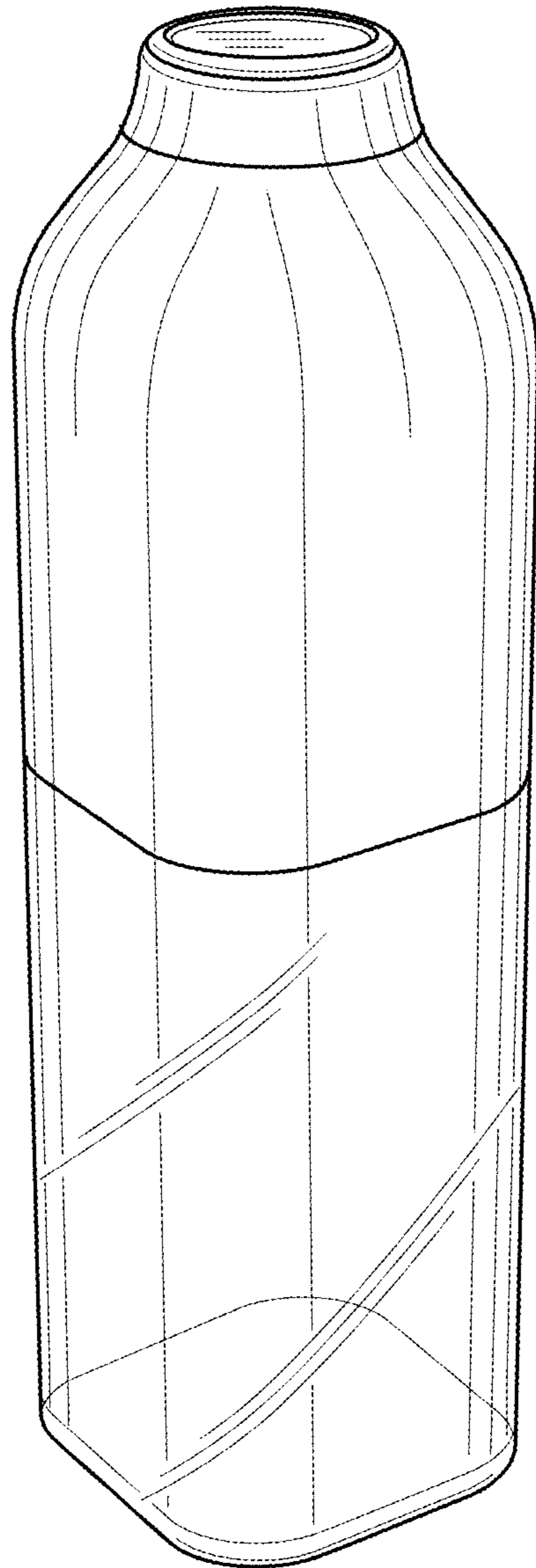


FIG. 1

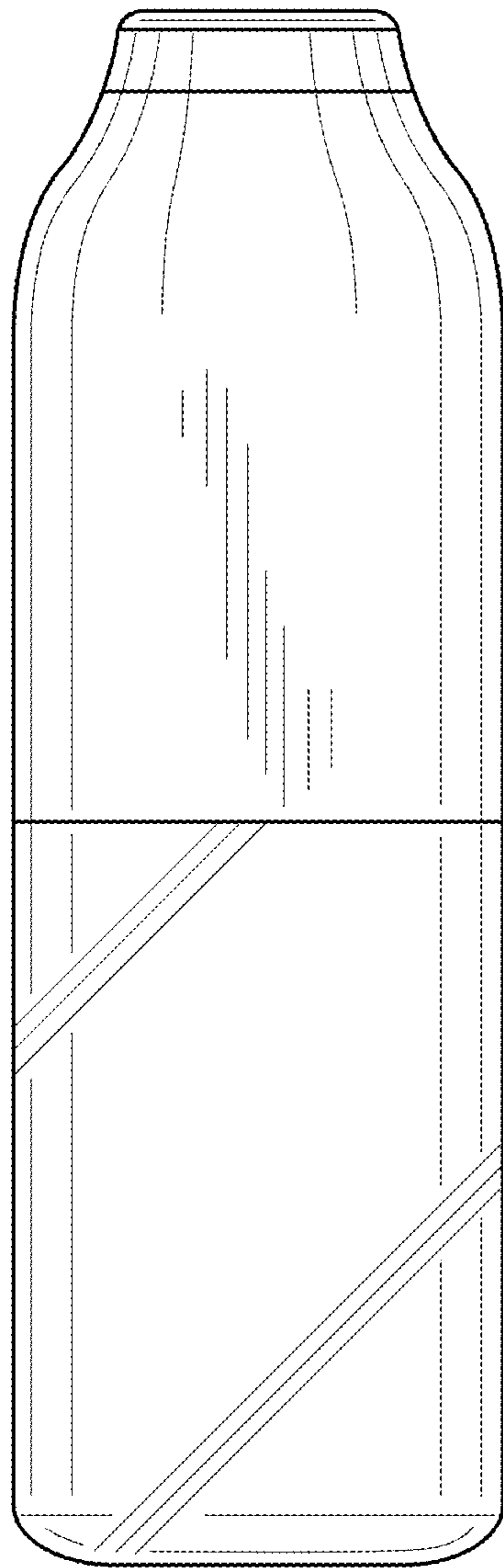


FIG. 2

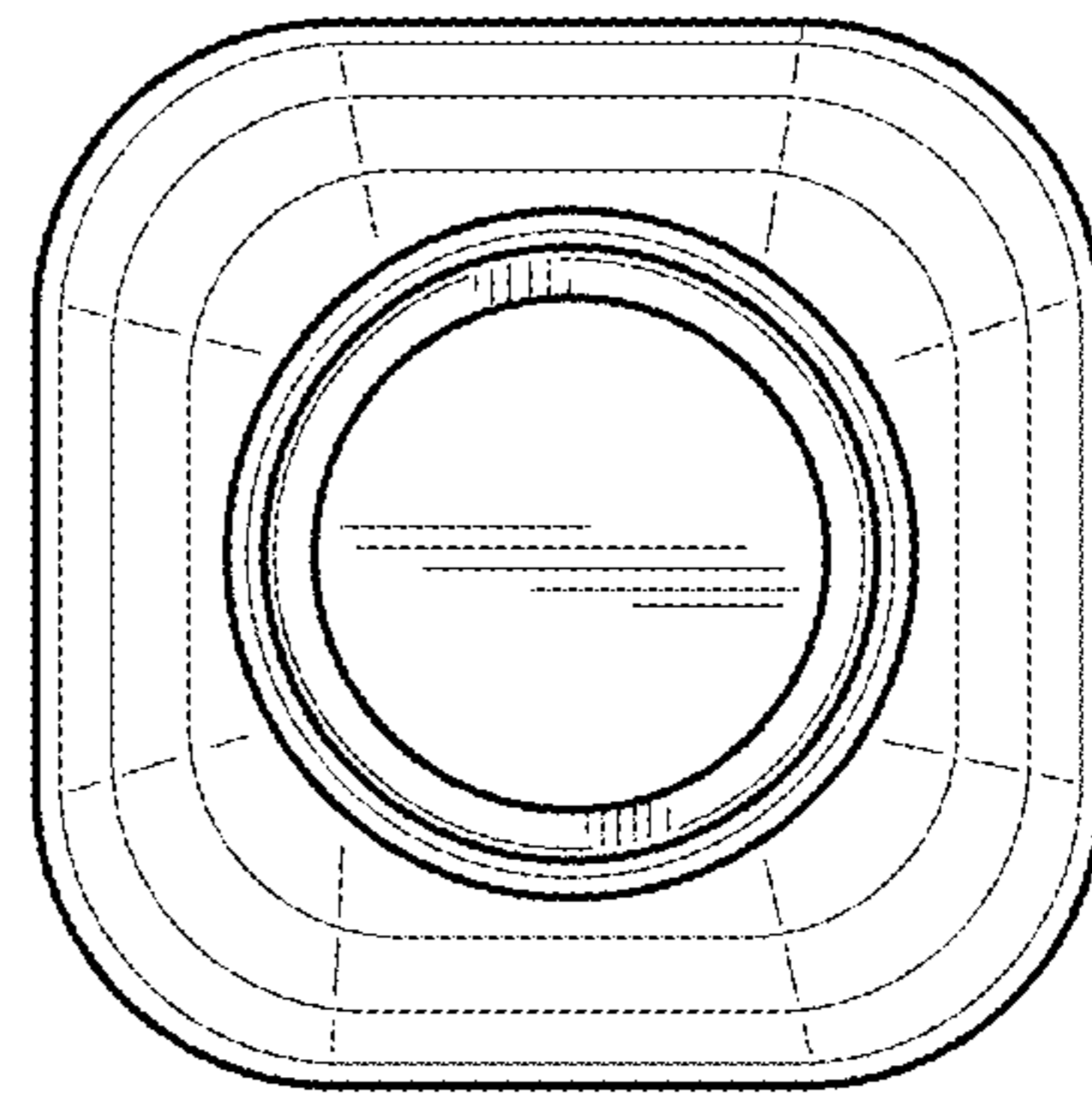


FIG. 3