



US00D748483S

(12) **United States Design Patent**
Snyder

(10) **Patent No.:** **US D748,483 S**

(45) **Date of Patent:** **** Feb. 2, 2016**

(54) **BOTTLE**

(71) Applicant: **TricorBraun Inc.**, St. Louis, MO (US)

(72) Inventor: **David A. Snyder**, West Chicago, IL (US)

(73) Assignee: **TricorBraun Inc.**, St. Louis, MO (US)

(**) Term: **14 Years**

(21) Appl. No.: **29/461,542**

(22) Filed: **Jul. 24, 2013**

(51) **LOC (10) Cl.** **09-01**

(52) **U.S. Cl.**

USPC **D9/522**; D9/523; D9/565; D9/572

(58) **Field of Classification Search**

USPC D9/516, 522-523, 529-530, 537-546,
D9/549, 552, 565, 575, 682, 686,
D9/692-694; 215/379, 381-382, 384;
220/660, 662, 669

See application file for complete search history.

(56) **References Cited**

U.S. PATENT DOCUMENTS

D201,214 S *	5/1965	St. Clair	D9/523
D321,131 S *	10/1991	Wiseman	D9/565 X
D321,321 S *	11/1991	Wilgus	D9/523
D325,525 S *	4/1992	Aliano	D9/544
D340,868 S *	11/1993	Gormley	D9/522
D414,114 S *	9/1999	Mangold	D9/522
D449,534 S *	10/2001	LeCoule	D9/516
D565,424 S *	4/2008	Moriya	D9/682
D575,159 S *	8/2008	Volberg	D9/575 X
D592,967 S *	5/2009	Melrose	D9/571 X
D610,911 S *	3/2010	Kim	D9/575 X
D611,355 S *	3/2010	Kim	D9/552 X

D619,465 S *	7/2010	Snyder	D9/565 X
D623,527 S *	9/2010	Wykoff	D9/522
D626,843 S *	11/2010	Oates	D9/516
D626,858 S *	11/2010	Oates	D9/693 X
D653,952 S *	2/2012	Snyder	D9/572 X
D655,172 S *	3/2012	Brooks	D9/549 X
D673,856 S *	1/2013	Snyder	D9/572 X
D684,863 S *	6/2013	Snyder	D9/530 X
D699,117 S *	2/2014	Snyder	D9/529 X
D713,728 S *	9/2014	Brewer	D9/565 X
D716,663 S *	11/2014	Brewer	D9/571 X
D721,970 S *	2/2015	Snyder	D9/530 X
D732,962 S *	6/2015	Hawry	D9/523
2013/0300037 A1 *	11/2013	Desoto-Burt	B65D 1/02 215/40 X

* cited by examiner

Primary Examiner — Carol P Rademaker

(74) *Attorney, Agent, or Firm* — Husch Blackwell LLP

(57) **CLAIM**

I claim the ornamental design for a bottle, as shown and described.

DESCRIPTION

FIG. 1 is a top, front, and right side perspective view of a bottle showing my new design;

FIG. 2 is a right side elevational view thereof;

FIG. 3 is a left side elevational view thereof;

FIG. 4 is a front elevational view thereof;

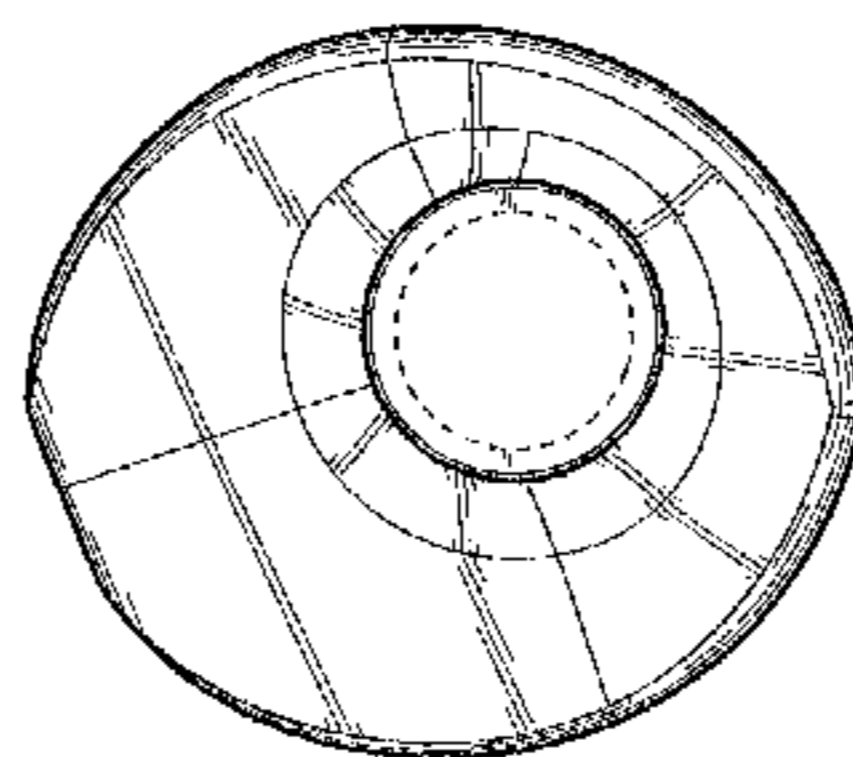
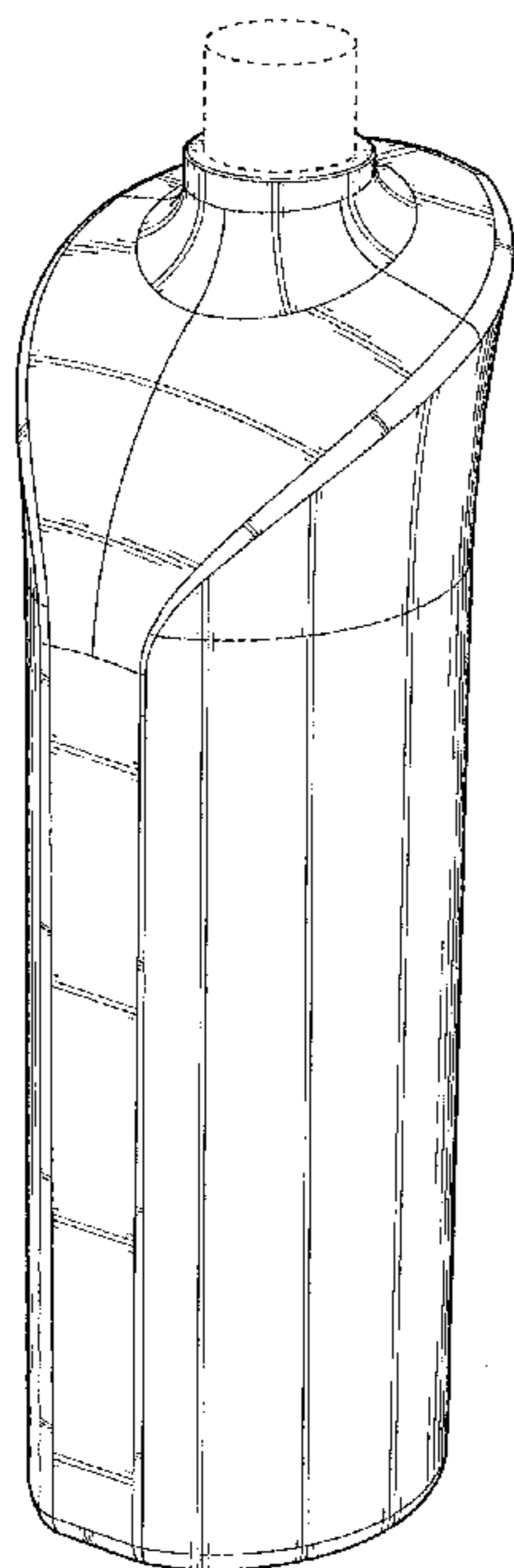
FIG. 5 is a back elevational view thereof; and

FIG. 6 is a top plan view thereof; and,

FIG. 7 is a bottom plan view thereof.

The broken lines shown in the drawing views are for the purpose of illustrating portions of the bottle that form no part of the claimed design.

1 Claim, 6 Drawing Sheets



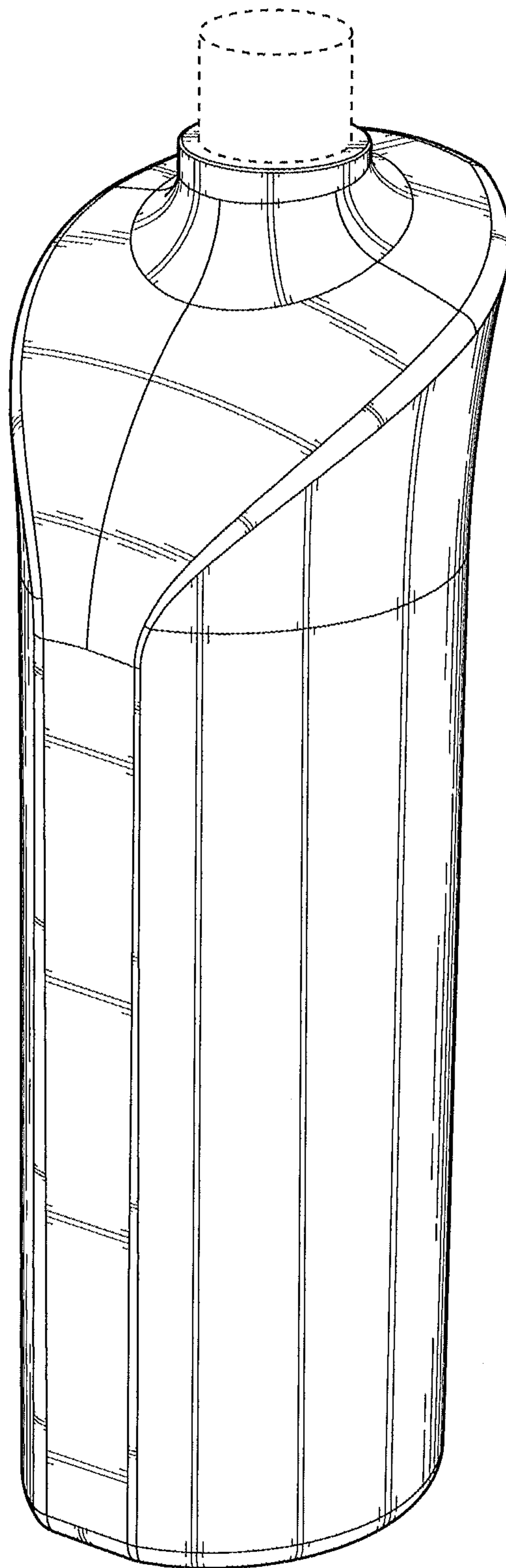


FIG. 1

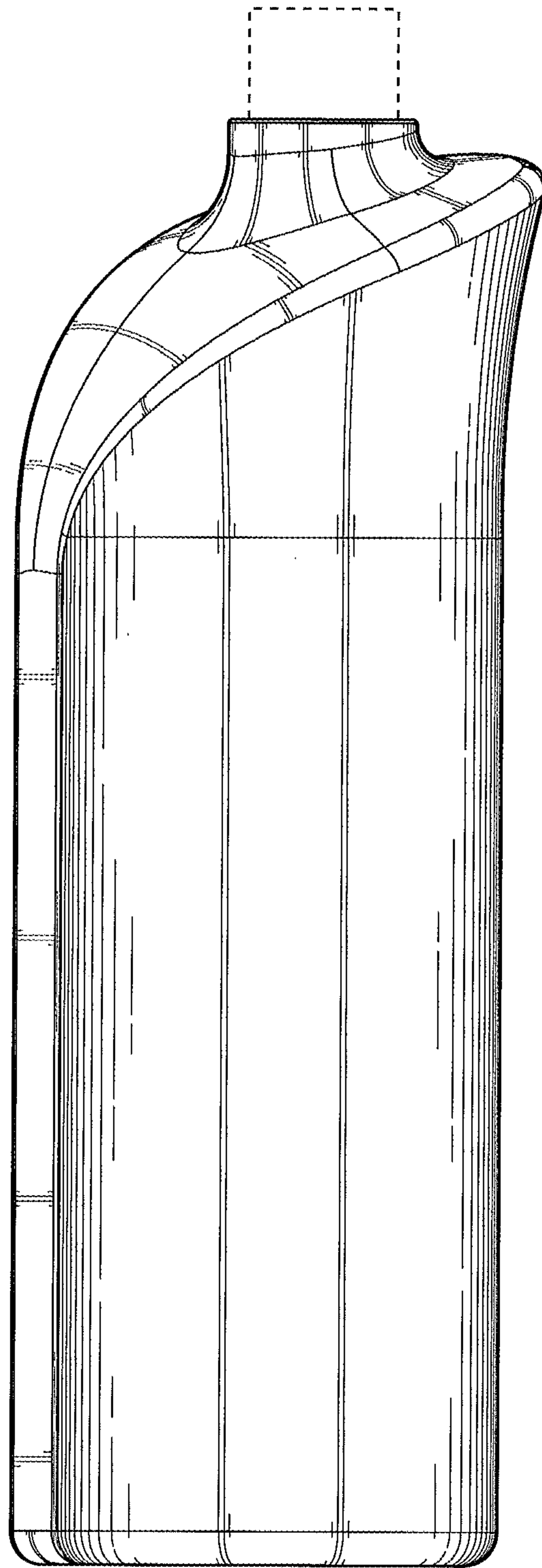


FIG. 2

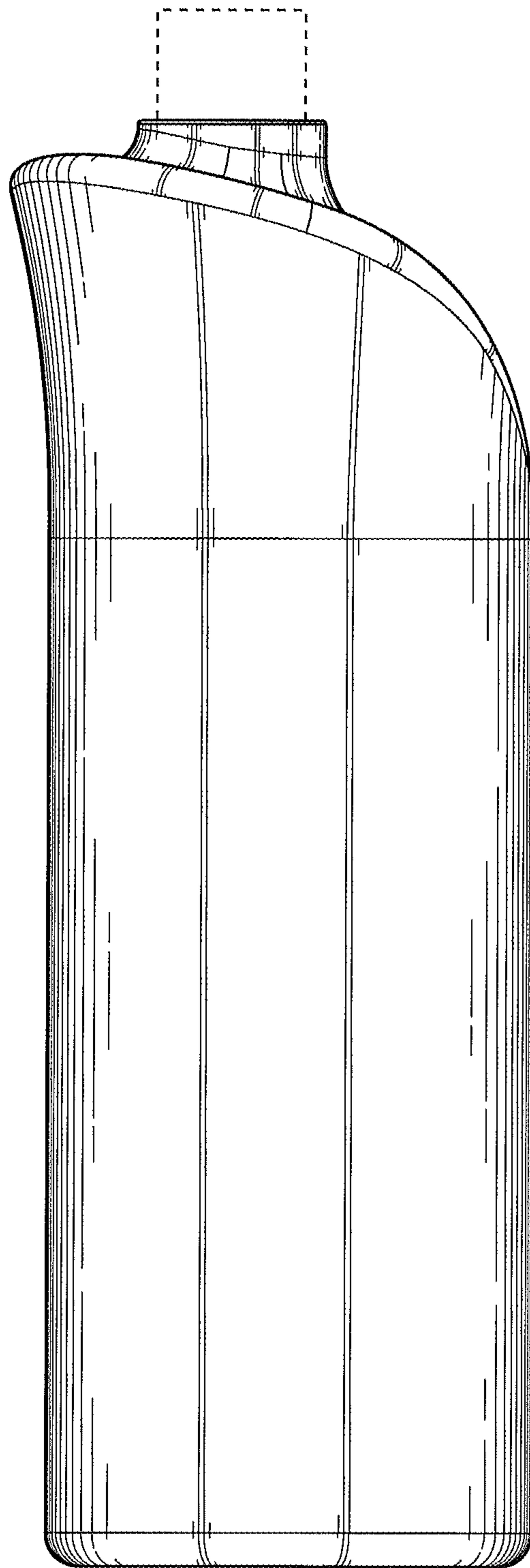


FIG. 3

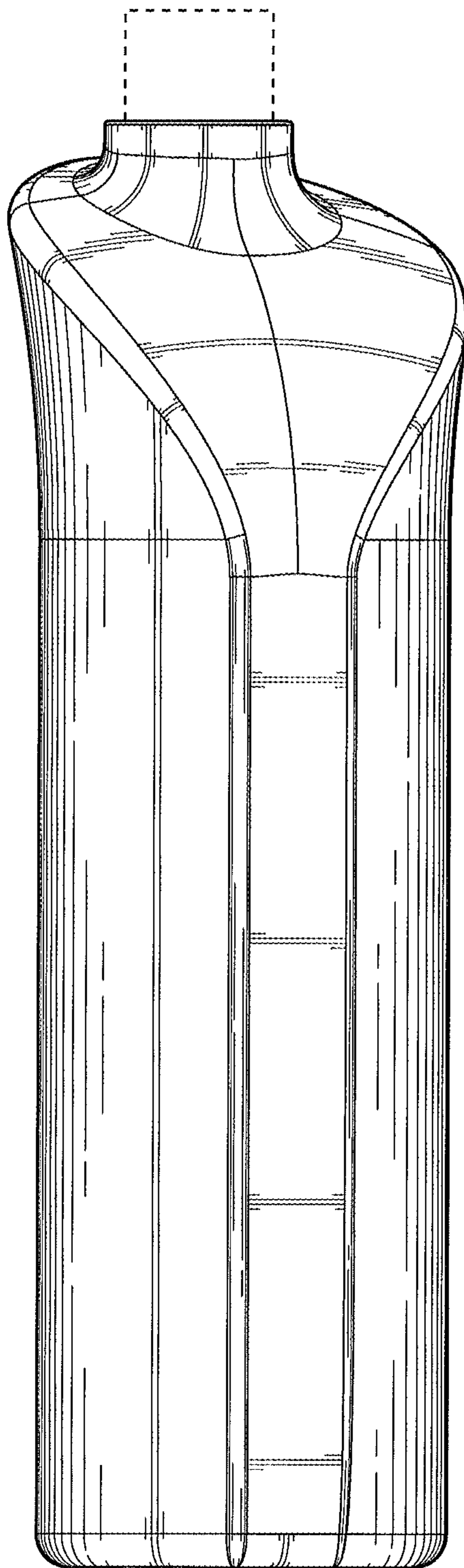


FIG. 4

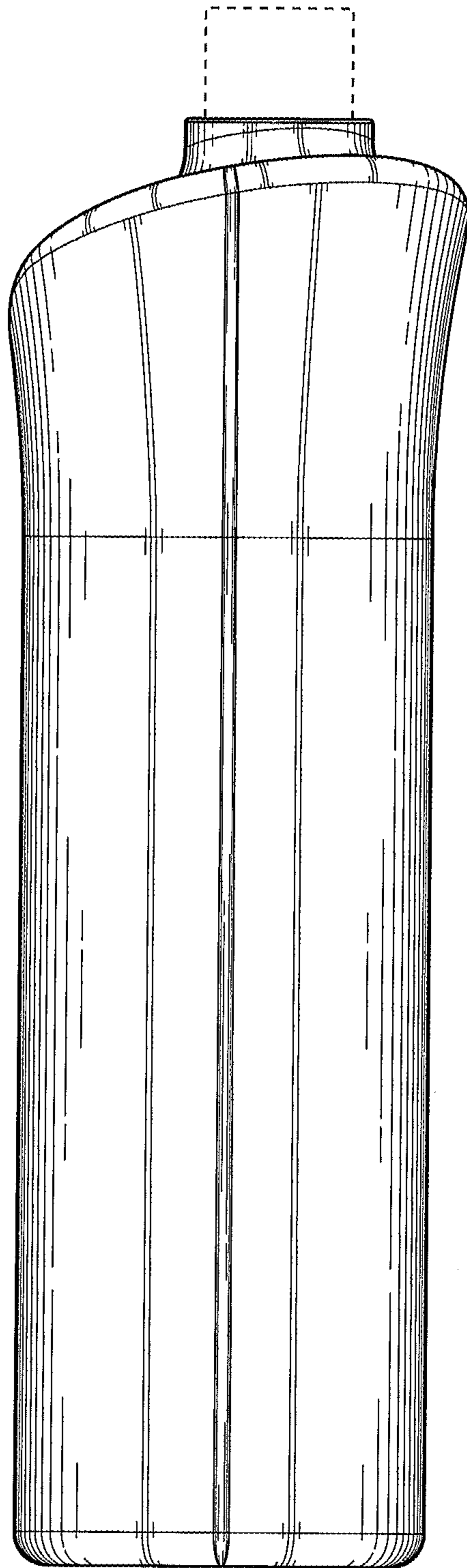


FIG. 5

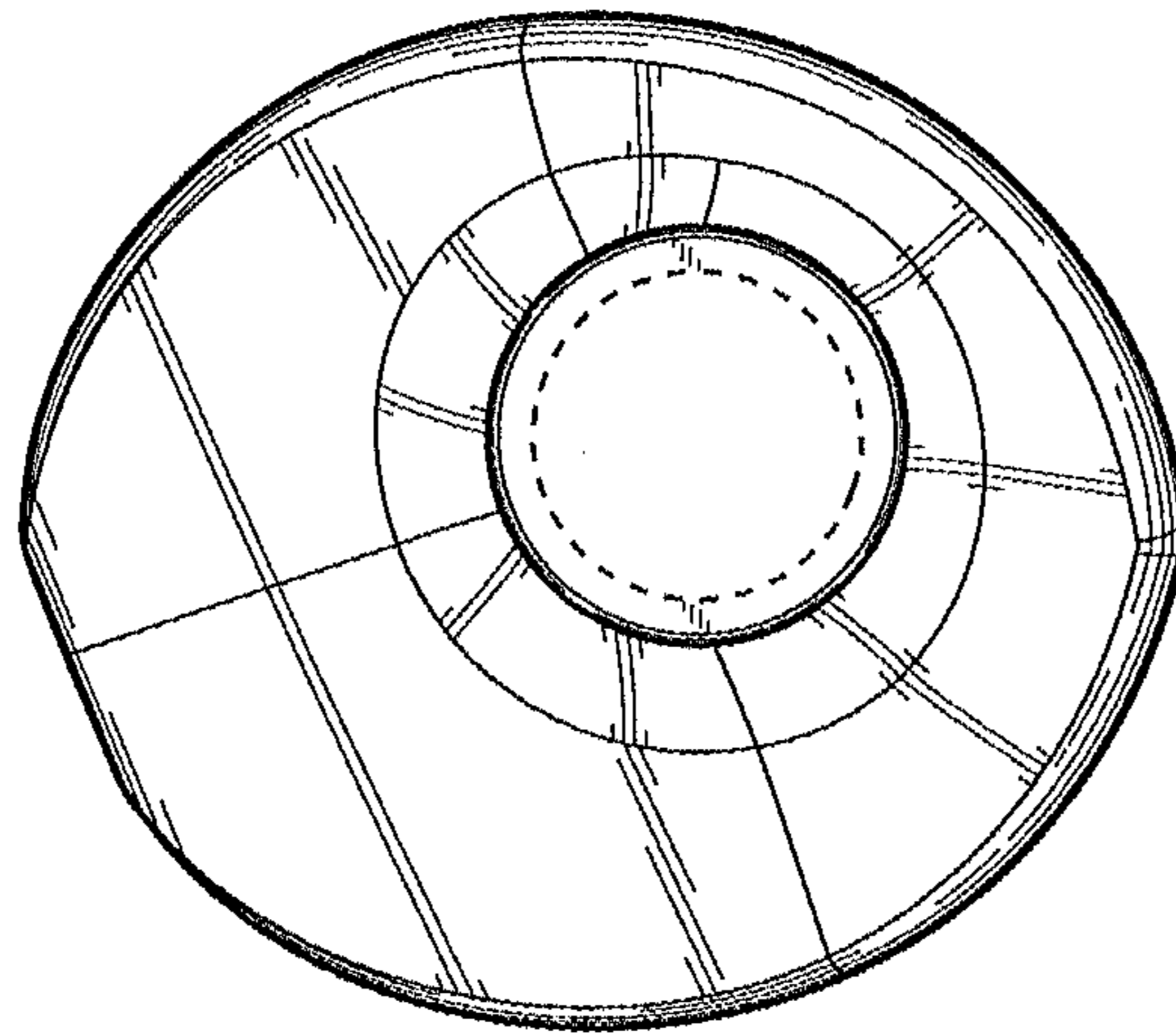


FIG. 6

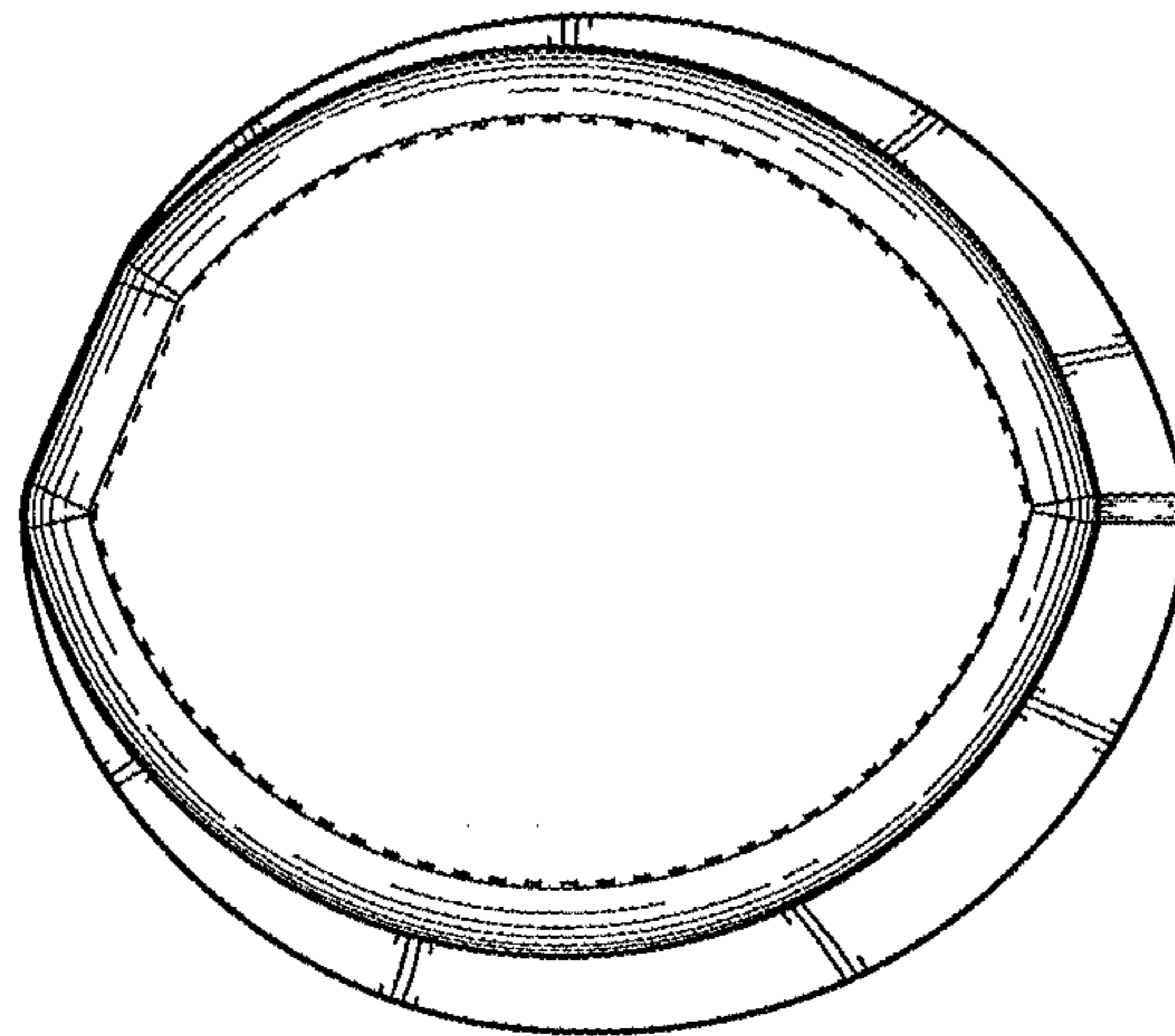


FIG. 7