



US00D748477S

(12) **United States Design Patent**  
**Herbst et al.**

(10) **Patent No.:** **US D748,477 S**  
(45) **Date of Patent:** **\*\* Feb. 2, 2016**

(54) **CAP WITH SPRAYER AND SPOUT COVER**

(71) Applicant: **O2COOL, LLC**, Chicago, IL (US)

(72) Inventors: **Scot Herbst**, Santa Cruz, CA (US); **Eric F. Junkel**, Mount Prospect, IL (US); **Mike Ksiazek**, Burr Ridge, IL (US); **Qiang Zeng**, Shenzhen (CN)

(73) Assignee: **O2Cool, LLC**, Chicago, IL (US)

(\*\*) Term: **14 Years**

(21) Appl. No.: **29/502,044**

(22) Filed: **Sep. 11, 2014**

(51) **LOC (10) Cl.** ..... **09-07**

(52) **U.S. Cl.**  
USPC ..... **D9/448; D7/396.2; D7/392.1**

(58) **Field of Classification Search**

USPC ..... D7/507-511, 523, 532, 533, 534, 536,  
D7/591, 589, 590, 608, 391, 392, 392.1,  
D7/396.1, 396.2, 900, 387, 213, 531, 300,  
D7/300.1, 313; D9/695, 696, 697, 700,  
D9/701, 711, 712, 715, 718, 719, 726, 727,  
D9/776, 501, 505, 504, 503, 537, 535, 563,  
D9/547, 544, 905, 569, 516, 442, 440, 685,  
D9/448, 449, 435, 436; D28/9, 75, 76, 88;  
D27/172, 173, 183, 186; 206/270, 259,  
206/265, 121, 499, 212; D24/224; 220/703,  
220/711, 254.3, 254.7, 669; 215/235, 306;  
D23/213, 226  
CPC .. A45F 3/16; A47G 19/2266; A47G 19/2272;  
G01K 1/083; B65D 51/26; B65D 85/12;  
B65D 23/065; B65D 1/265; B65D 55/16;  
B65D 47/066; A24F 25/02; A45D 33/00;  
G01F 9/00

See application file for complete search history.

(56) **References Cited**

U.S. PATENT DOCUMENTS

D324,997	S	*	3/1992	Jones	.....	D28/82
D438,799	S	*	3/2001	Anderson	.....	D9/449
6,494,349	B1	*	12/2002	Thompson	.....	B65D 83/206 222/310
6,557,728	B1	*	5/2003	Anderson	.....	B65D 51/248 222/39
D533,063	S	*	12/2006	Lee	.....	D9/449
D537,721	S	*	3/2007	Kertels	.....	D9/449
D538,650	S	*	3/2007	Paas	.....	D9/448
D571,147	S	*	6/2008	Rohe	.....	D7/392.1
D577,287	S	*	9/2008	Haltom, III	.....	D9/436
D579,772	S	*	11/2008	Williams	.....	D9/446
D581,801	S	*	12/2008	Williams	.....	D9/446
D587,581	S	*	3/2009	DeMarco	.....	D9/454
D606,862	S	*	12/2009	Mora-Hernandez	.....	D9/449
D607,726	S	*	1/2010	Wisniewski	.....	D9/449
D639,660	S	*	6/2011	Carreno	.....	D9/449
D668,149	S	*	10/2012	Bessinger	.....	D9/436
D700,515	S	*	3/2014	Herbst	.....	D9/448
8,833,586	B2	*	9/2014	Meyers	.....	B65D 47/089 215/395

(Continued)

*Primary Examiner* — Marianne Pandozzi

*Assistant Examiner* — Jae Liang

(74) *Attorney, Agent, or Firm* — Thompson Coburn LLP

(57) **CLAIM**

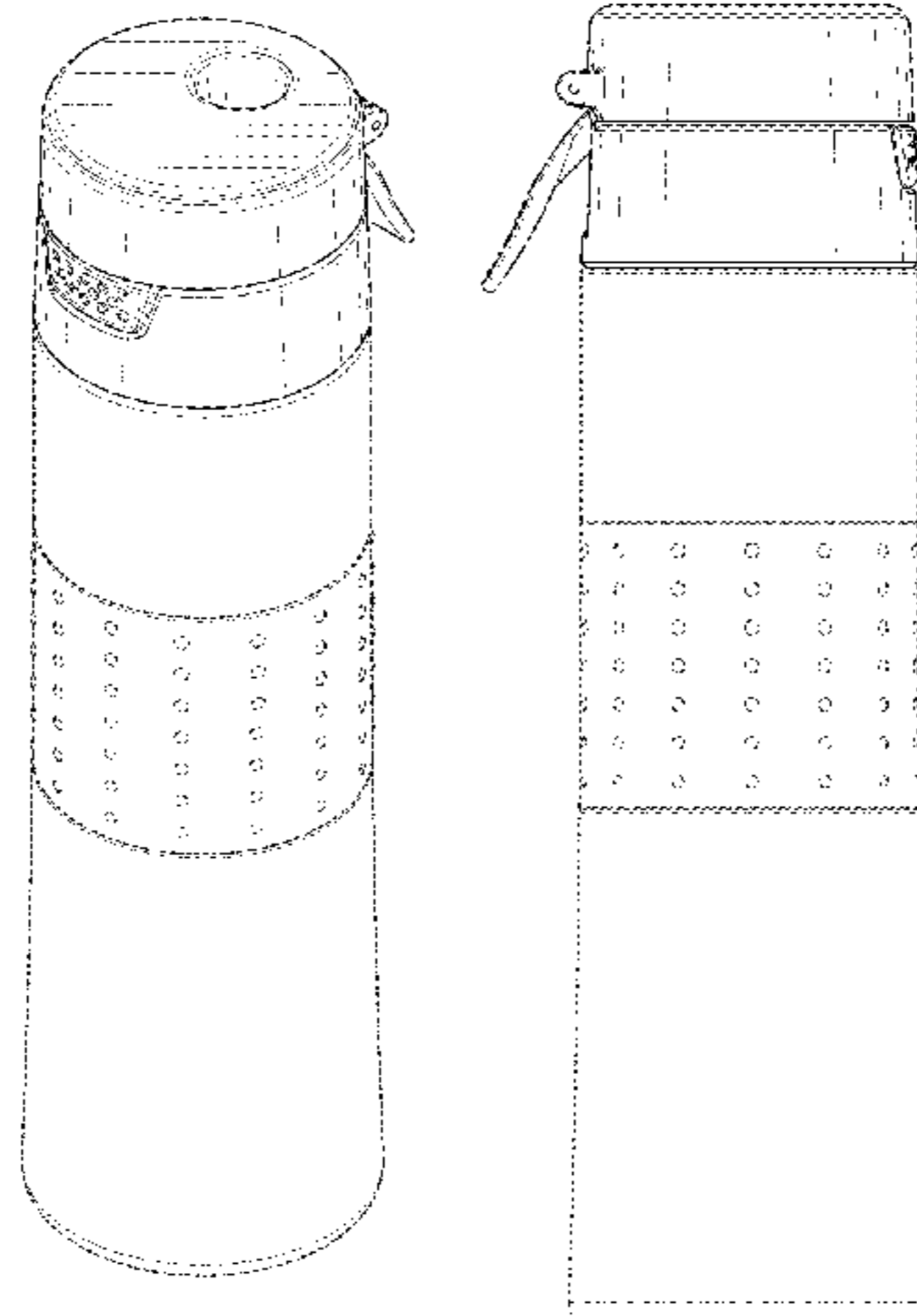
The ornamental design for a cap with sprayer and spout cover, as shown and described.

**DESCRIPTION**

FIG. 1 is a top perspective view of a cap with sprayer and spout cover showing our new design;  
FIG. 2 is a bottom perspective view thereof;  
FIG. 3 is a rear view thereof;  
FIG. 4 is a front view thereof;  
FIG. 5 is a right side view thereof;  
FIG. 6 is a left side view thereof;  
FIG. 7 is a top plan view thereof; and,  
FIG. 8 is a bottom view thereof.

The broken lines shown in the drawings are directed to environment and are for illustrative purposes only; the broken lines form no part of the claimed design.

**1 Claim, 7 Drawing Sheets**



# US D748,477 S

Page 2

---

(56)

## References Cited

### U.S. PATENT DOCUMENTS

D717,169 S *	11/2014	Blackburn	.....	D9/449	
D729,585 S *	5/2015	Boroski	.....	D7/511	* cited by examiner
D731,244 S *	6/2015	Kohl	.....	D7/510	
D734,151 S *	7/2015	Herbst	.....	D9/448	
2010/0219211 A1*	9/2010	Smith	.....	B65D 83/753 222/402.15	

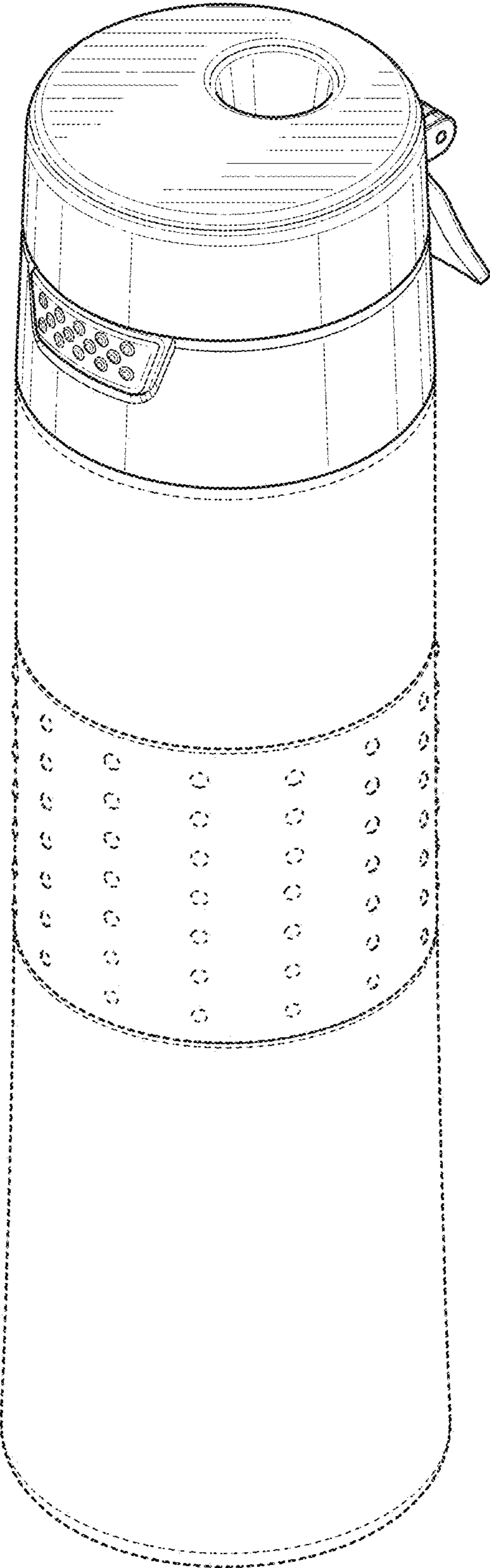


FIG. 1

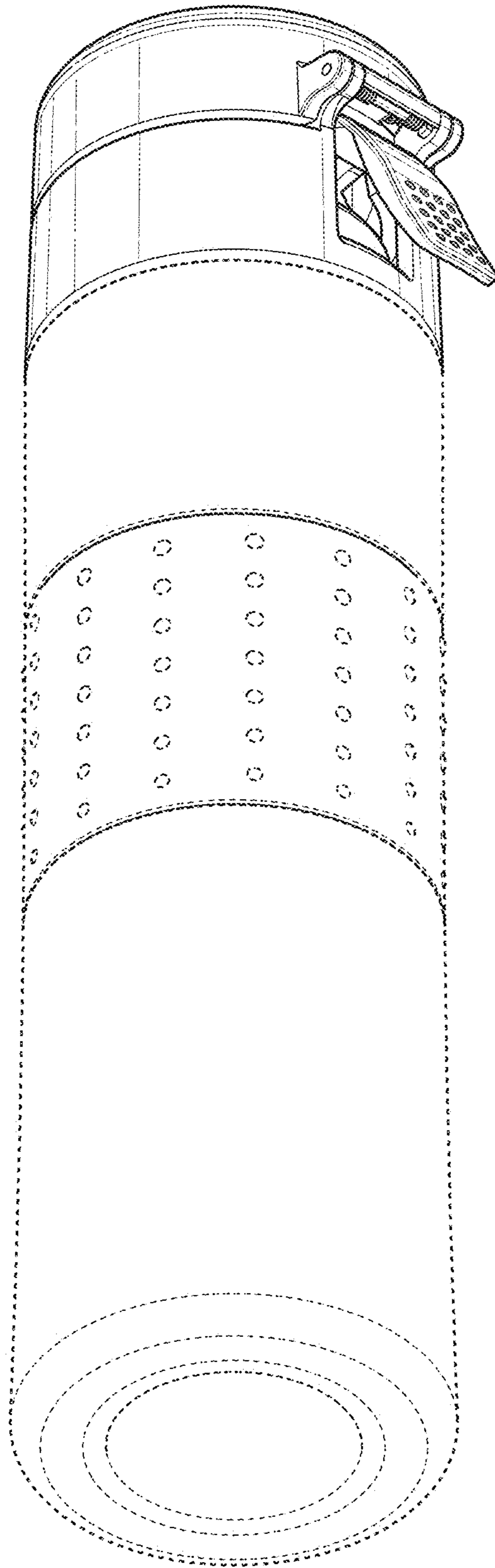


FIG. 2

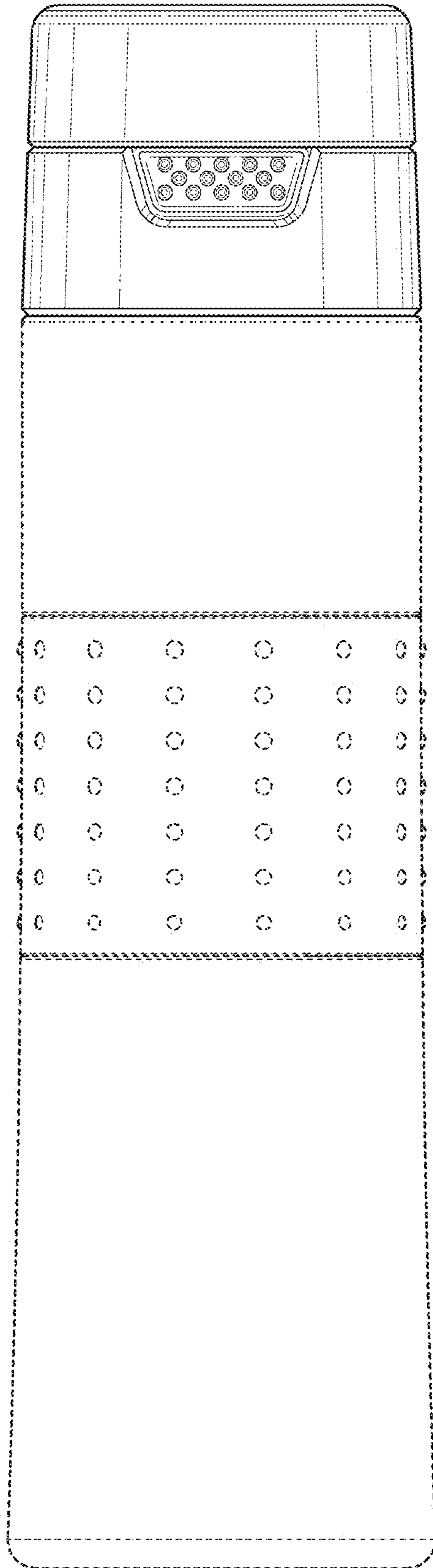


FIG. 3






FIG. 4

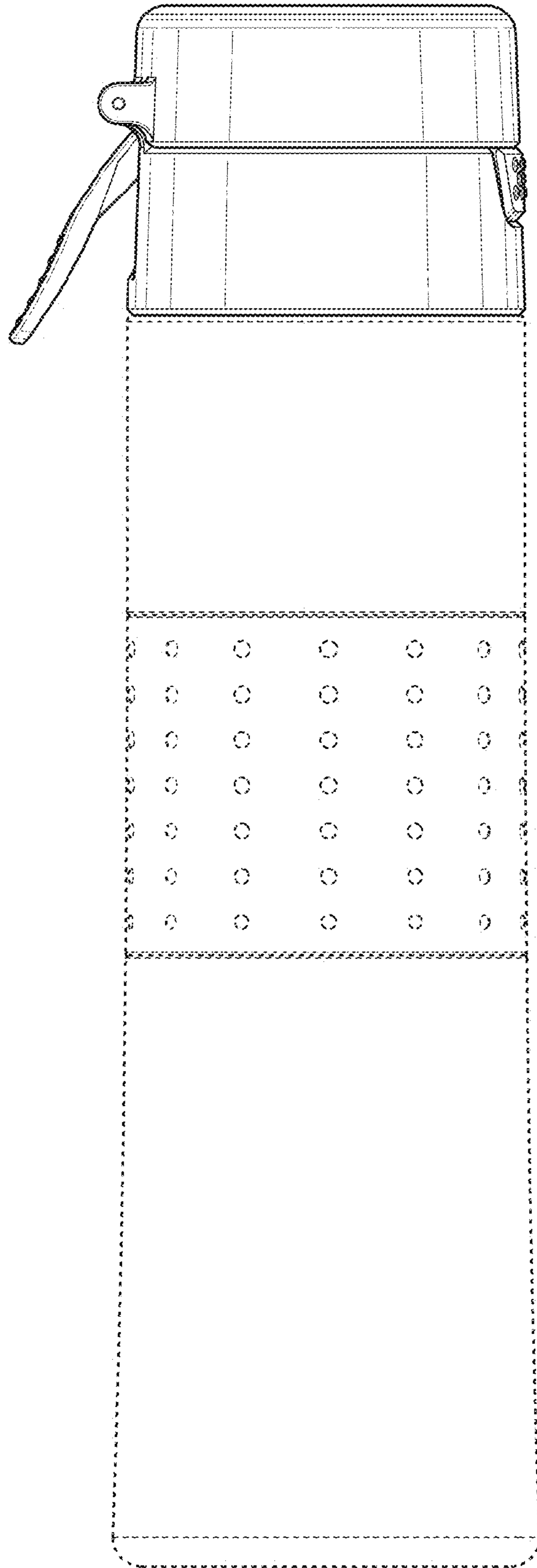


FIG. 5

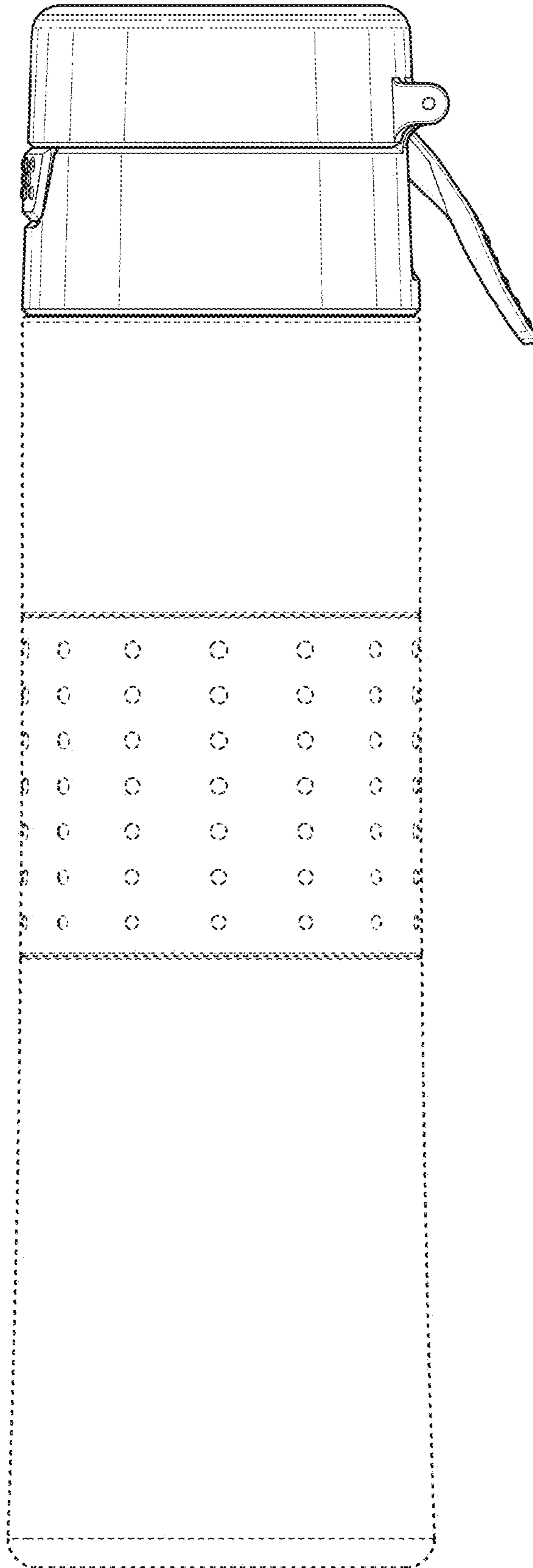
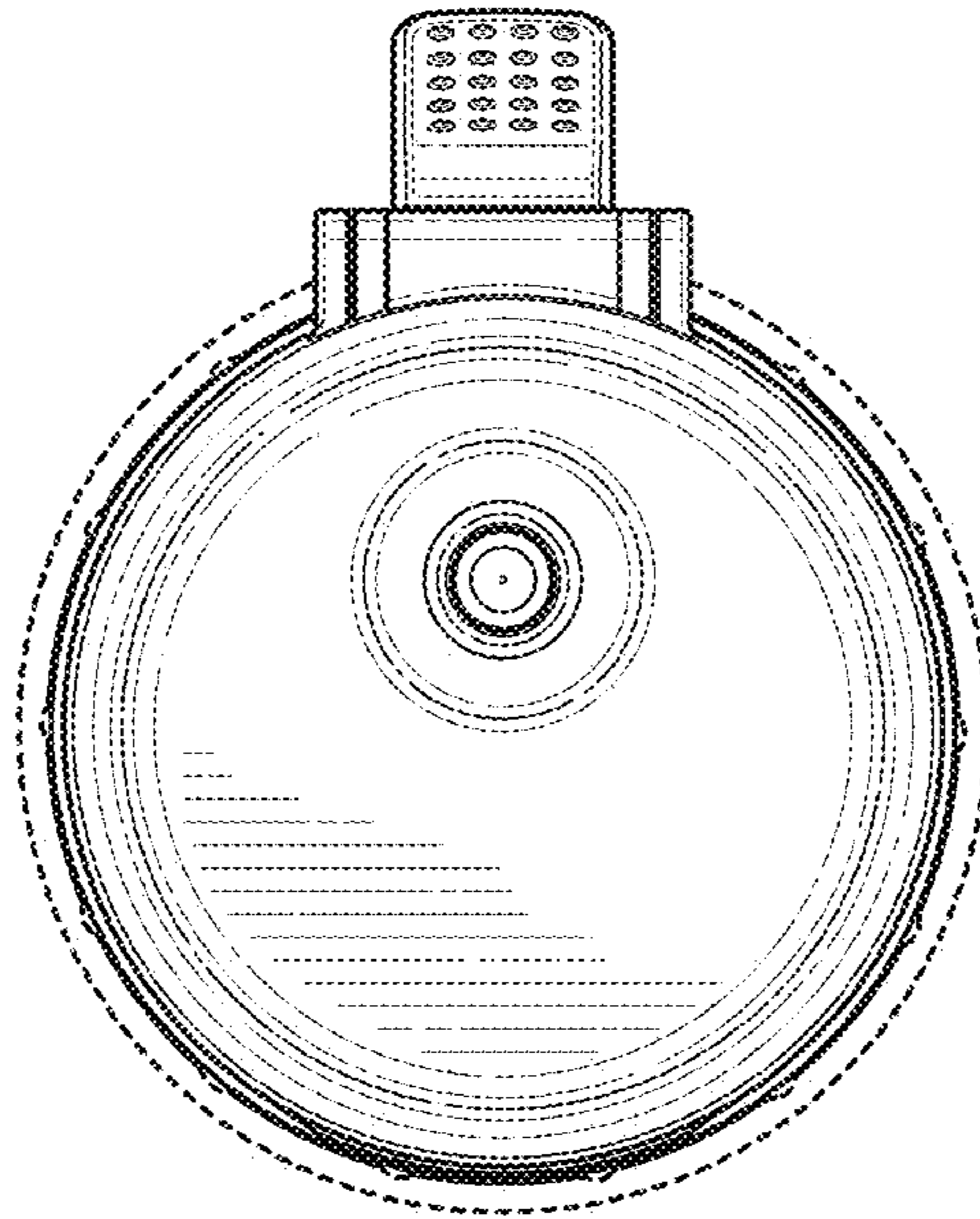
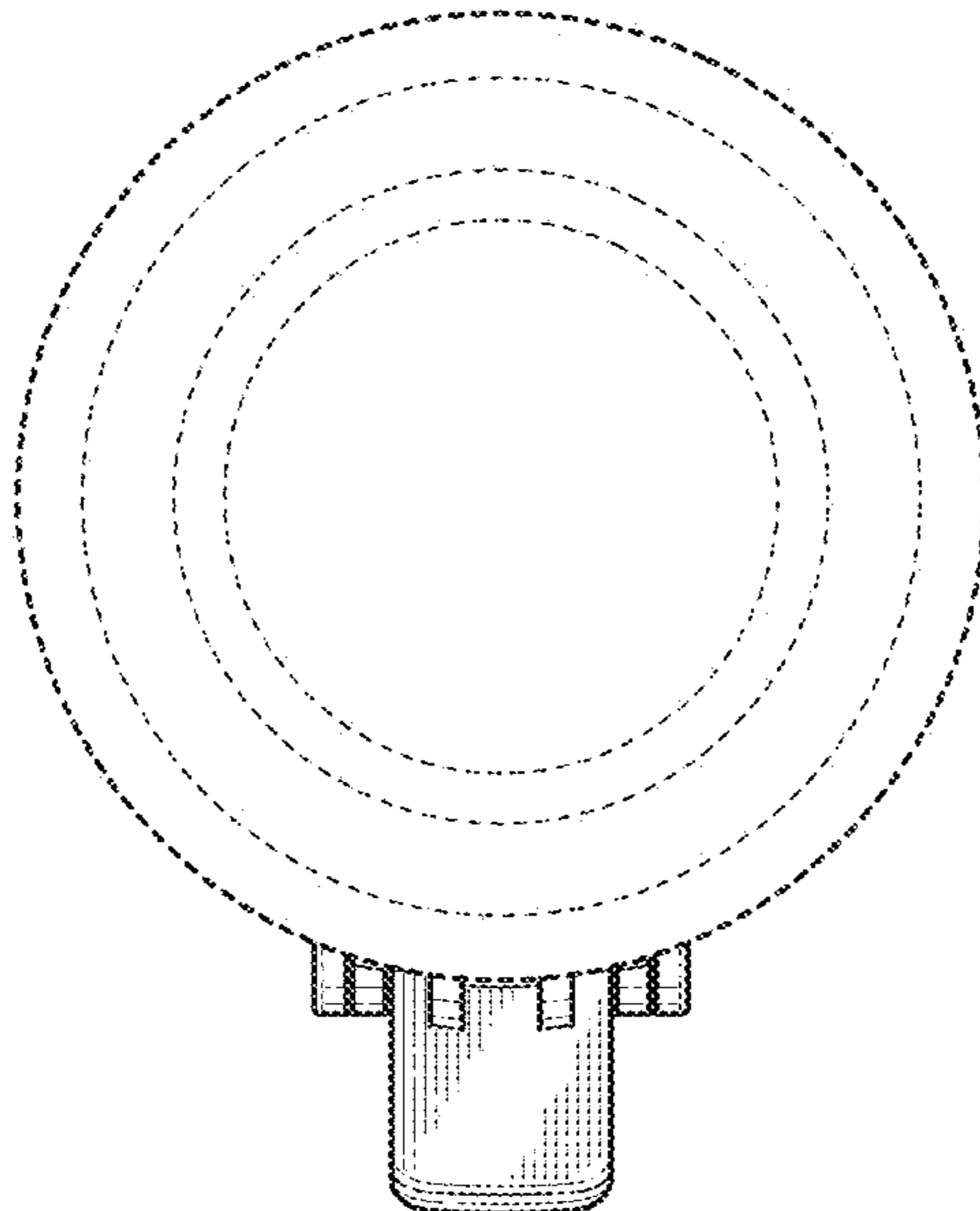


FIG. 6





**FIG. 7**



**FIG. 8**