



US00D748447S

(12) **United States Design Patent**
Hung

(10) **Patent No.:** **US D748,447 S**
(45) **Date of Patent:** **** Feb. 2, 2016**

(54) **HAMMER**

(71) Applicant: **LU KANG HAND TOOLS INDUSTRIAL CO., LTD.**, Chungghwa Hsien (TW)

(72) Inventor: **Yi-Kung Hung**, Chungghwa Hsien (TW)

(73) Assignee: **LU KANG HAND TOOLS INDUSTRIAL CO., LTD.**, Chungghwa Hsien (TW)

(**) Term: **14 Years**

(21) Appl. No.: **29/497,944**

(22) Filed: **Jul. 30, 2014**

(51) **LOC (10) Cl.** **08-02**

(52) **U.S. Cl.**
USPC **D8/75**

(58) **Field of Classification Search**
USPC D8/14, 75-81; D22/117; 81/19-24;
254/26 R, 26 E
CPC B25D 1/00; B25D 1/02; B25D 1/04;
B25D 1/045; B25D 1/06; B25D 1/10; B25D
1/12; B25G 1/102

See application file for complete search history.

(56) **References Cited**

U.S. PATENT DOCUMENTS

64,662 A *	5/1867	Gold	B25B 13/48 7/138
D676,300 S *	2/2013	Vanderbeek	D8/75
D676,301 S *	2/2013	Vanderbeek	D8/75
2014/0165787 A1 *	6/2014	Lombardi	B25G 1/02 81/22

* cited by examiner

Primary Examiner — Philip S Hyder

Assistant Examiner — Roselynn Cody

(74) *Attorney, Agent, or Firm* — WPAT, P.C.; Anthony King

(57) **CLAIM**

The ornamental design for a hammer, as shown and described.

DESCRIPTION

FIG. 1 is a perspective view of a hammer showing my new design;

FIG. 2 is a front view thereof;

FIG. 3 is a rear view thereof;

FIG. 4 is a left view thereof;

FIG. 5 is a right view thereof;

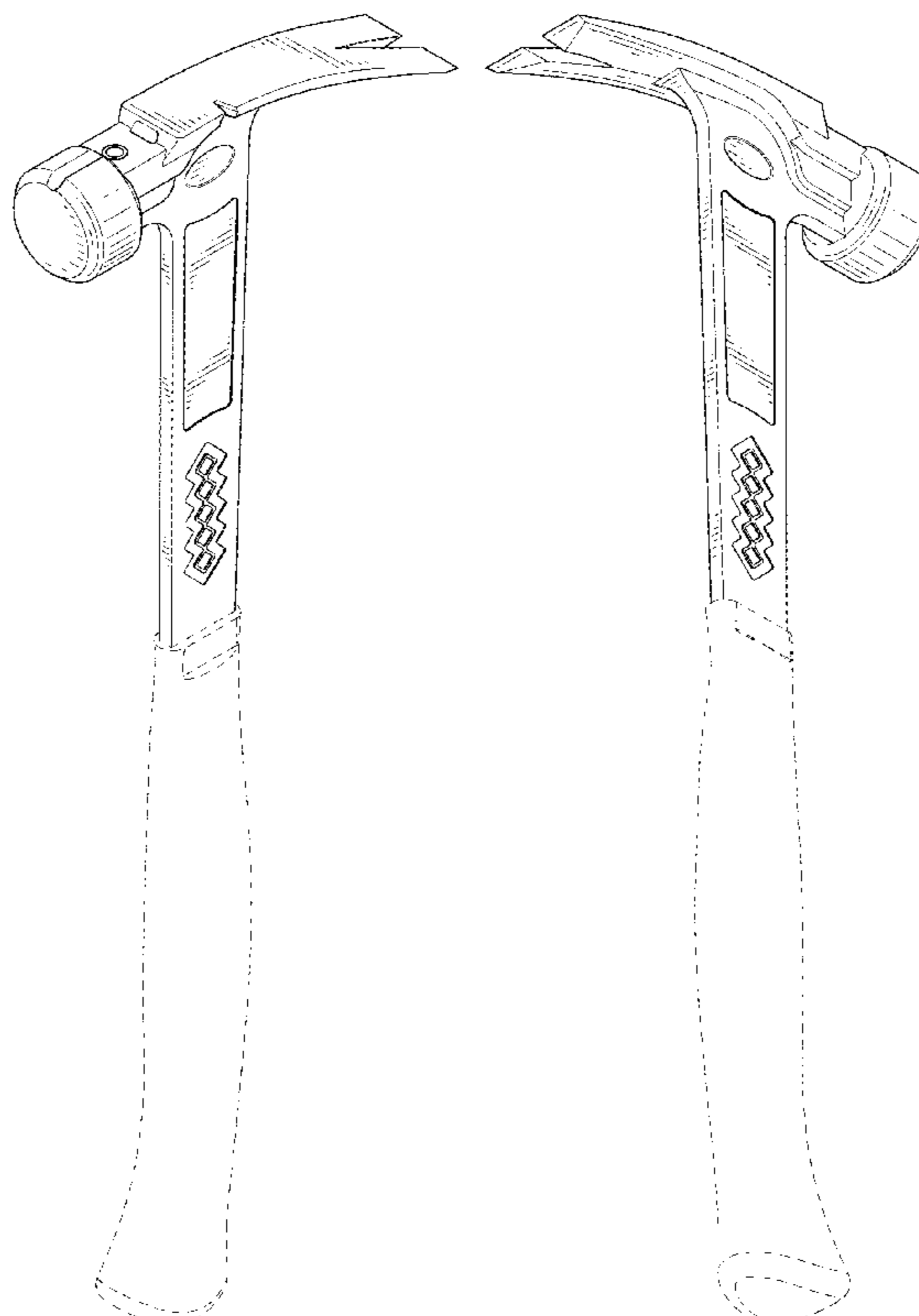
FIG. 6 is a top view thereof;

FIG. 7 is a bottom view thereof; and,

FIG. 8 is another perspective view thereof.

The portions of the figures shown in broken lines are shown for illustrative purposes only and form no part of the claimed design.

1 Claim, 6 Drawing Sheets



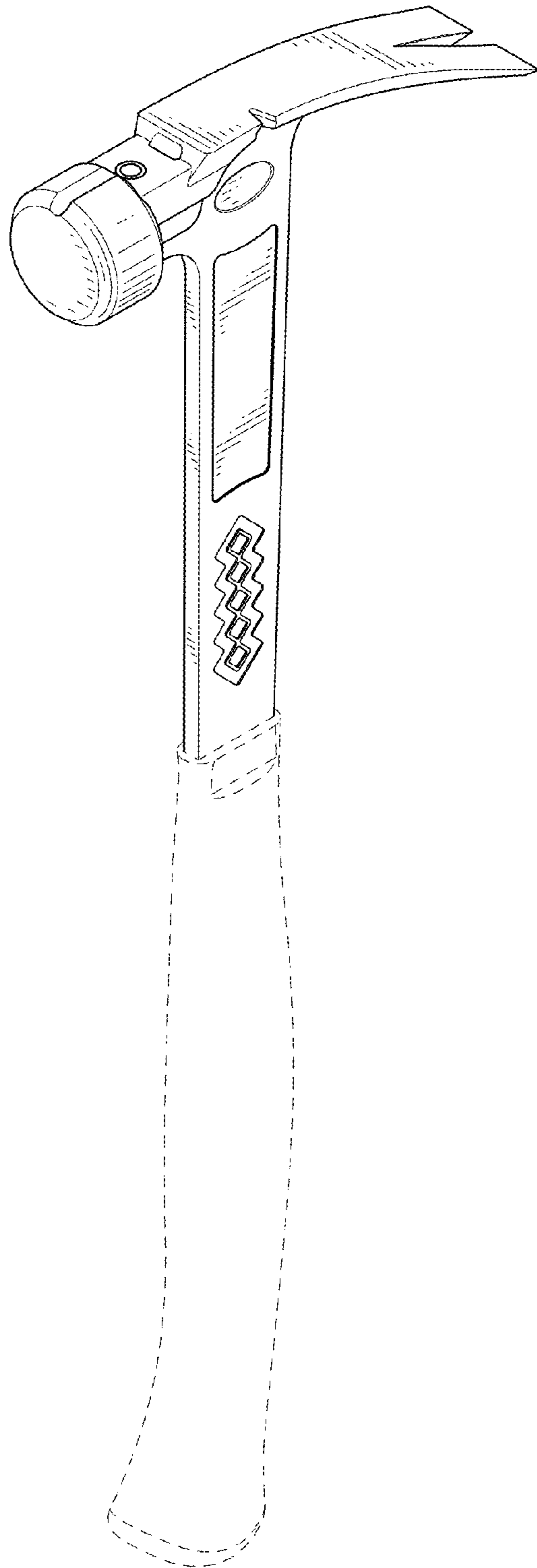


FIG.1

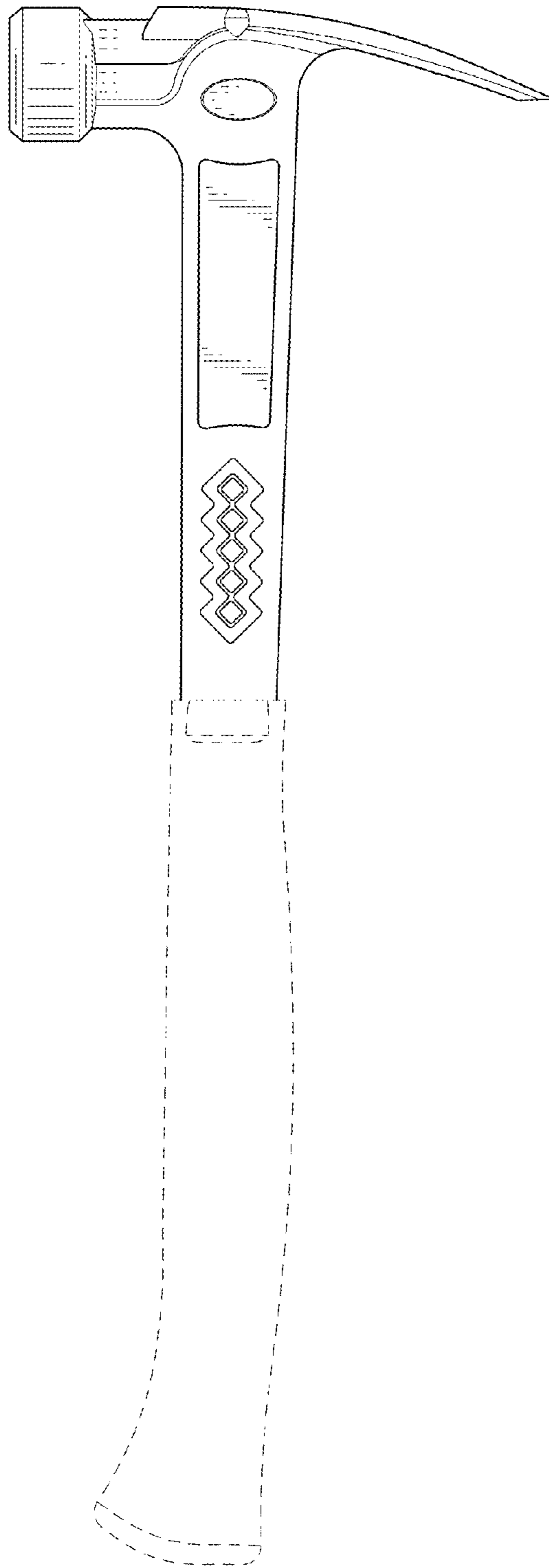


FIG.2

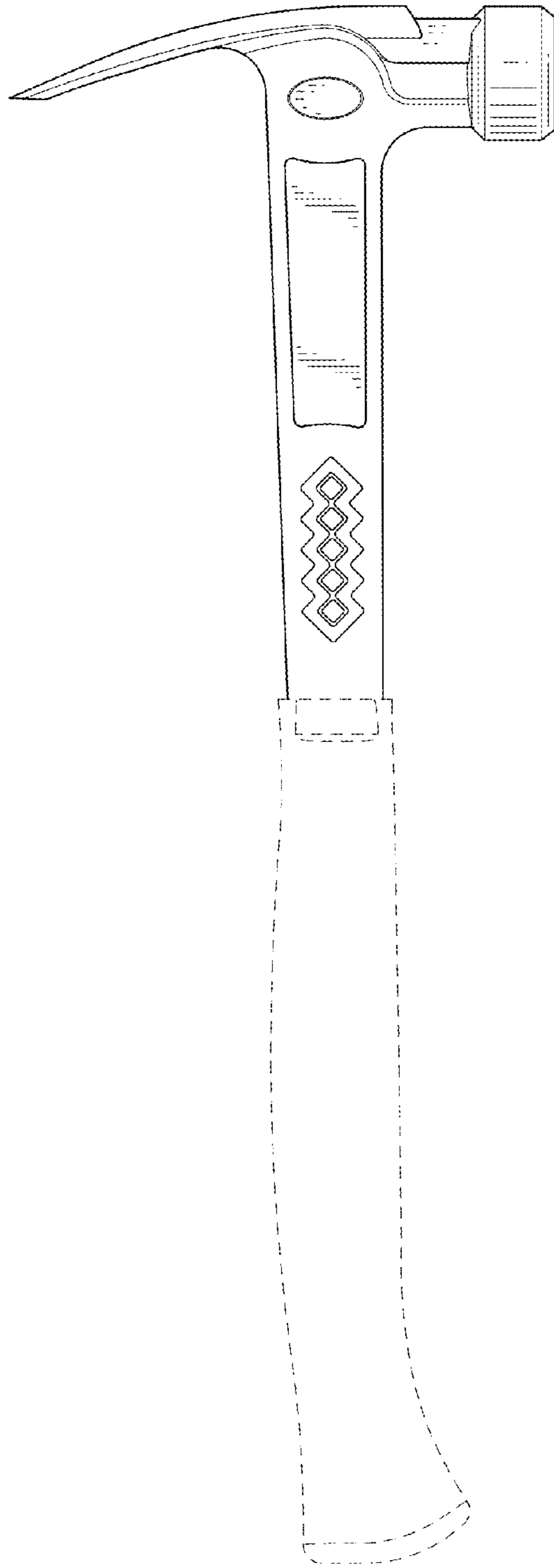


FIG.3



FIG.4



FIG.5




FIG. 6

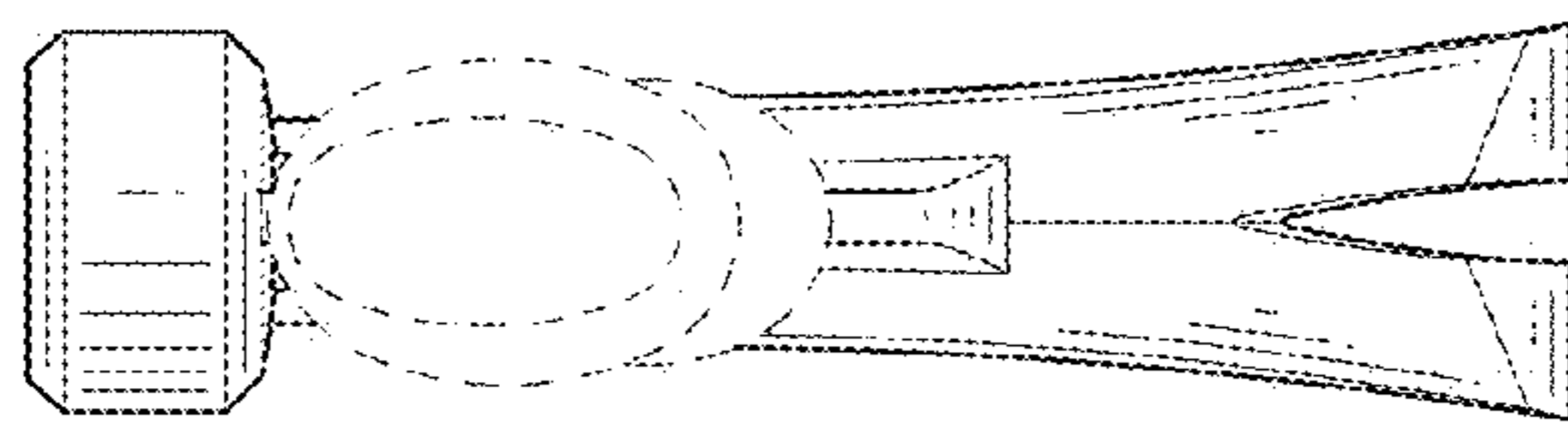


FIG. 7

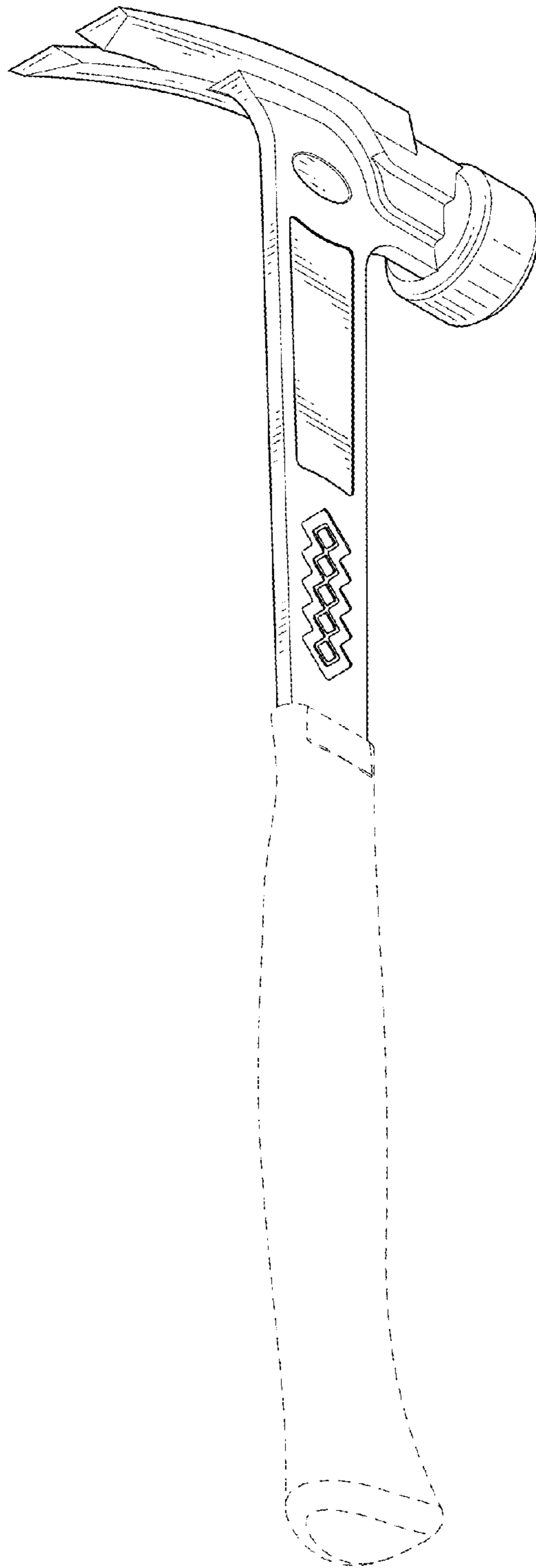


FIG.8