



US00D748432S

(12) **United States Design Patent**  
**Kushner**

(10) **Patent No.:** **US D748,432 S**  
(45) **Date of Patent:** **\*\* Feb. 2, 2016**

(54) **HALF WINE GLASS**

(56) **References Cited**

(71) Applicant: **Robert Kushner**, Pok Fu Lam (HK)

U.S. PATENT DOCUMENTS

(72) Inventor: **Robert Kushner**, Pok Fu Lam (HK)

D336,594	S	*	6/1993	Trush	.....	D7/509
D380,122	S	*	6/1997	Wong	.....	D7/513
D395,379	S	*	6/1998	Goodman	.....	D7/513
D482,611	S	*	11/2003	Kilduff	.....	D9/415
6,741,150	B2	*	5/2004	Holmes	.....	A47G 19/2227 24/303
D515,870	S	*	2/2006	Akopyan	.....	D7/513
7,168,584	B2	*	1/2007	Akopyan	.....	A47G 19/2205 215/6
D596,900	S	*	7/2009	Kluger	.....	D7/509
D645,355	S	*	9/2011	D'Amato	.....	D9/522
D655,985	S	*	3/2012	Roberts	.....	D7/524
D662,779	S	*	7/2012	Dail	.....	D7/524
D722,827	S	*	2/2015	Dirks	.....	D7/510
D726,501	S	*	4/2015	Topp	.....	D7/524
D729,587	S	*	5/2015	Snider	.....	D7/524

(73) Assignee: **URBAN TREND LLC**, Newport Beach, CA (US)

(\*\*) Term: **14 Years**

(21) Appl. No.: **29/474,530**

(22) Filed: **Oct. 16, 2014**

(51) **LOC (10) Cl.** ..... **07-01**

(52) **U.S. Cl.**  
USPC ..... **D7/513**; D7/537; D7/524

(58) **Field of Classification Search**  
USPC ..... D7/515-520, 510, 511, 509, 507, 599,  
D7/302, 301, 539, 523, 396.3, 391, 624.2,  
D7/392.1, 396.2, 513, 524, 537; D9/625,  
D9/620, 616, 645, 426; 220/703, 705,  
220/592.16, 714, 715, 630, 713, 23.83;  
206/217; D24/105; 128/844; 215/377,  
215/6  
CPC ..... A47G 19/2205; A47G 19/22; A47G  
19/2227; A63H 33/22; A63H 3/00; G09F  
3/00; B65D 21/02

See application file for complete search history.

\* cited by examiner

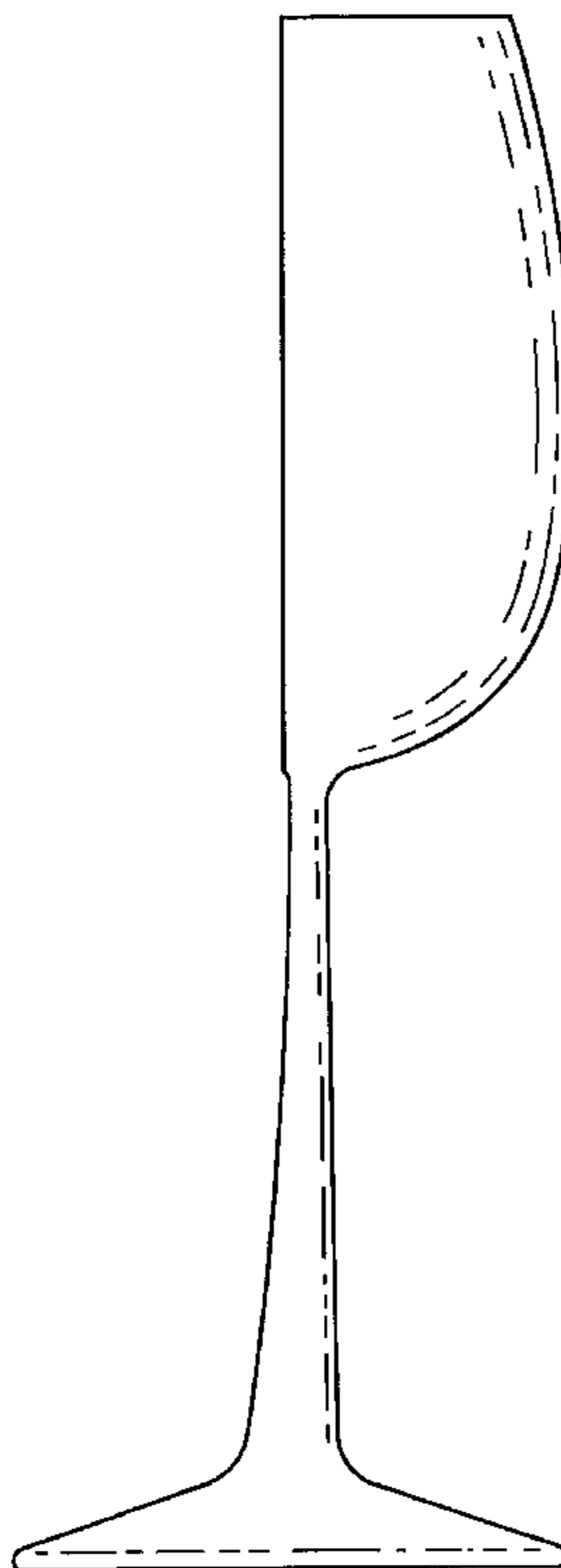
*Primary Examiner* — Marianne Pandozzi

(57) **CLAIM**  
The ornamental design for a half wine glass, as shown and described.

**DESCRIPTION**

FIG. 1 is a left side view of a half wine glass of my new design;  
FIG. 2 is a right side view of FIG. 1;  
FIG. 3 is a front view of FIG. 1;  
FIG. 4 is a back view of FIG. 1;  
FIG. 5 is a top view of FIG. 1;  
FIG. 6 is a bottom view of FIG. 1; and,  
FIG. 7 is a top, side and front perspective view of FIG. 1.

**1 Claim, 4 Drawing Sheets**



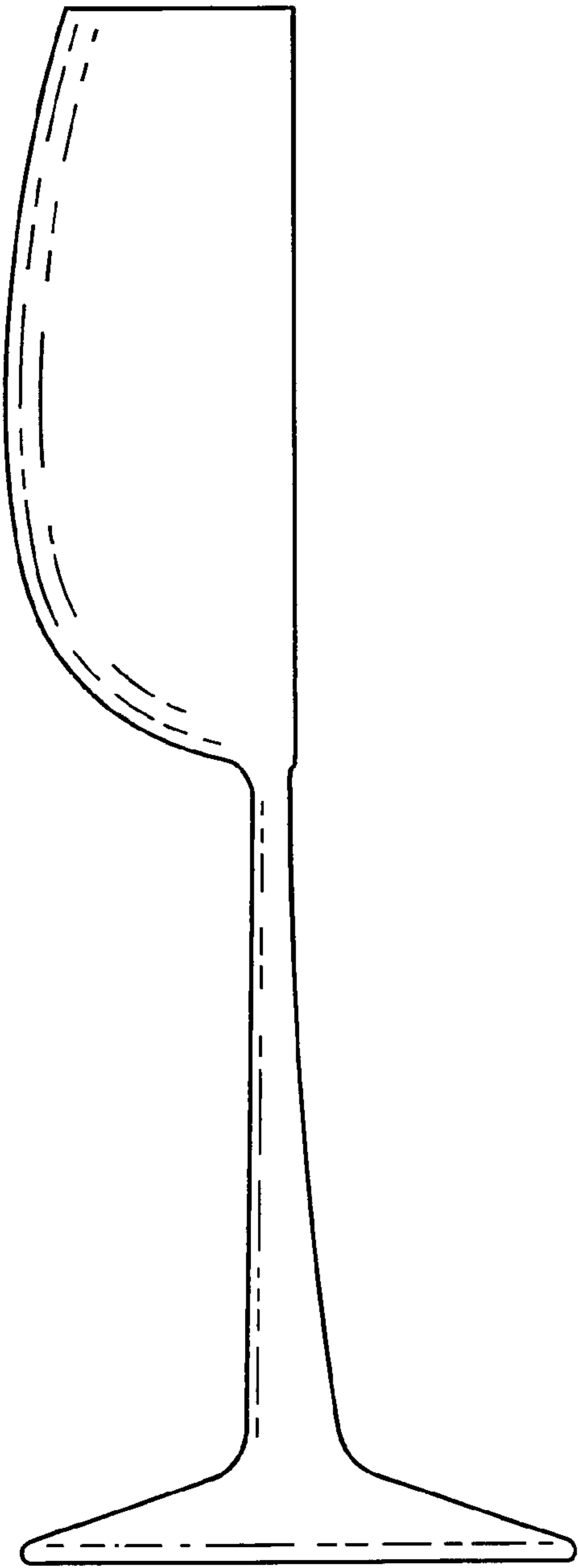


Fig. 1

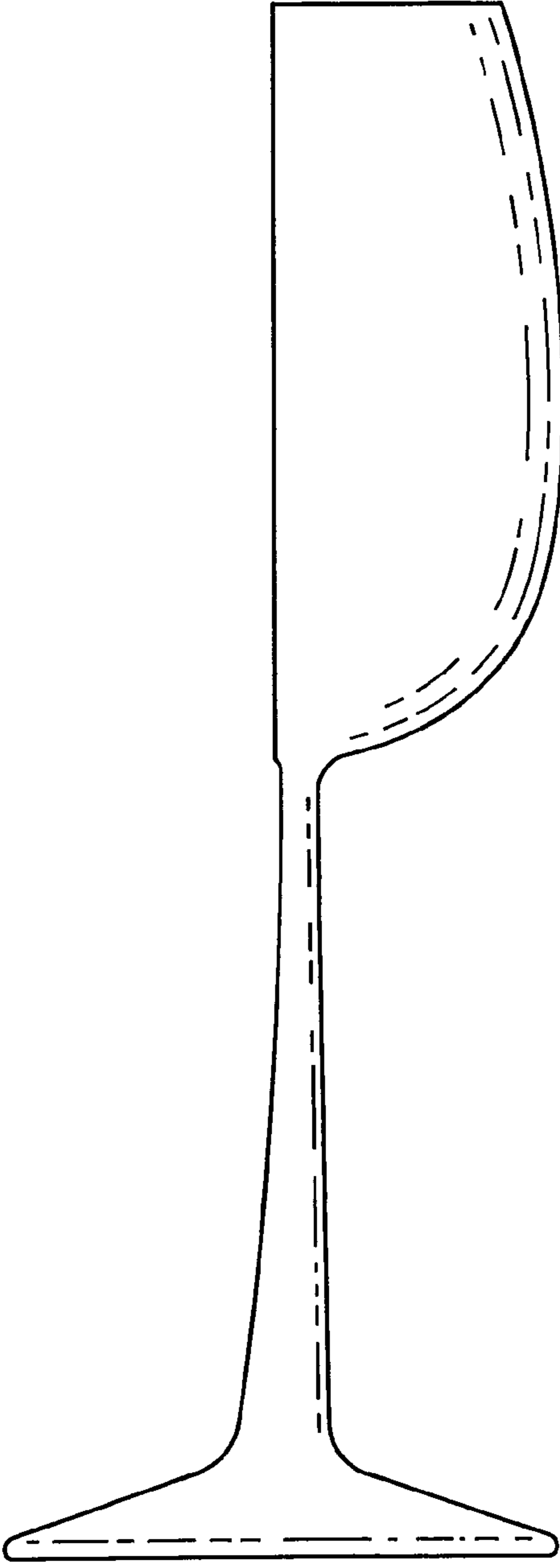


Fig. 2

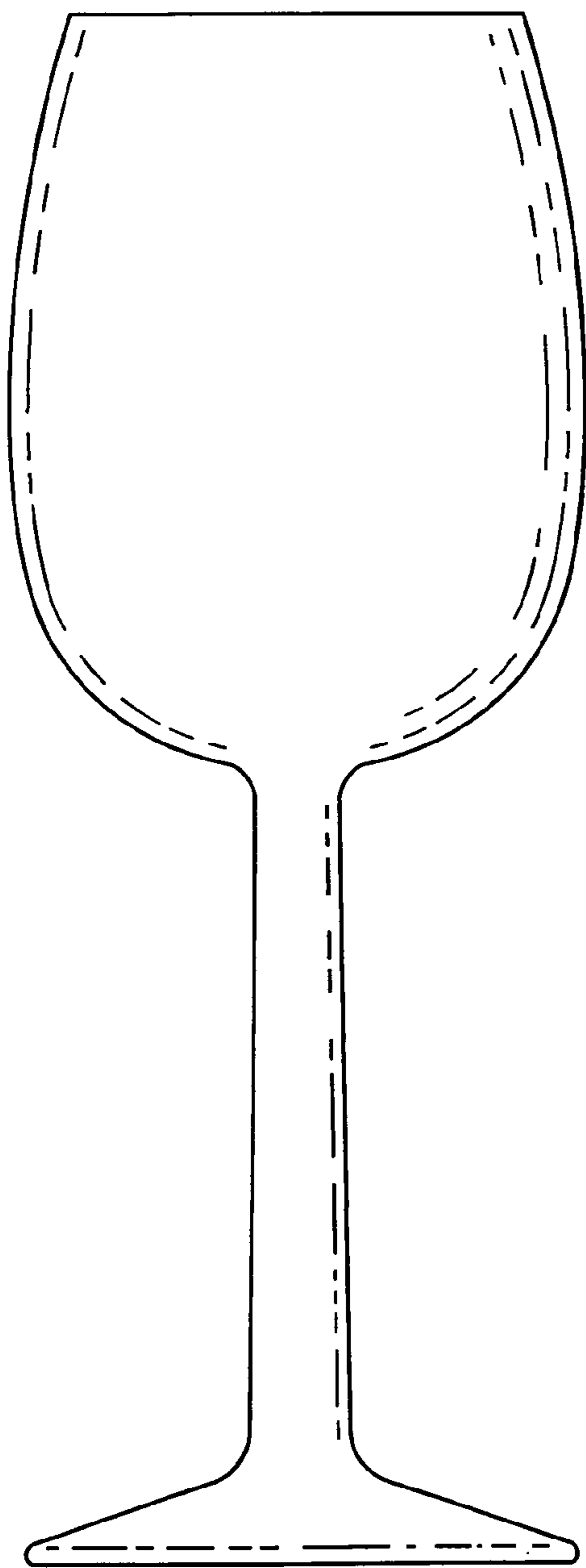


Fig. 3

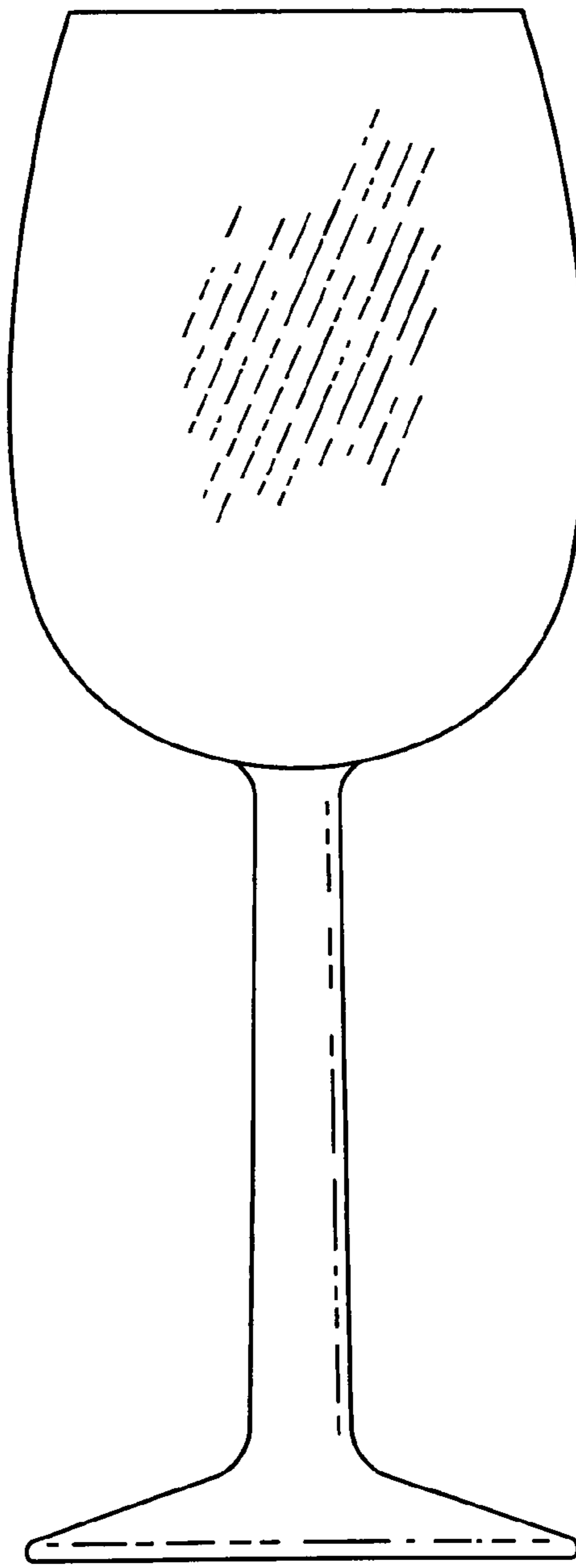


Fig. 4

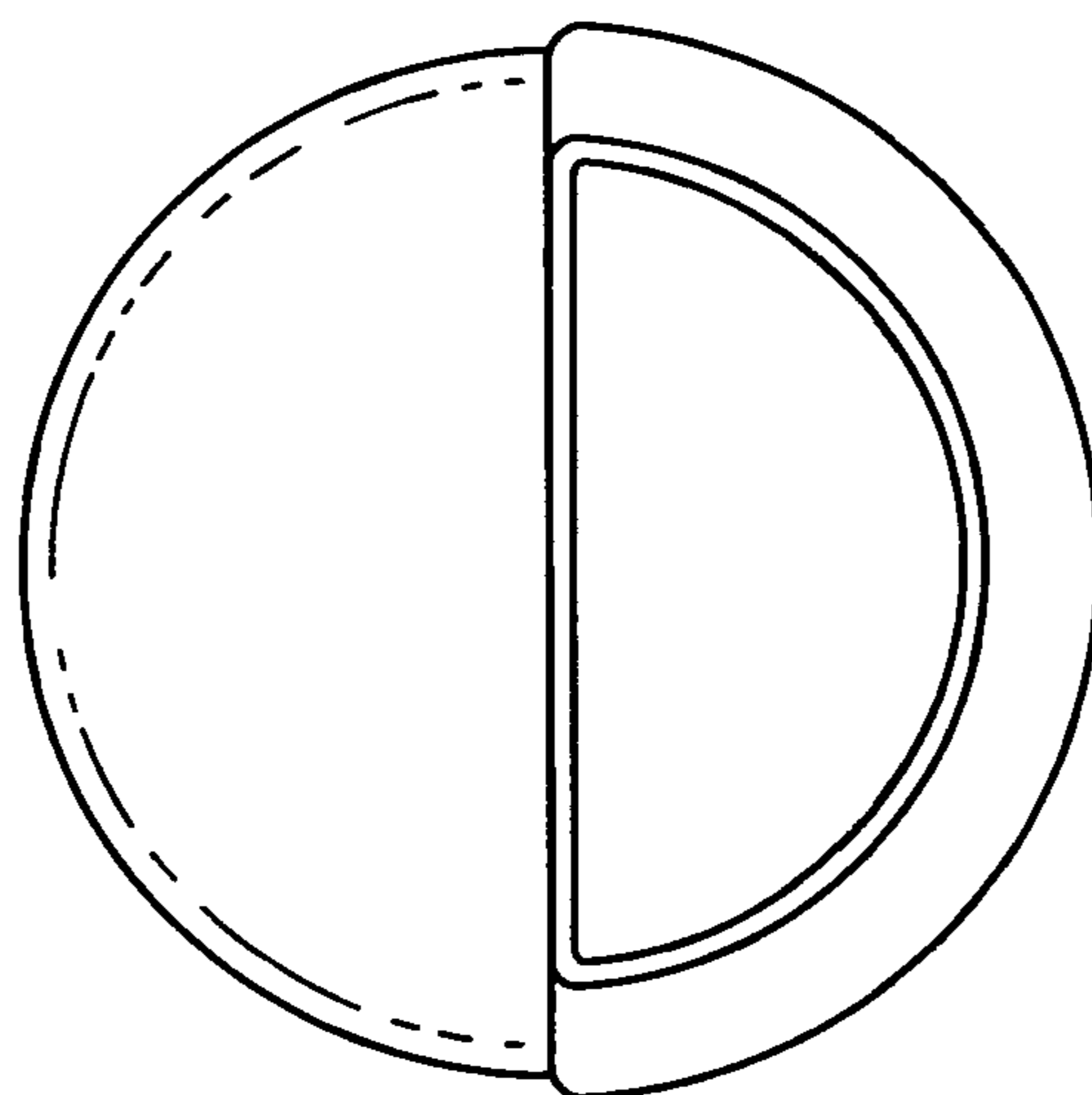


Fig. 5

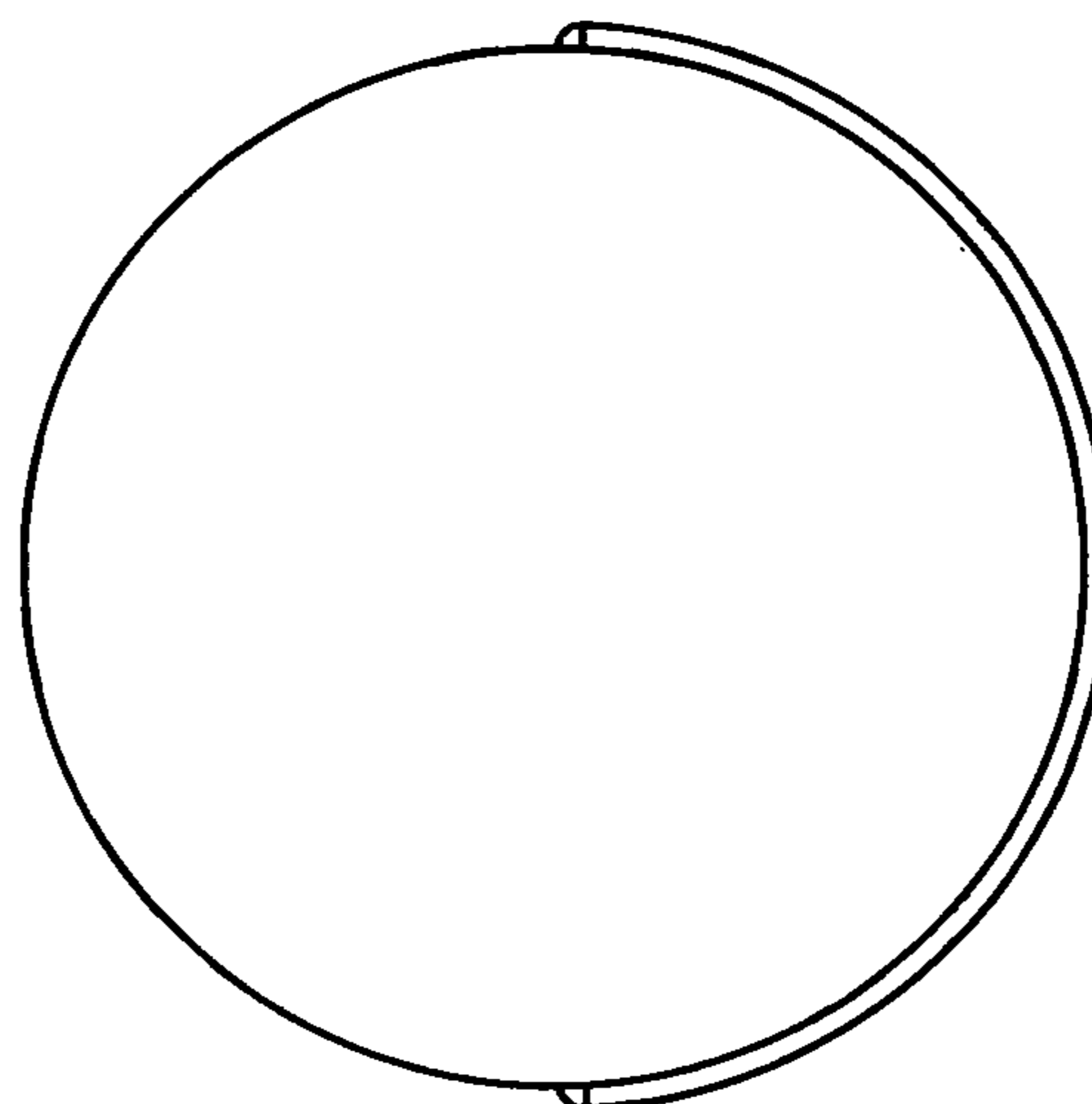


Fig. 6




Fig. 7