



US00D748426S

(12) **United States Design Patent**  
**Carzaniga**

(10) **Patent No.:** **US D748,426 S**

(45) **Date of Patent:** **\*\* Feb. 2, 2016**

(54) **BROCHETTE HOLDER**

(56) **References Cited**

(71) Applicant: **DOMITAL S.r.l.**, Vimercate (MB) (IT)

U.S. PATENT DOCUMENTS

(72) Inventor: **Alberto Carzaniga**, Vimercate (IT)

D96,141 S *	7/1935	Smith	.....	D7/542
D110,678 S *	7/1938	Smith	.....	D7/542
D142,977 S *	11/1945	Archer, Jr.	.....	126/384.1
D274,402 S *	6/1984	Ziskind	.....	D7/391
D280,062 S *	8/1985	Cesaroni	.....	D7/325
D315,474 S *	3/1991	Turner	.....	D7/391
6,026,734 A *	2/2000	Dadez	.....	A47J 37/106 99/345
D539,598 S *	4/2007	Groll	.....	D7/354
D548,516 S *	8/2007	Tanguy	.....	D7/354
D659,461 S *	5/2012	Borovicka	.....	D7/354
D659,463 S *	5/2012	Henry	.....	D7/354
D701,722 S *	4/2014	Merzouky	.....	D7/354
D708,893 S *	7/2014	Henry	.....	D7/354

(73) Assignee: **DOMITAL S.R.L.**, Vimercate (MB) (IT)

(\*\*) Term: **14 Years**

(21) Appl. No.: **29/511,141**

(22) Filed: **Dec. 8, 2014**

(30) **Foreign Application Priority Data**

Jun. 30, 2014 (EM) ..... 2493007-0001

(51) **LOC (10) Cl.** ..... **07-02**

(52) **U.S. Cl.**  
USPC ..... **D7/362; D7/354**

(58) **Field of Classification Search**  
USPC ..... D7/323, 325, 354-363, 391, 393-396,  
D7/409, 542

CPC ..... A47G 19/12; A47J 27/00; A47J 27/002;  
A47J 27/08; A47J 27/21; A47J 27/58; A47J  
36/025; A47J 36/06; A47J 36/12; A47J 37/00;  
A47J 37/10; A47J 37/101; A47J 37/103;  
A47J 37/106; A47J 37/12; A47J 37/1204;  
A47J 45/061; A47J 45/071; A47J 45/08;  
H05B 6/12

See application file for complete search history.

\* cited by examiner

*Primary Examiner* — Ricky Pham

(74) *Attorney, Agent, or Firm* — Volpe and Koenig, P.C.

(57) **CLAIM**

The ornamental design for brochette holder, as shown and described.

**DESCRIPTION**

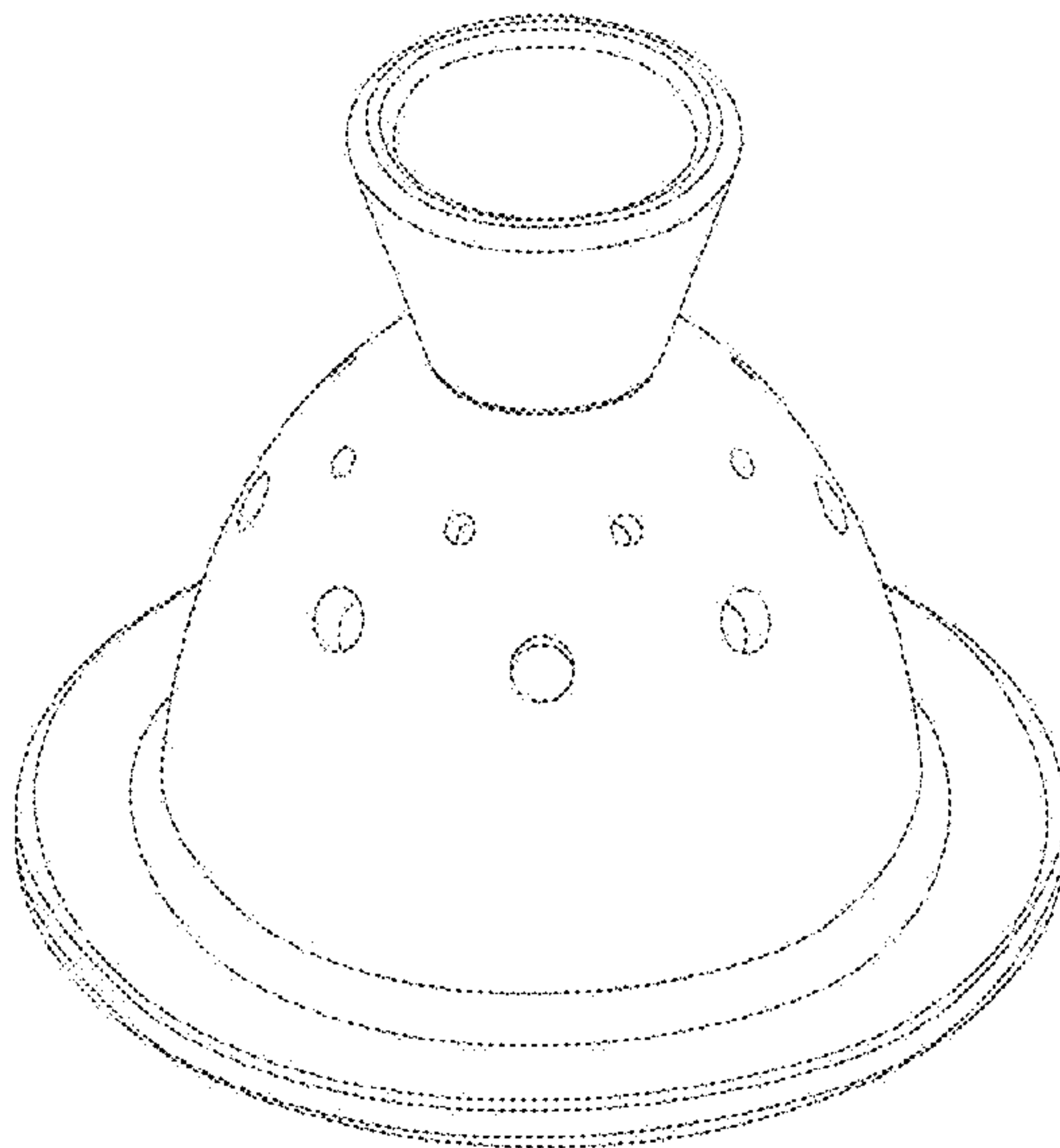
FIG. 1 is a top perspective view of the brochette holder according to my design;

FIG. 2 is a bottom perspective view of the brochette holder shown in FIG. 1;

FIG. 3 is an elevation view of the brochette holder shown in FIG. 1, the left, right, front and rear views being identical; and,

FIG. 4 is a top plan view of the brochette holder shown in FIG. 1.

**1 Claim, 4 Drawing Sheets**



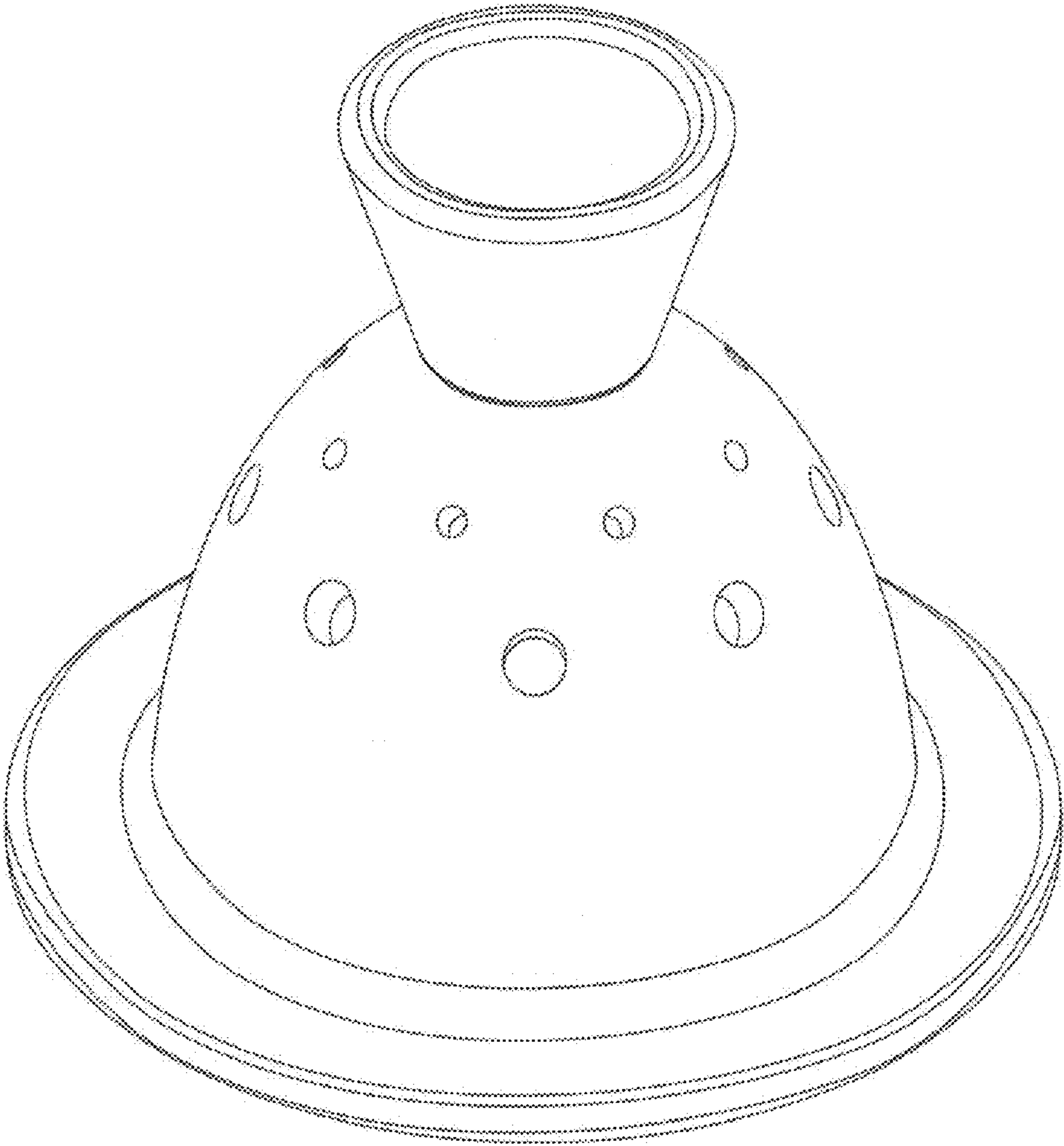


Fig. 1

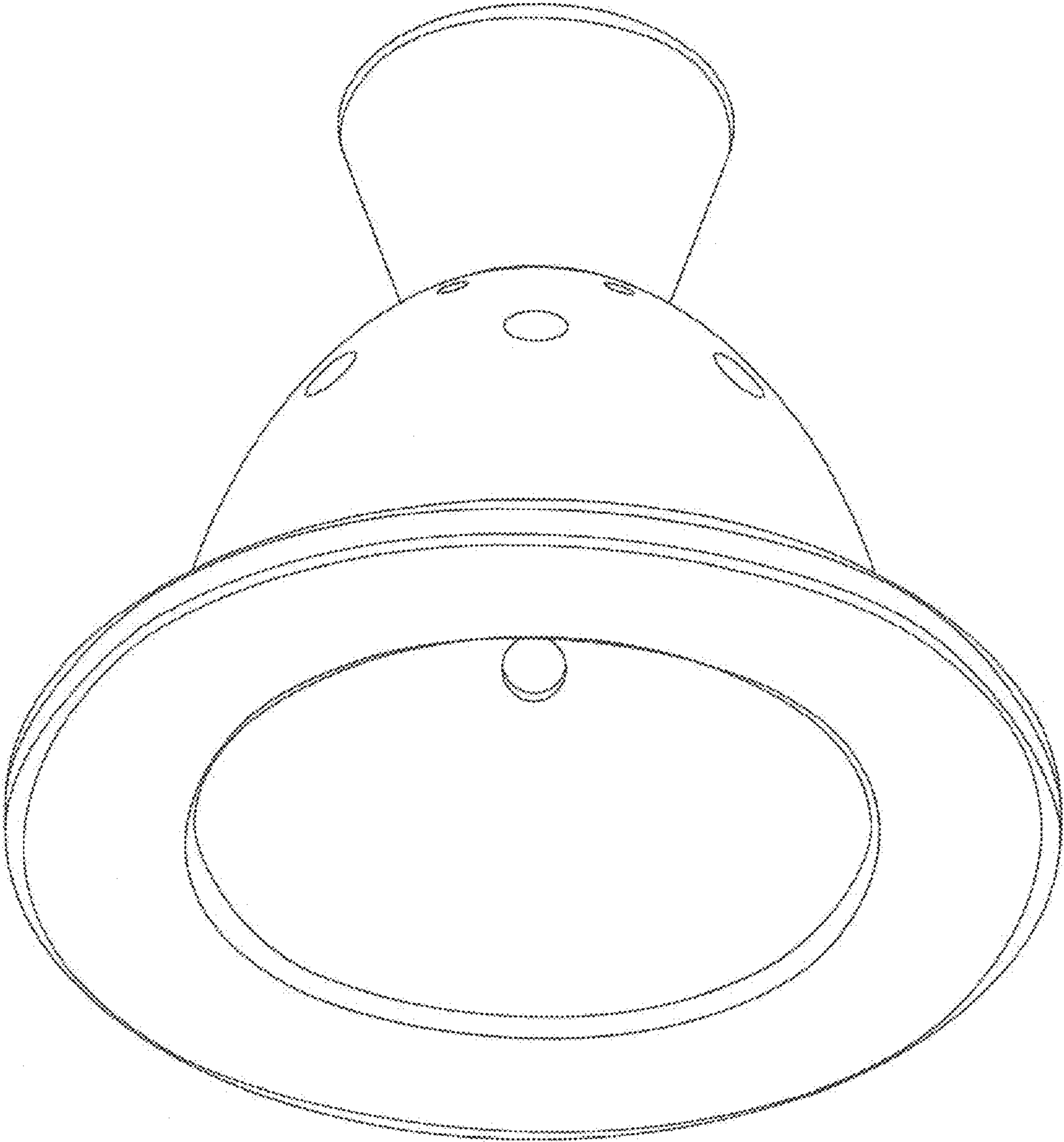


Fig. 2




Fig. 3

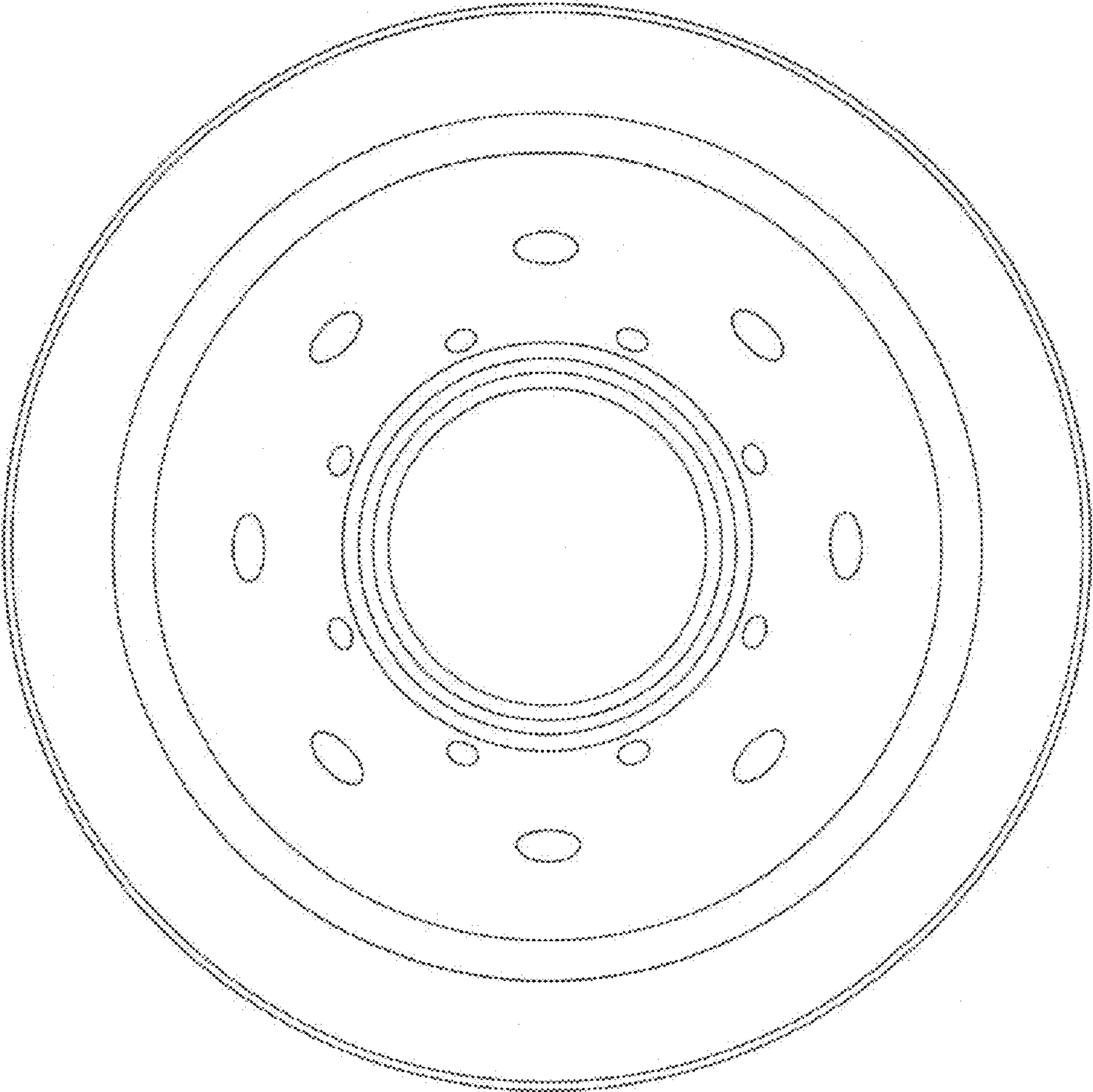


Fig. 4