



US00D748419S

(12) **United States Design Patent**
Trent et al.

(10) **Patent No.:** **US D748,419 S**
(45) **Date of Patent:** **** Feb. 2, 2016**

(54) **SPOKE HUB FOR USE IN CONSTRUCTION OF SPECIALTY FURNITURE AND OTHER ITEMS**

(71) Applicants: **Bruce Trent**, Willits, CA (US); **Anthony Dean Ellis**, Willits, CA (US)

(72) Inventors: **Bruce Trent**, Willits, CA (US); **Anthony Dean Ellis**, Willits, CA (US)

(**) Term: **14 Years**

(21) Appl. No.: **29/474,404**

(22) Filed: **Sep. 12, 2014**

(51) **LOC (10) Cl.** **06-06**

(52) **U.S. Cl.**
USPC **D6/708.23**

(58) **Field of Classification Search**
USPC D6/334-336, 364, 365, 366, 708.23,
D6/708.24, 708.25
CPC A47C 7/002; A47C 7/004; A47C 3/20;
A47C 3/24
See application file for complete search history.

(56) **References Cited**

U.S. PATENT DOCUMENTS

72,635 A * 12/1867 Heywood A47C 7/004
248/188.7
552,502 A * 1/1896 Andrews A47C 7/004
248/188.7

3,086,741 A * 4/1963 Cramer, Jr. A47C 7/004
248/188.7
D266,043 S * 9/1982 Striebel D6/708.25
D332,712 S * 1/1993 Schaen D6/708.23
D336,722 S * 6/1993 Fahnstrom D6/366
D377,282 S * 1/1997 Chen D6/708.23
6,042,183 A * 3/2000 Carnahan A47C 7/004
297/463.2
D524,582 S * 7/2006 Tsai D6/366

* cited by examiner

Primary Examiner — Mimoso De

(74) *Attorney, Agent, or Firm* — Mark C. Jacobs, Esq.

(57) **CLAIM**

The ornamental design for a spoke hub for use in construction of specialty furniture and other items, as shown and described.

DESCRIPTION

FIG. 1 is a perspective view of the furniture hub of this design. FIG. 2 is a top plan view thereof. The bottom view is a mirror image thereof.

FIG. 3 is a front side view of the hub. The back side is a mirror image of the front.

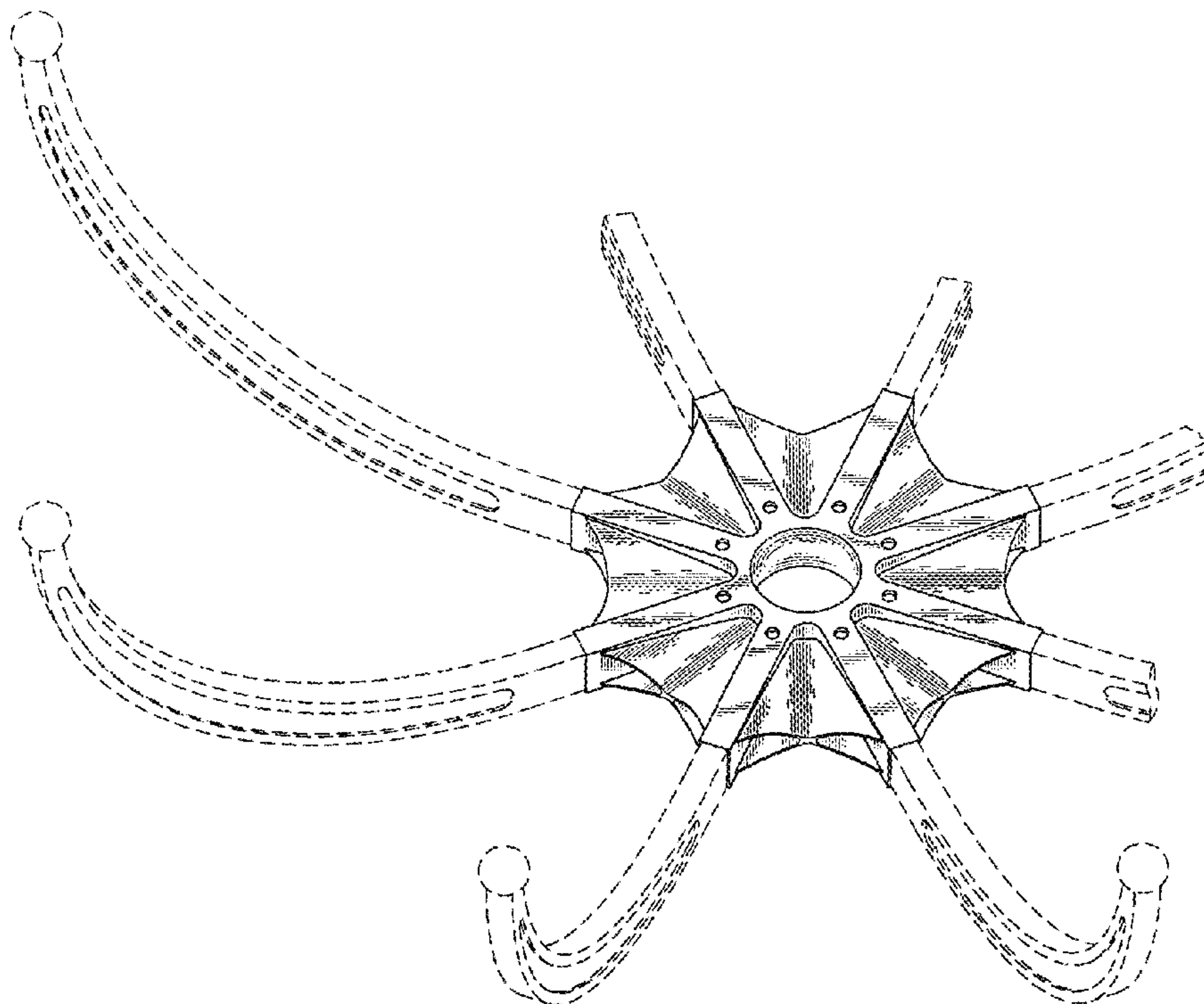
FIG. 4 is a rotated side view, rotated 22.5 degrees about the center as indicated in FIG. 2.

FIG. 5 is a perspective view in an environment of furniture construction; and,

FIG. 6 is a sectional view taken along line 6-6 of FIG. 2.

The broken lines shown in FIG. 5 are for illustrative purposes only and form no part of the claimed design.

1 Claim, 2 Drawing Sheets



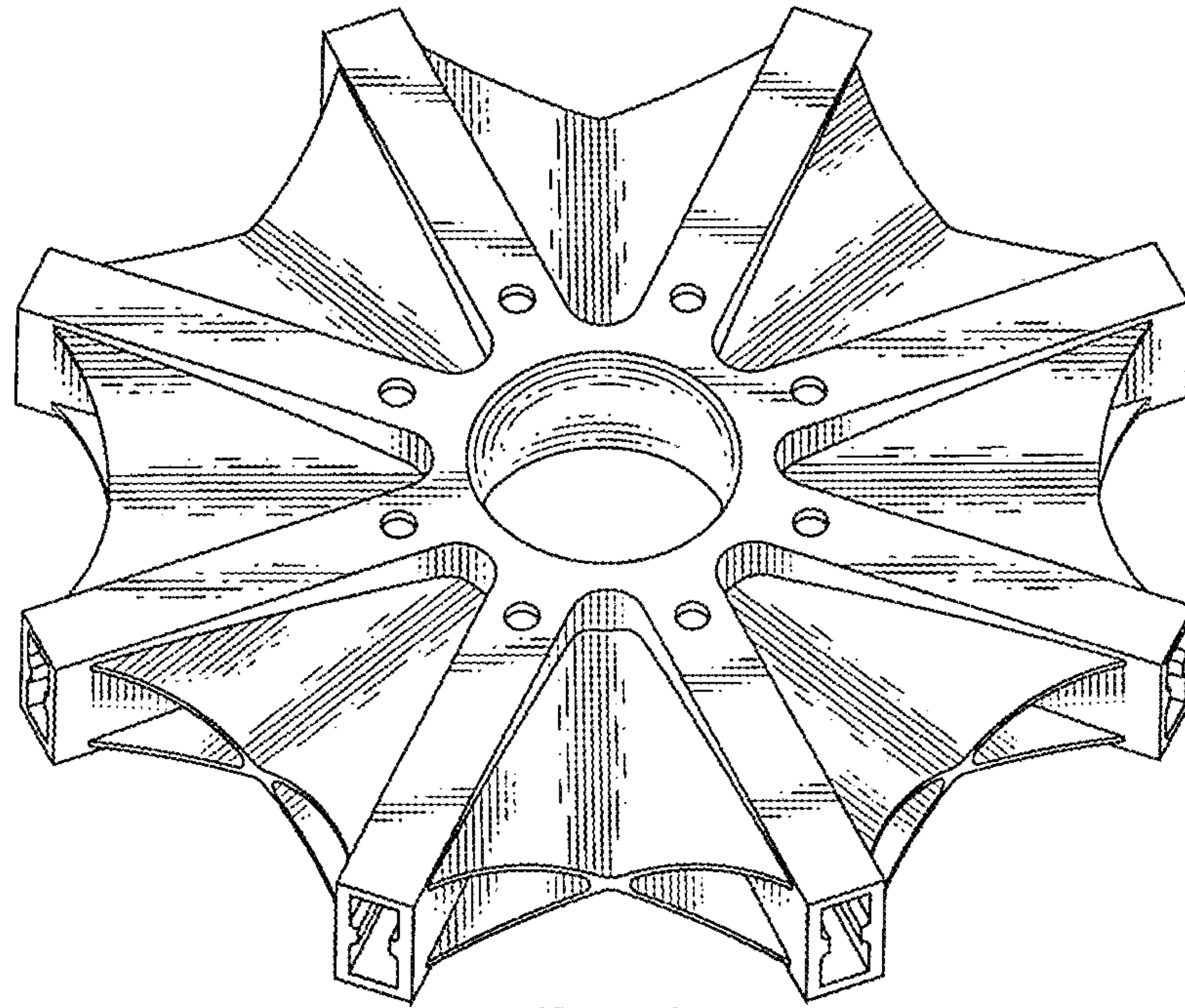


Fig. 1

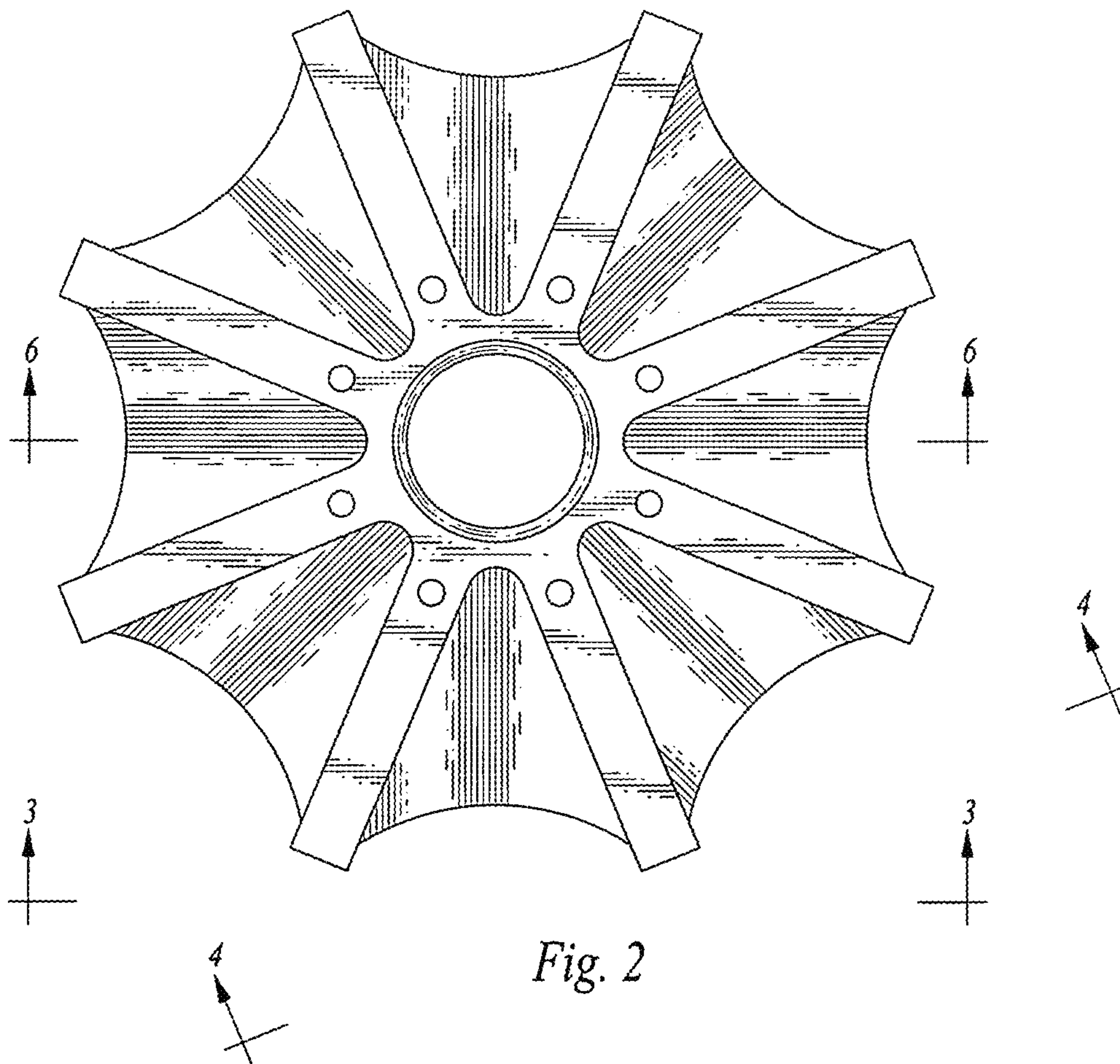


Fig. 2

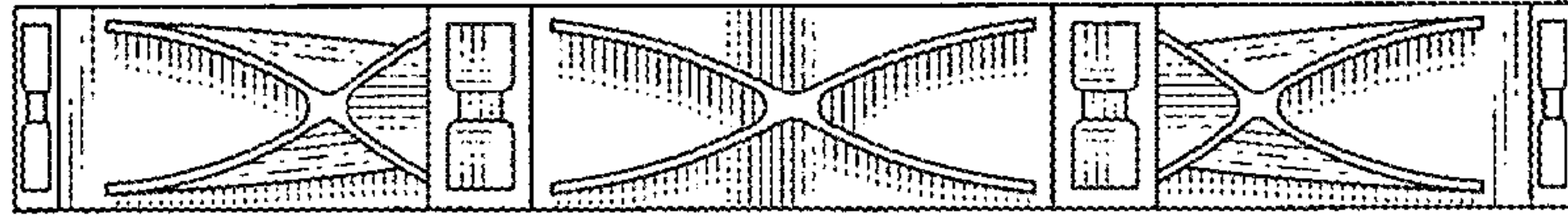


Fig. 3

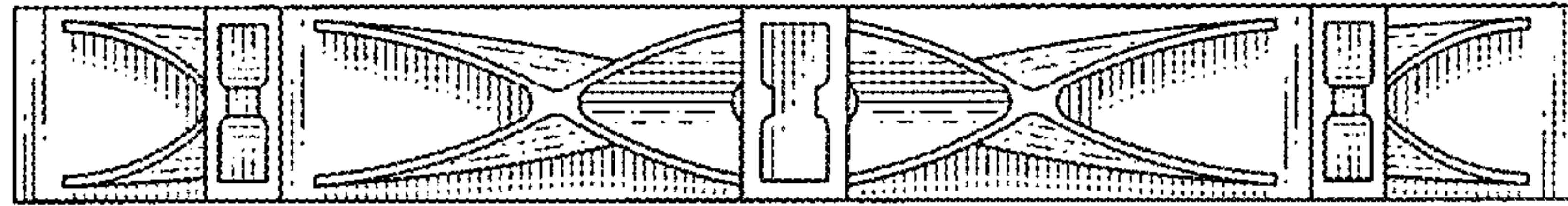


Fig. 4




Fig. 6

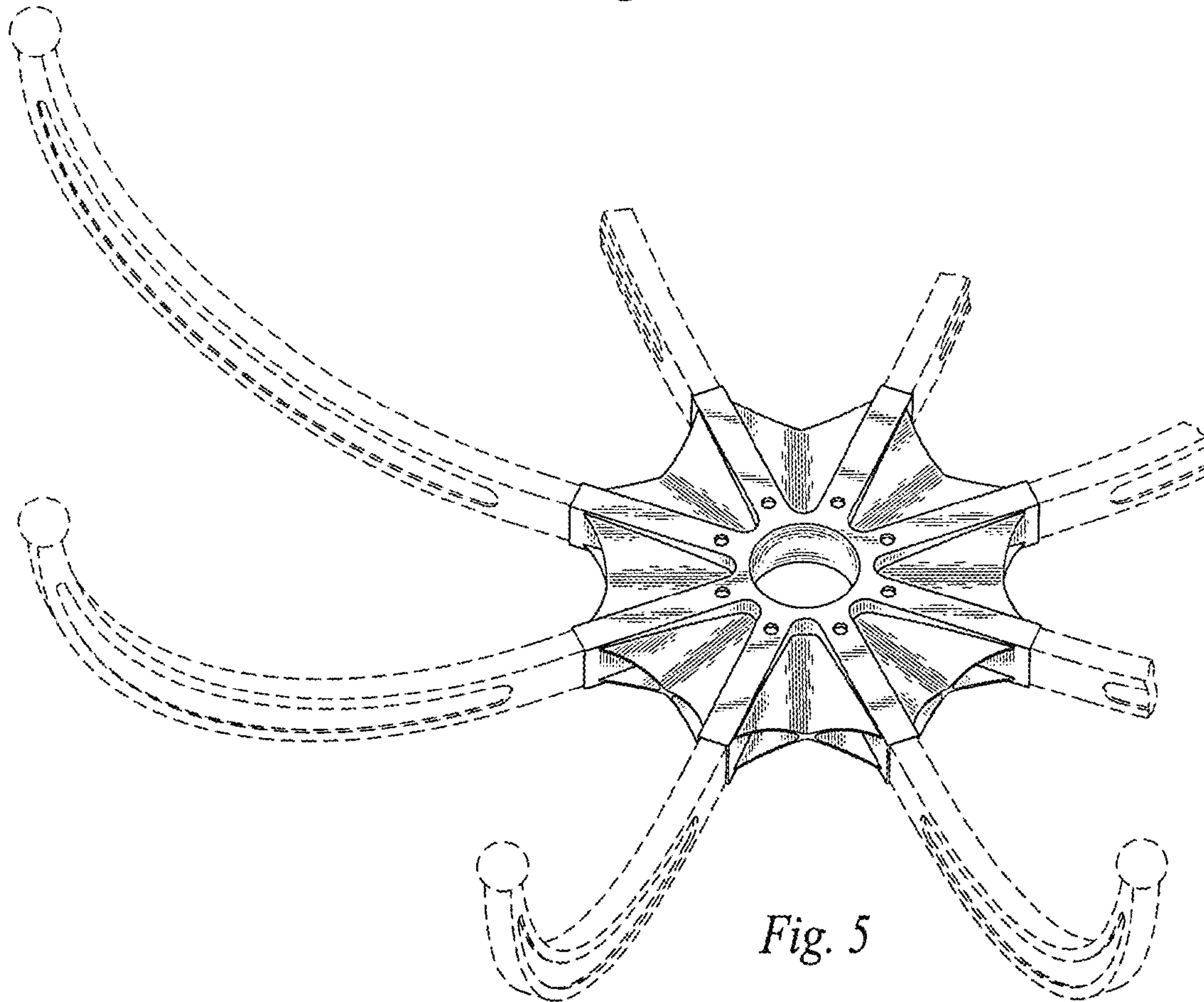


Fig. 5