



US00D748394S

(12) **United States Design Patent**
Gross et al.

(10) **Patent No.:** **US D748,394 S**
(45) **Date of Patent:** **** Feb. 2, 2016**

(54) **TRANSACTION CARD SLEEVE**

(71) Applicants: **JoAnn Gross**, Parkland, FL (US); **Beni Gross**, Parkland, FL (US)

(72) Inventors: **JoAnn Gross**, Parkland, FL (US); **Beni Gross**, Parkland, FL (US)

(**) Term: **14 Years**

(21) Appl. No.: **29/511,789**

(22) Filed: **Dec. 13, 2014**

(51) **LOC (10) Cl.** **03-01**

(52) **U.S. Cl.**
USPC **D3/247; D3/300**

(58) **Field of Classification Search**
USPC **D3/247, 300**
CPC .. **A45C 2011/322; A45C 13/42; A45C 11/18;**
A45C 11/182; A45C 2011/188; A24F 15/12
See application file for complete search history.

(56) **References Cited**

U.S. PATENT DOCUMENTS

889,950	A *	6/1908	Benedict et al.	206/39
1,670,343	A *	5/1928	Clemens	206/39.5
1,791,703	A *	2/1931	Benedict et al.	150/147
D677,053	S *	3/2013	Lyons	D3/300
D716,049	S *	10/2014	Fair	D3/303

* cited by examiner

Primary Examiner — Holly Baynham

(74) *Attorney, Agent, or Firm* — Nancy J. Flint, Esq.; Nancy J. Flint, Attorney At Law, P.A.

(57) **CLAIM**

The ornamental design for a transaction card sleeve, as shown and described.

DESCRIPTION

FIG. 1 is a perspective view of a first embodiment of a transaction card sleeve showing our new design;

FIG. 2 is a front view of the first embodiment of the transaction card sleeve;

FIG. 3 is a top view of the first embodiment of the transaction card sleeve;

FIG. 4 is a back view of the first embodiment of the transaction card sleeve;

FIG. 5 is a left side view of the first embodiment of the transaction card sleeve;

FIG. 6 is a right side view of the first embodiment of the transaction card sleeve;

FIG. 7 is a bottom view of the first embodiment of the transaction card sleeve;

FIG. 8 is a perspective view of a second embodiment of a transaction card sleeve;

FIG. 9 is a front view of the second embodiment of the transaction card sleeve;

FIG. 10 is a top view of the second embodiment of the transaction card sleeve;

FIG. 11 is a back view of the second embodiment of the transaction card sleeve;

FIG. 12 is a left side view of the second embodiment of the transaction card sleeve;

FIG. 13 is a right side view of the second embodiment of the transaction card sleeve;

FIG. 14 is a bottom view of the second embodiment of the transaction card sleeve;

FIG. 15 is a perspective view of a third embodiment of a transaction card sleeve;

FIG. 16 is a front view of the third embodiment of the transaction card sleeve;

FIG. 17 is a top view of the third embodiment of the transaction card sleeve;

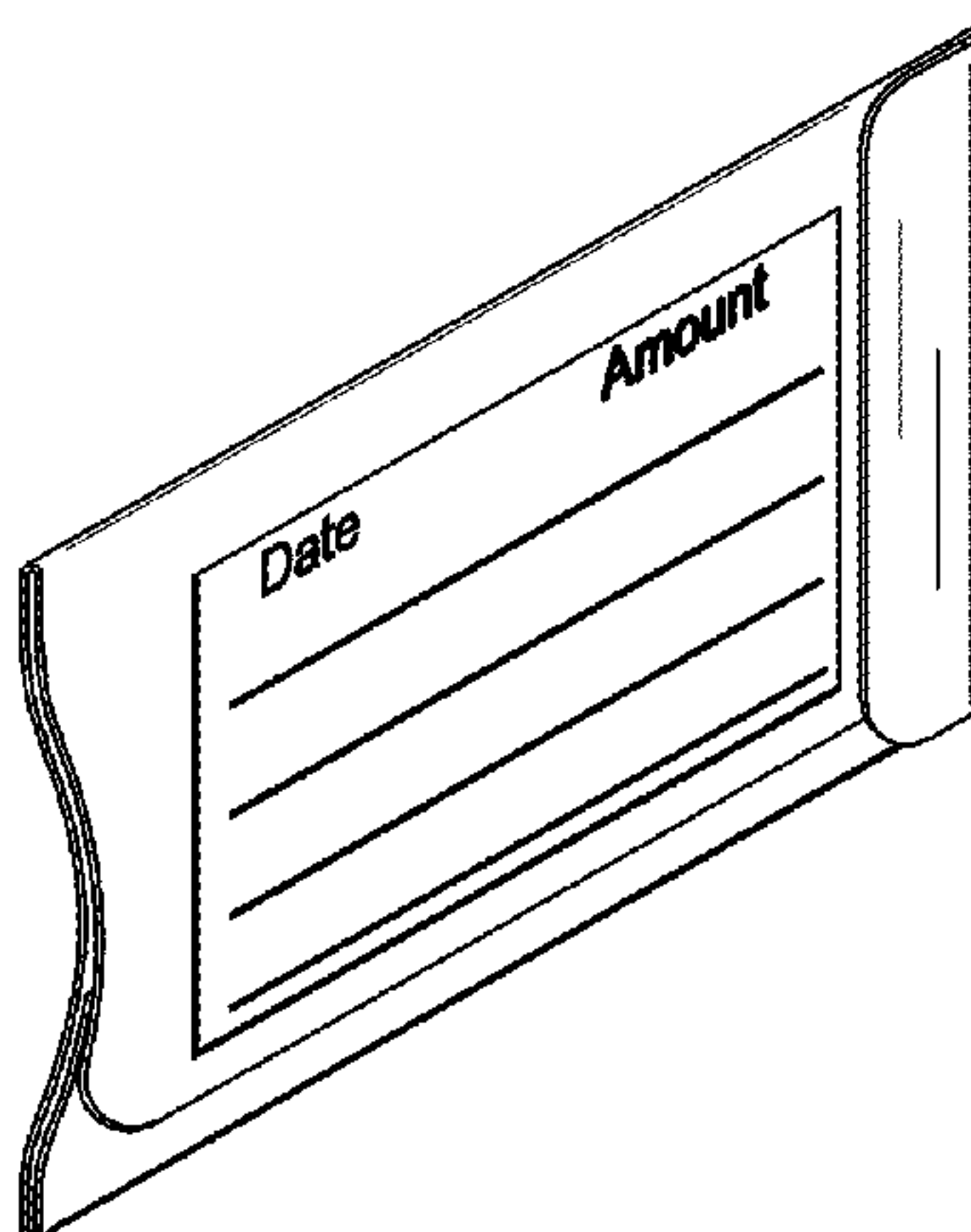
FIG. 18 is a back view of the third embodiment of the transaction card sleeve;

FIG. 19 is a left side view of the third embodiment of the transaction card sleeve;

FIG. 20 is a right side view of the third embodiment of the transaction card sleeve; and,

FIG. 21 is a bottom view of the third embodiment of the transaction card sleeve.

1 Claim, 3 Drawing Sheets



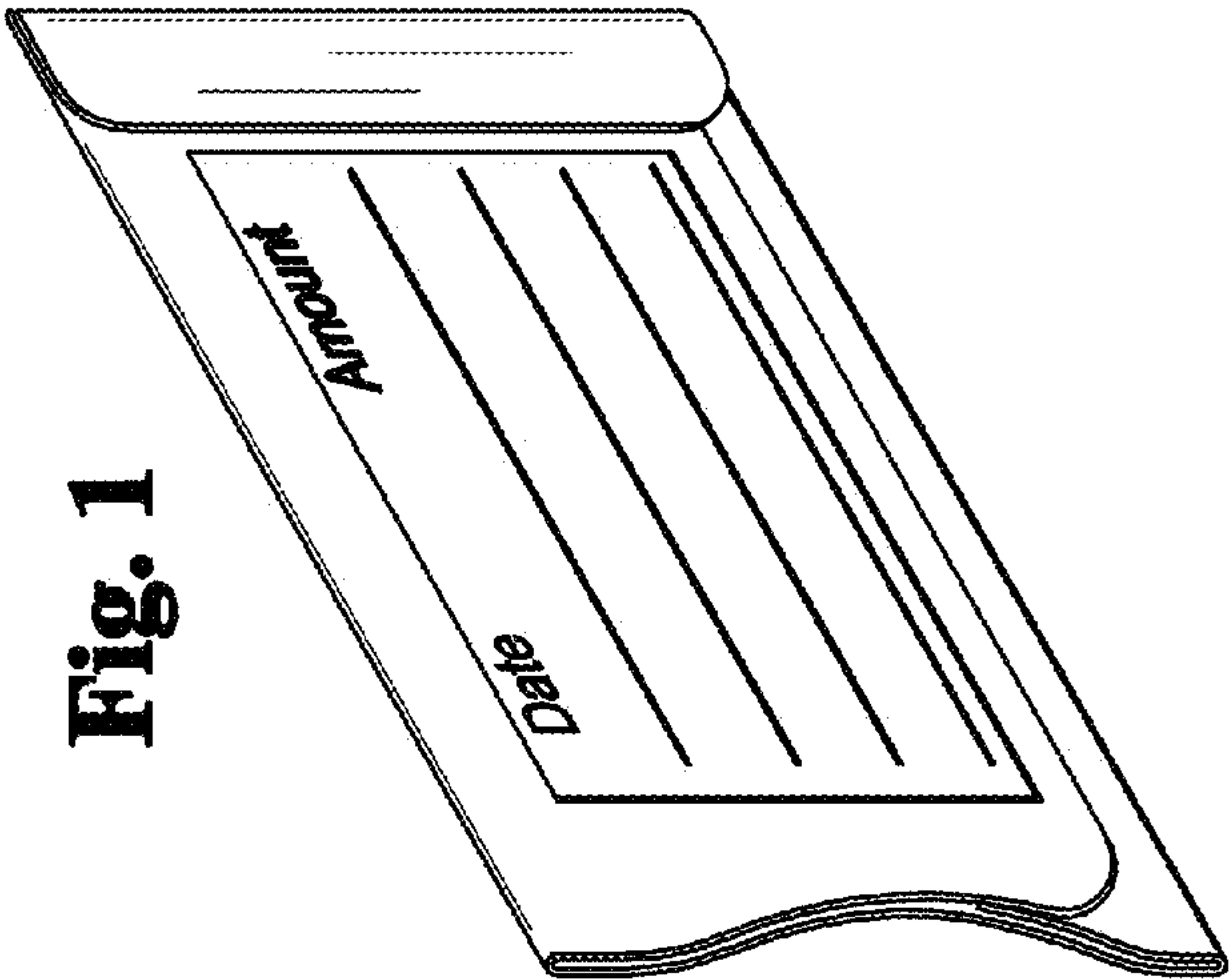


Fig. 1




Fig. 2

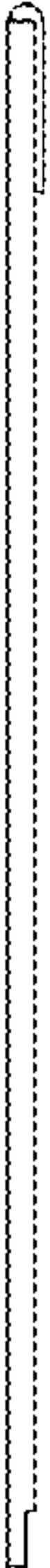


Fig. 3



Fig. 5

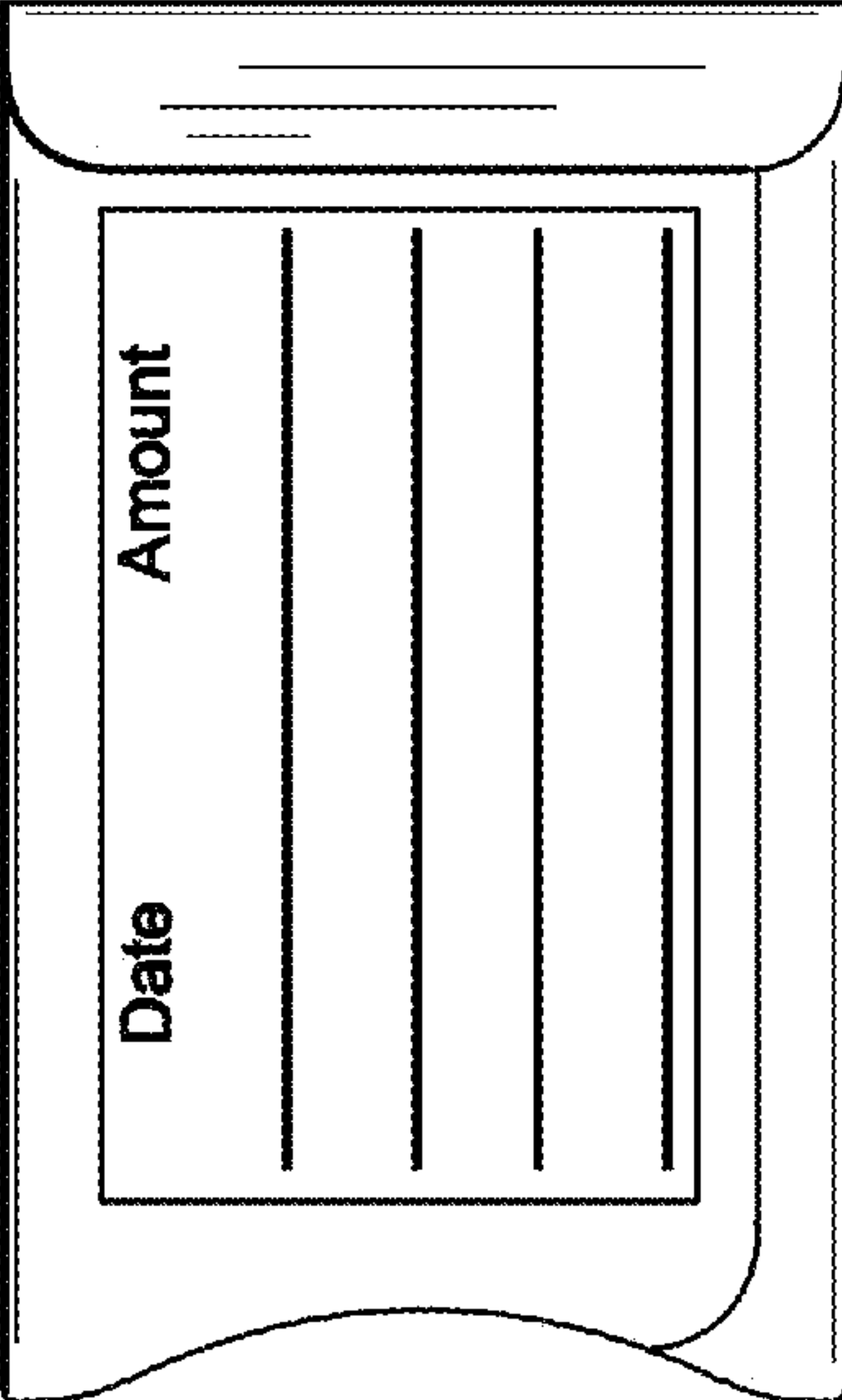


Fig. 4




Fig. 6

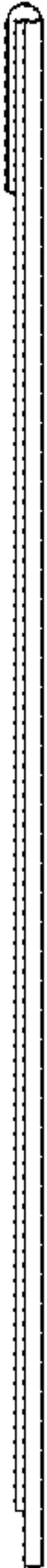


Fig. 7

