



US00D748391S

(12) **United States Design Patent**
Cherneski

(10) **Patent No.:** **US D748,391 S**
(45) **Date of Patent:** **** Feb. 2, 2016**

(54) **SOCK WITH PATTERN OF SQUARES**

D728,899 S * 5/2015 Bates D2/745
2004/0221371 A1* 11/2004 Kato 2/239
2012/0058316 A1* 3/2012 Cherneski 428/197

(71) Applicant: **James Paul Cherneski**, Bel Air, MD
(US)

FOREIGN PATENT DOCUMENTS

(72) Inventor: **James Paul Cherneski**, Bel Air, MD
(US)

CN	301918108	5/2012
CN	302387055	4/2013
CN	302460868	6/2013
CN	302529948	8/2013
CN	302529965	8/2013
CN	302738617	2/2014
KR	300483487	3/2008

(**) Term: **14 Years**

* cited by examiner

(21) Appl. No.: **29/489,695**

(22) Filed: **May 2, 2014**

(51) **LOC (10) Cl.** **02-04**

Primary Examiner — George D Kirschbaum

(52) **U.S. Cl.**

Assistant Examiner — Jennifer Watkins

USPC **D2/994**; D2/989; D2/980

(74) *Attorney, Agent, or Firm* — Ash Tankha; Lipton,
Weinberger & Husick

(58) **Field of Classification Search**

USPC D2/980–994, 959; D24/192; 2/239–242
CPC D04B 1/26; D04B 1/265; D04B 1/02;
D04B 1/108; D04B 1/12; D04B 1/18; D04B
9/56; D04B 15/48; D04B 15/50; D04B 21/18;
D04B 9/52; A61F 13/08; A61F 13/064;
A61F 13/066; A61F 13/067; A41B 11/003;
A41B 11/02; A41B 11/00

(57) **CLAIM**

The ornamental design for a sock with pattern of squares, as shown and described.

See application file for complete search history.

DESCRIPTION

(56) **References Cited**

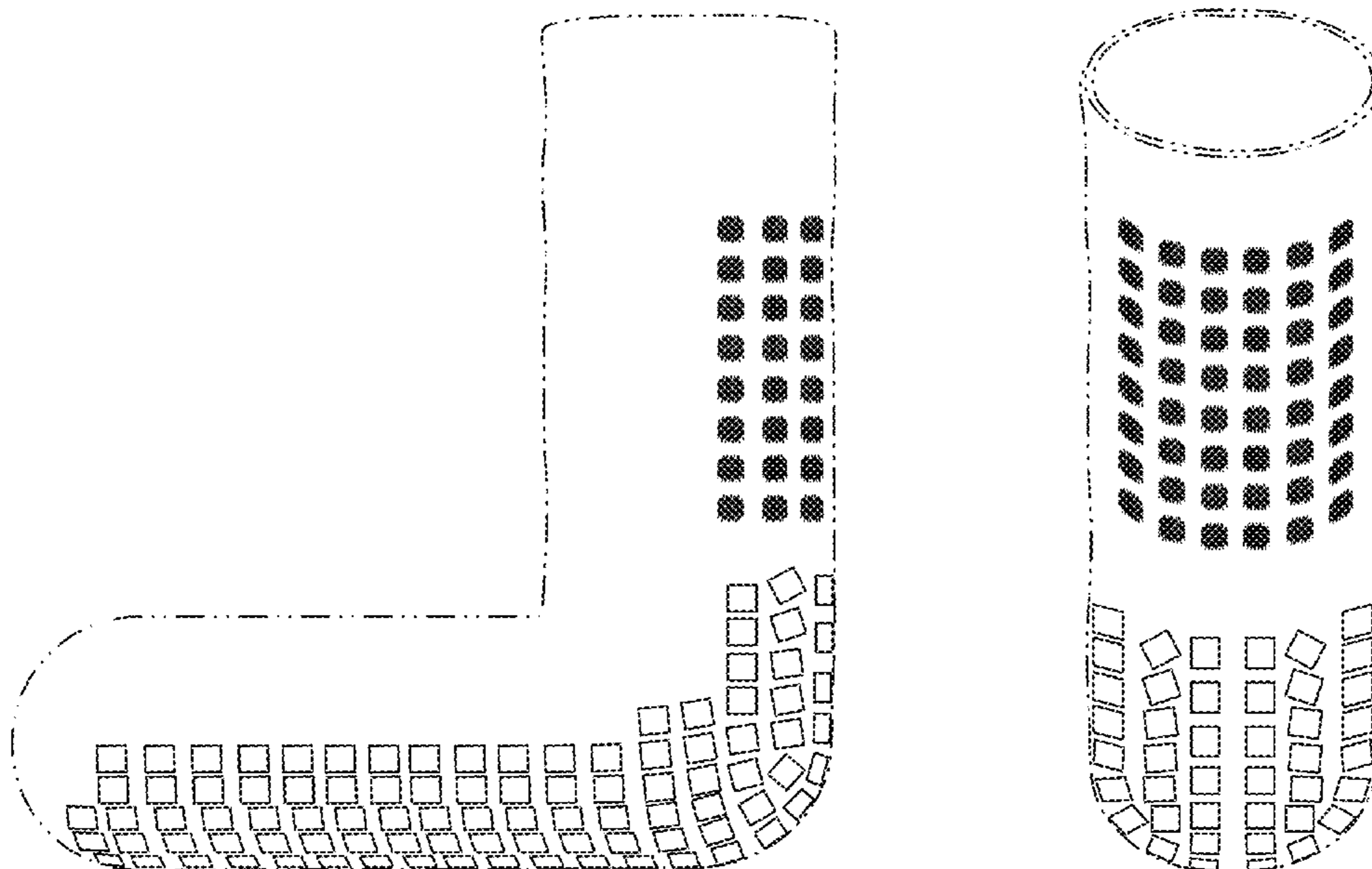
U.S. PATENT DOCUMENTS

D342,375 S * 12/1993 Nichol, Jr. D2/959
5,417,091 A * 5/1995 Moser 66/178 R
6,324,874 B2* 12/2001 Fujimoto 66/185
D632,467 S * 2/2011 Lubart D2/959
D681,313 S * 5/2013 Goins D2/900

FIG. 1 is a right side elevation view of an ornamental design for a sock with pattern of squares;
FIG. 2 is a left side elevation view thereof;
FIG. 3 is a rear elevation view thereof;
FIG. 4 is a top perspective view thereof;
FIG. 5 is a bottom perspective view thereof; and,
FIG. 6 is a rear perspective view thereof.

The broken line showing of a sock in FIGS. 1-6 is for the purpose of illustrating environment and forms no part of the claimed design.

1 Claim, 6 Drawing Sheets



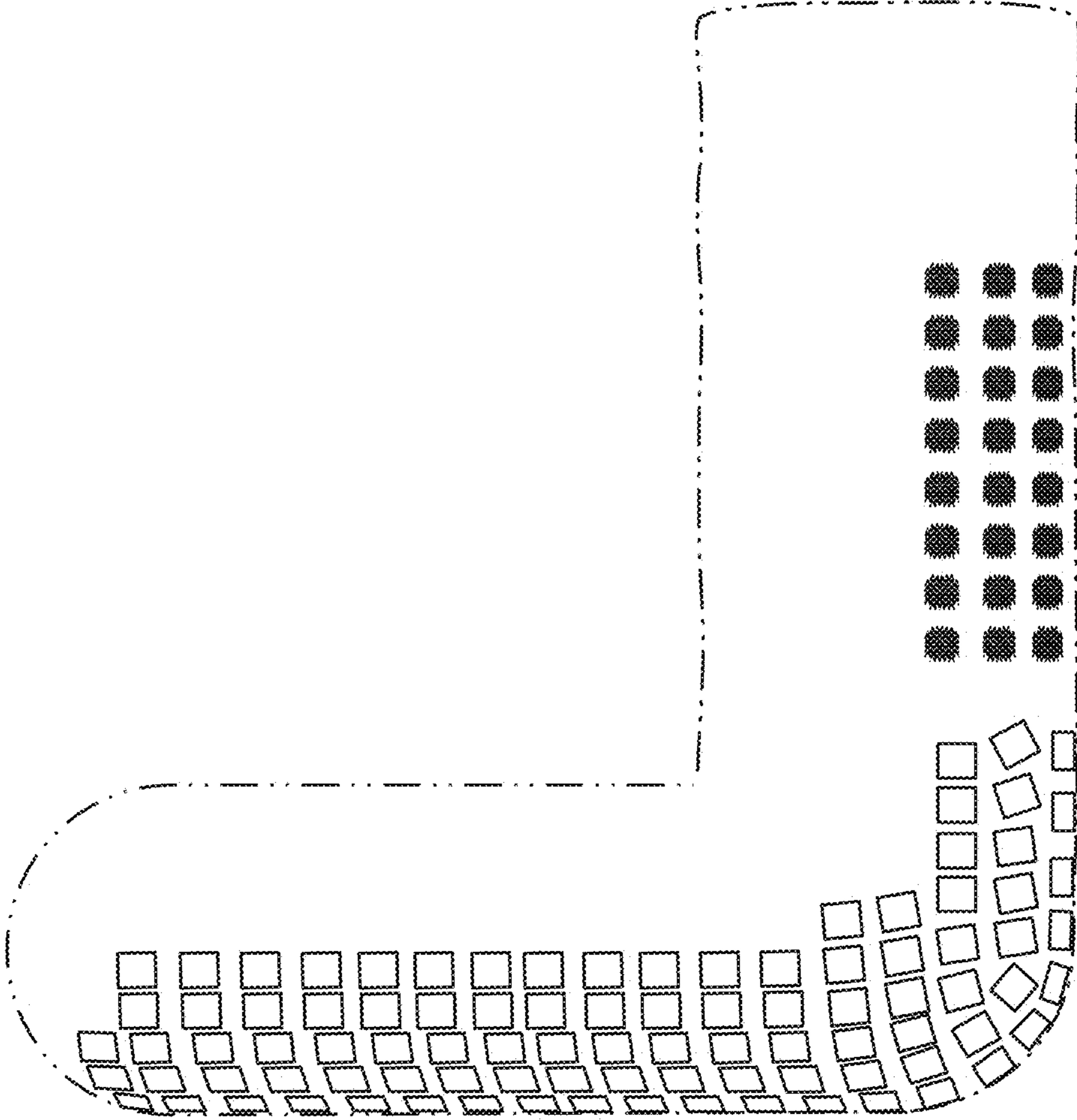


FIG. 1

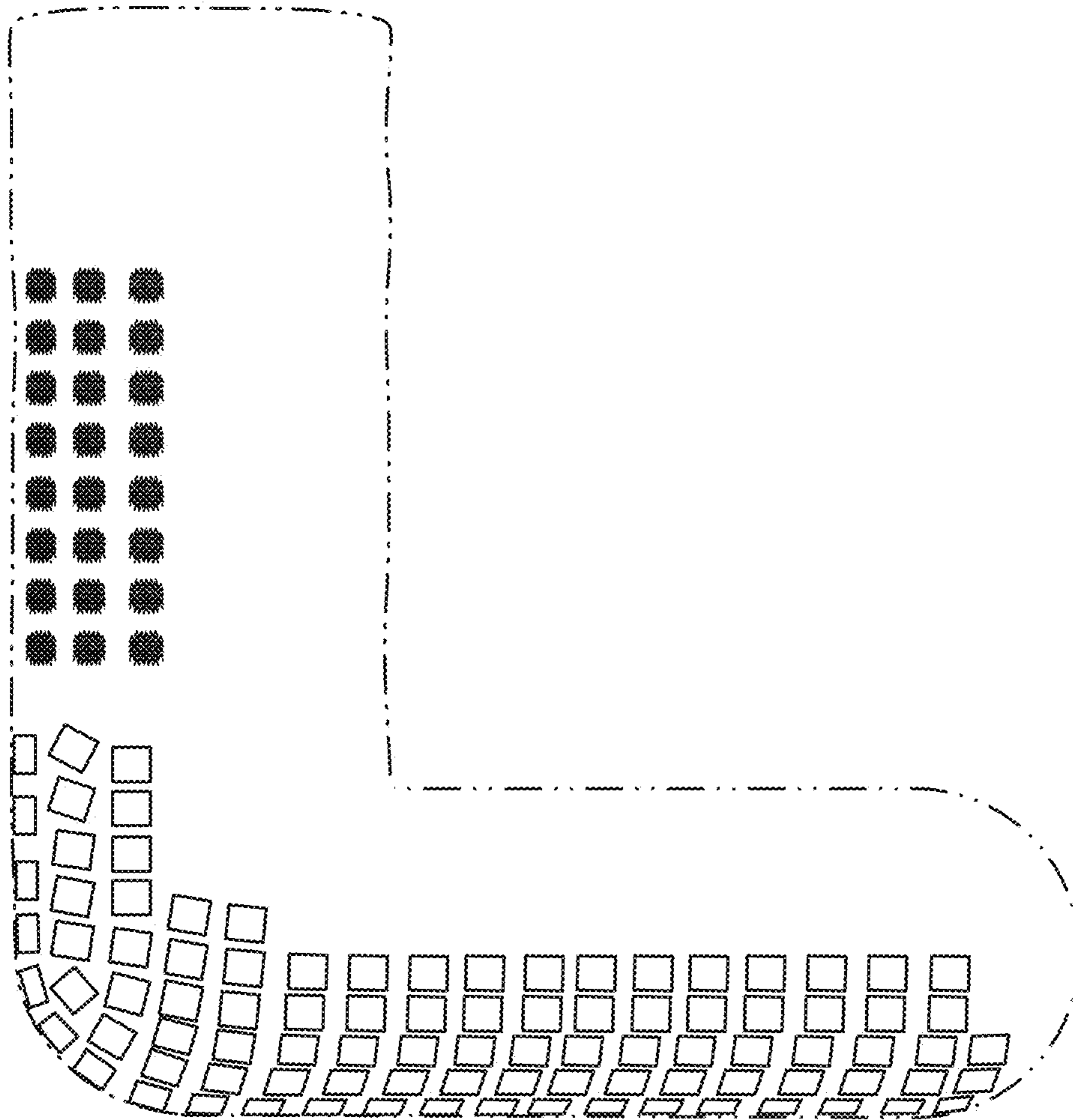


FIG. 2




FIG. 3

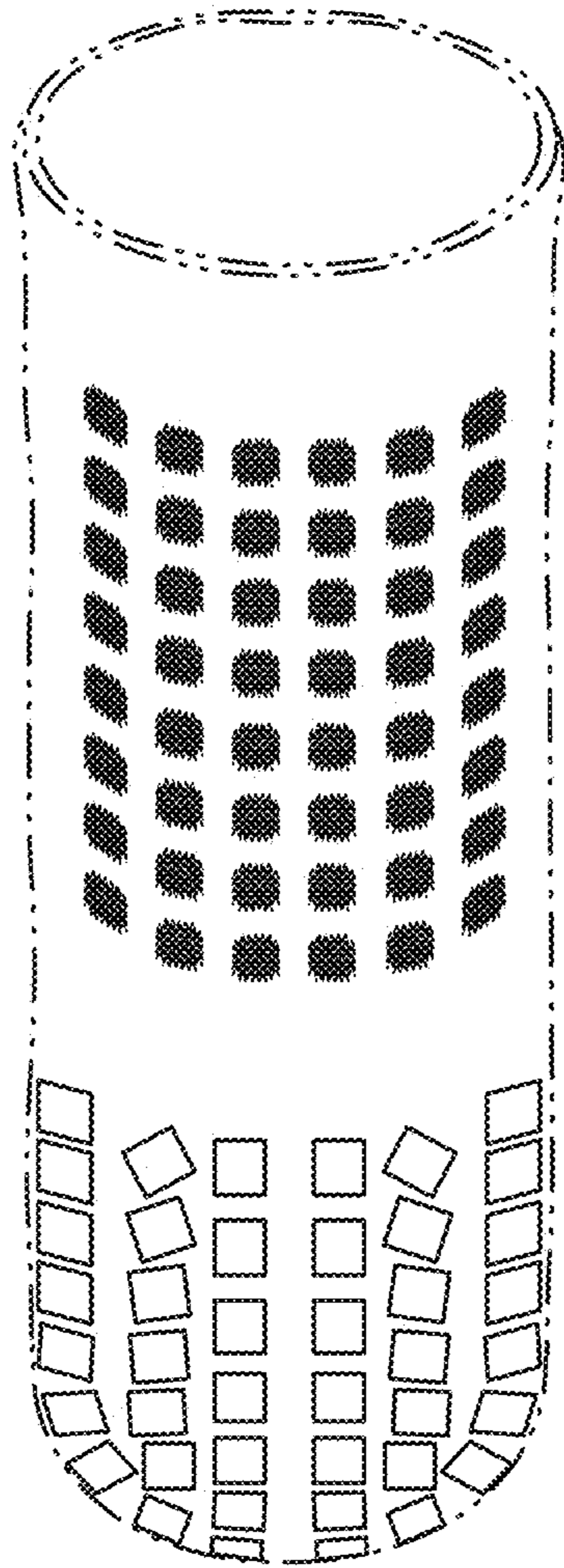


FIG. 4

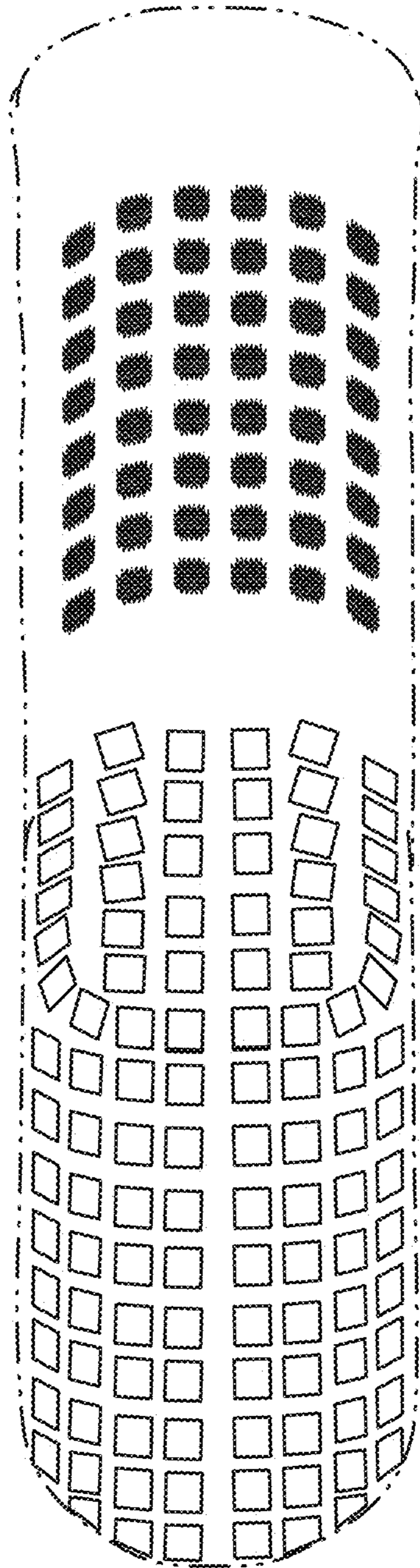


FIG. 5

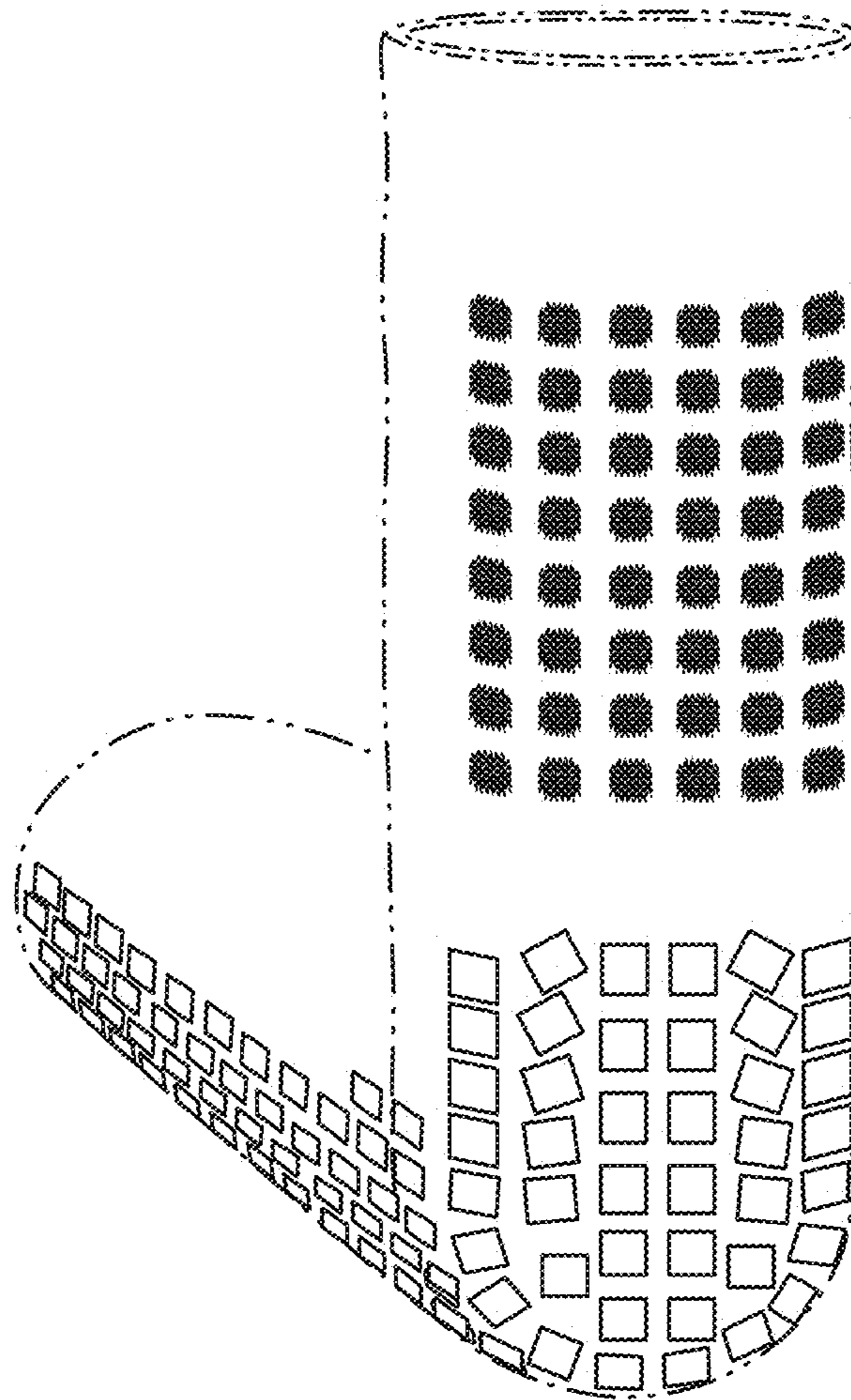


FIG. 6