



US00D748389S

(12) **United States Design Patent**  
**Small**

(10) **Patent No.:** **US D748,389 S**

(45) **Date of Patent:** **\*\* Feb. 2, 2016**

(54) **SHOE UPPER**

(71) Applicant: **NIKE, Inc.**, Beaverton, OR (US)

(72) Inventor: **Jessica Small**, Portland, OR (US)

(73) Assignee: **NIKE, Inc.**, Beaverton, OR (US)

(\*\*) Term: **15 Years**

(21) Appl. No.: **29/528,532**

(22) Filed: **May 29, 2015**

(51) **LOC (10) Cl.** ..... **02-99**

(52) **U.S. Cl.**  
USPC ..... **D2/972**

(58) **Field of Classification Search**  
USPC ..... D2/902, 906-908, 944, 969, 971-974  
CPC .. A43B 13/181; A43B 13/141; A43B 13/186;  
A43B 13/188; A43B 23/00; A43B 23/02;  
A43B 5/00; A43B 23/26; A43B 1/04; A43B  
11/14; A43B 7/00

See application file for complete search history.

(56) **References Cited**

**U.S. PATENT DOCUMENTS**

D14,605 S *	2/1884	Hiller .....	D2/974
1,737,748 A *	12/1929	Anderson .....	A43B 7/06 36/3 A
D111,678 S *	10/1938	Hurwit .....	D2/944
D113,577 S *	2/1939	Snyder .....	D2/974
D114,457 S *	4/1939	Ochs .....	D2/944
D115,327 S *	6/1939	Bickford .....	D2/974
D121,340 S *	7/1940	Scherer .....	D2/944
D332,694 S	1/1993	Marziali et al.	
D379,709 S	6/1997	Francis et al.	
D449,923 S *	11/2001	Doxey .....	D2/972
D467,723 S *	12/2002	Gerber .....	D2/972

D527,518 S *	9/2006	Harlow .....	D2/972
D543,345 S *	5/2007	Andersen .....	D2/916
D547,039 S *	7/2007	Belley .....	D2/969
D553,339 S	10/2007	Fogg	
D564,193 S *	3/2008	Horne .....	D2/969
D578,294 S	10/2008	Mervar et al.	
D579,643 S *	11/2008	Wolf .....	D2/923
D648,114 S	11/2011	Martin	
D648,115 S	11/2011	Williams, Jr.	
D649,759 S	12/2011	Williams, Jr.	
D667,622 S *	9/2012	Spring .....	D2/969
D675,007 S	1/2013	Shyllon	
D675,008 S	1/2013	VanHook	
D676,639 S	2/2013	Spring	
D681,932 S	5/2013	Parrett	
D683,125 S	5/2013	Parrett	

\* cited by examiner

*Primary Examiner* — Dominic Simone

(74) *Attorney, Agent, or Firm* — Banner & Witcoff, Ltd.

(57) **CLAIM**

The ornamental design for a shoe upper, as shown and described.

**DESCRIPTION**

FIG. 1 is a front perspective view of a shoe upper showing my new design;

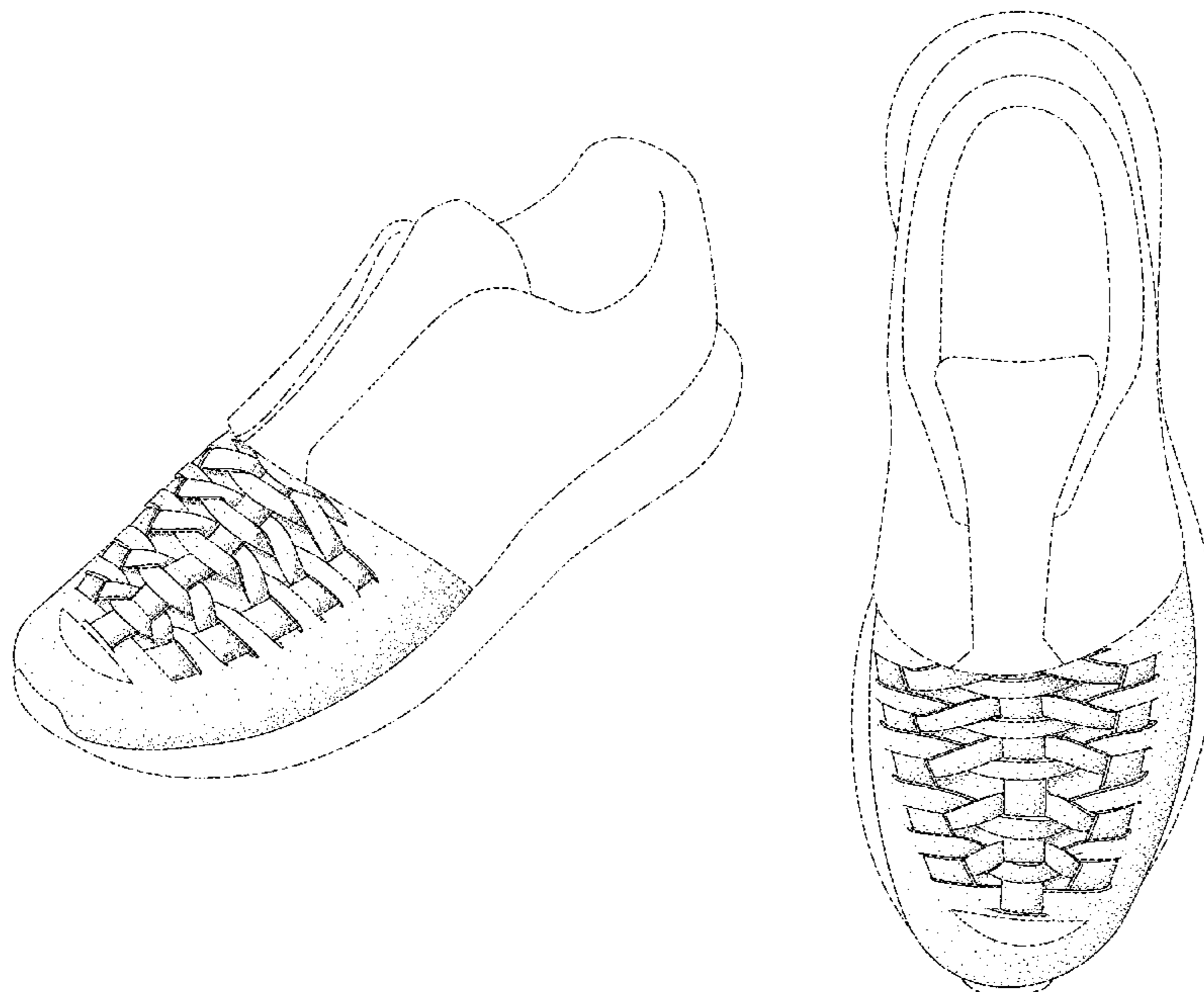
FIG. 2 is a side view thereof;

FIG. 3 second side view thereof; and,

FIG. 4 is a top view thereof.

The broken lines immediately adjacent to the shaded area represent unclaimed boundaries of the design. The one unshaded region within the shaded area forms no part of the claimed design. The broken lines showing the remainder of the shoe are for environmental purposes only and form no part of the claimed design.

**1 Claim, 4 Drawing Sheets**



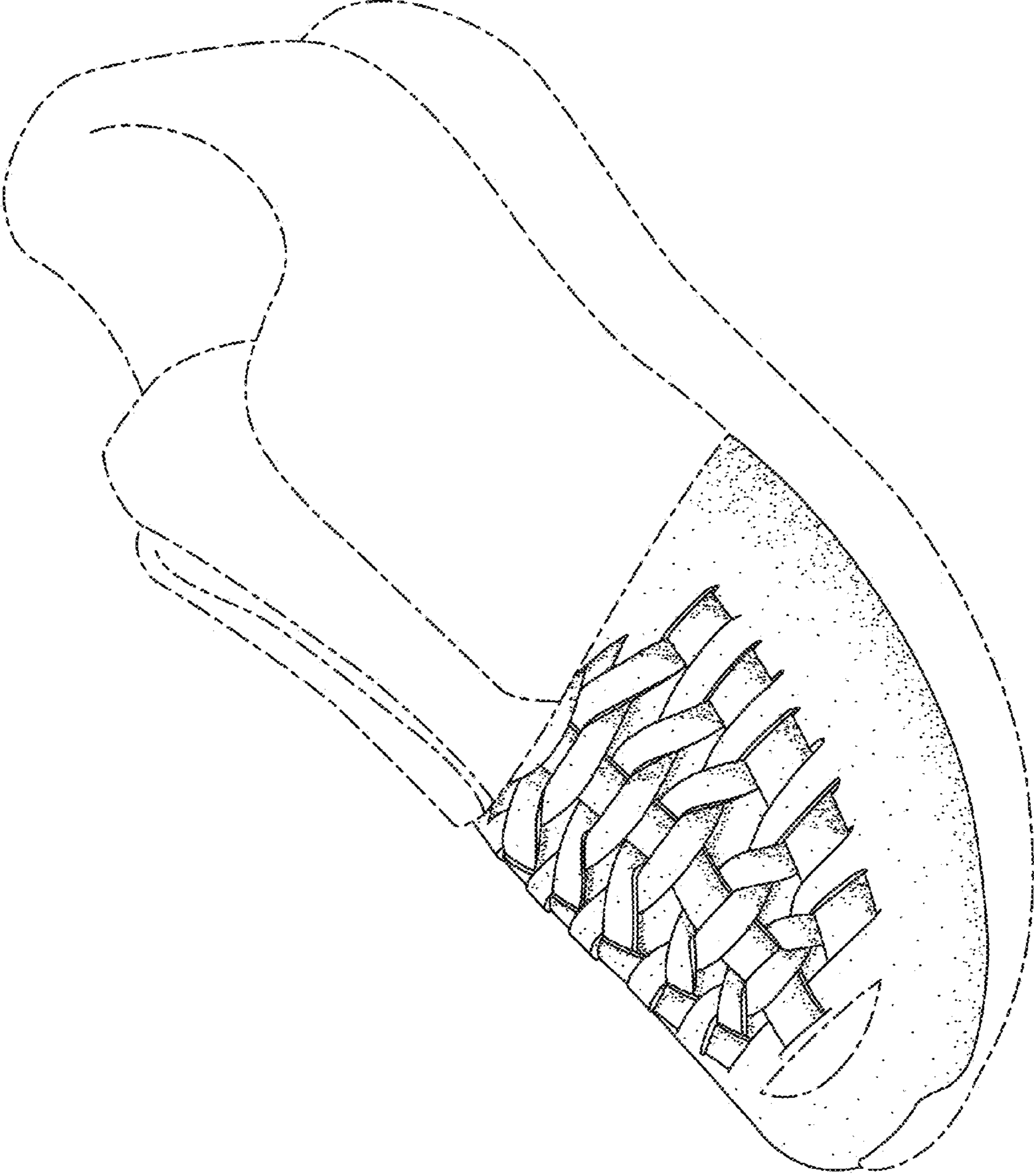


FIG. 1

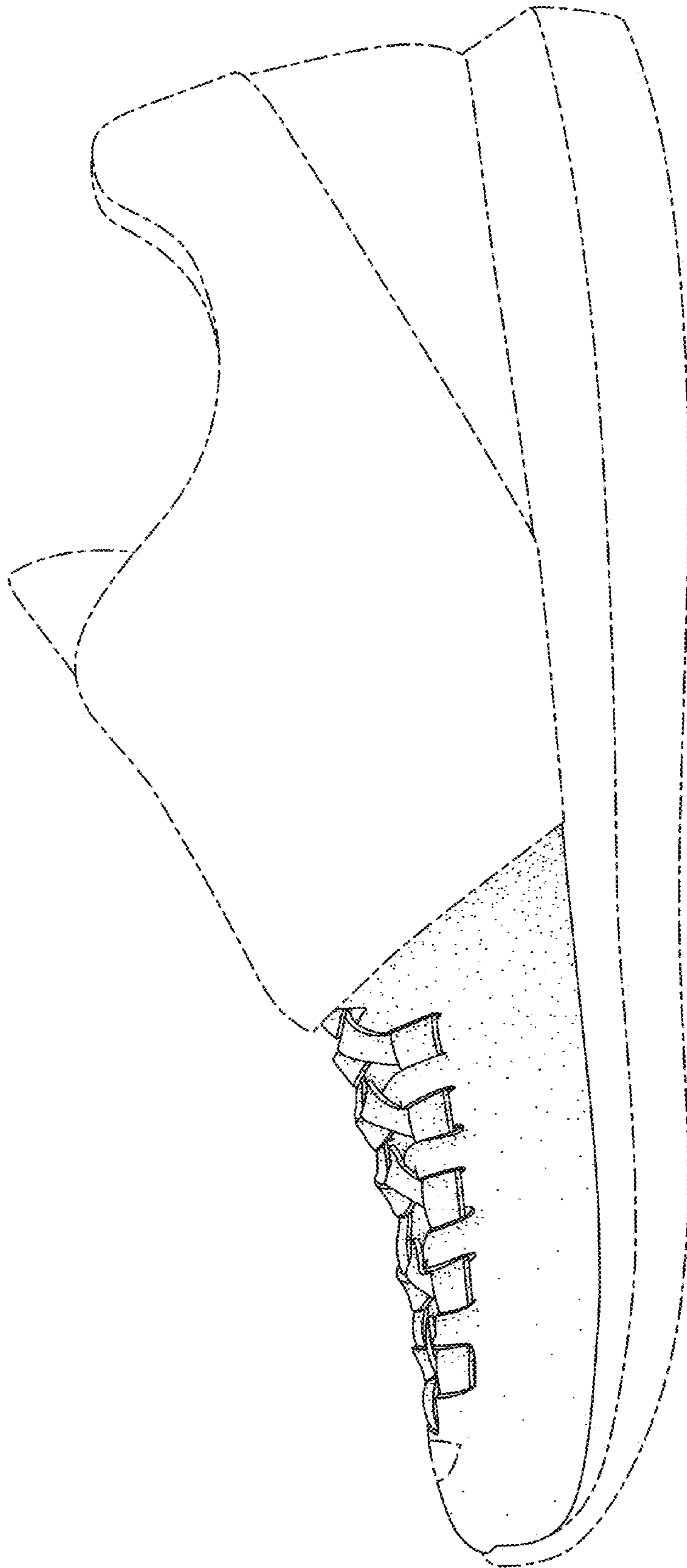


FIG. 2

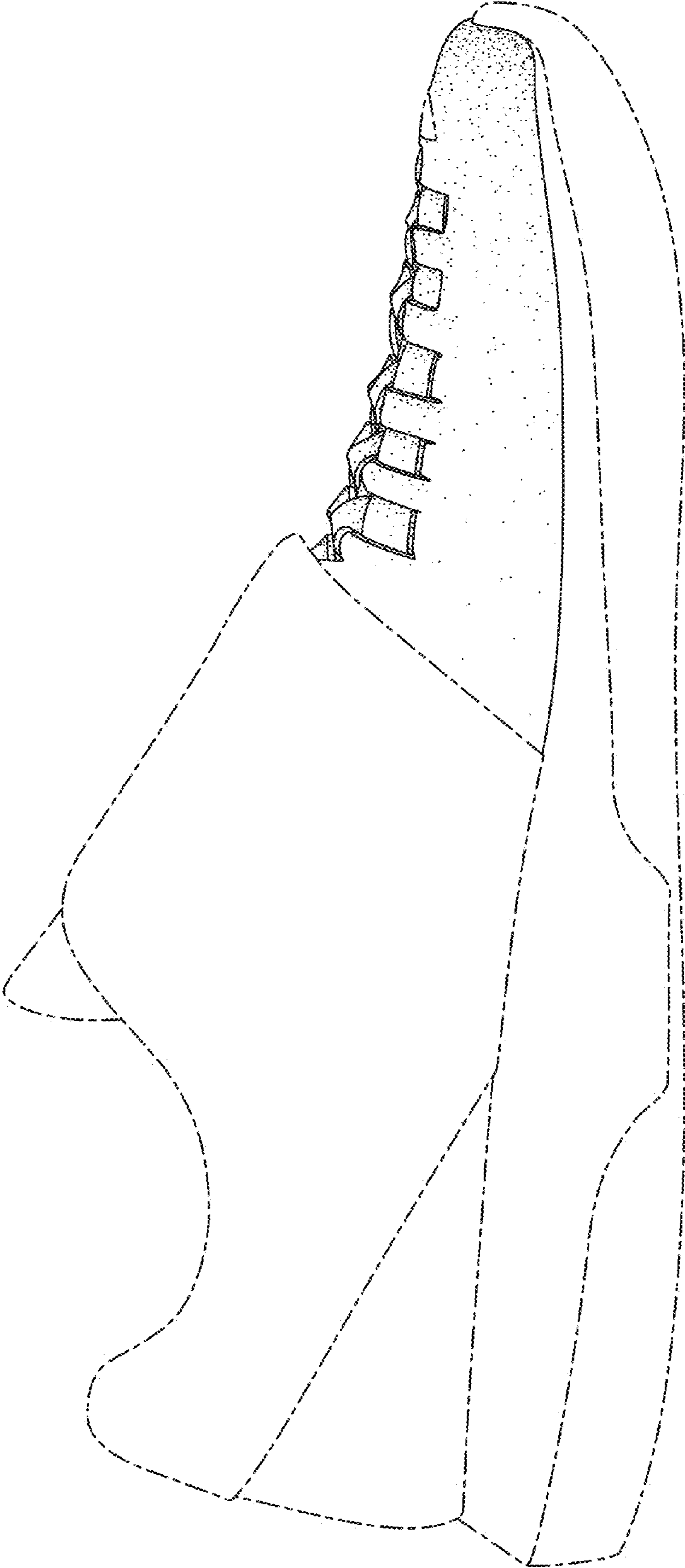


FIG. 3

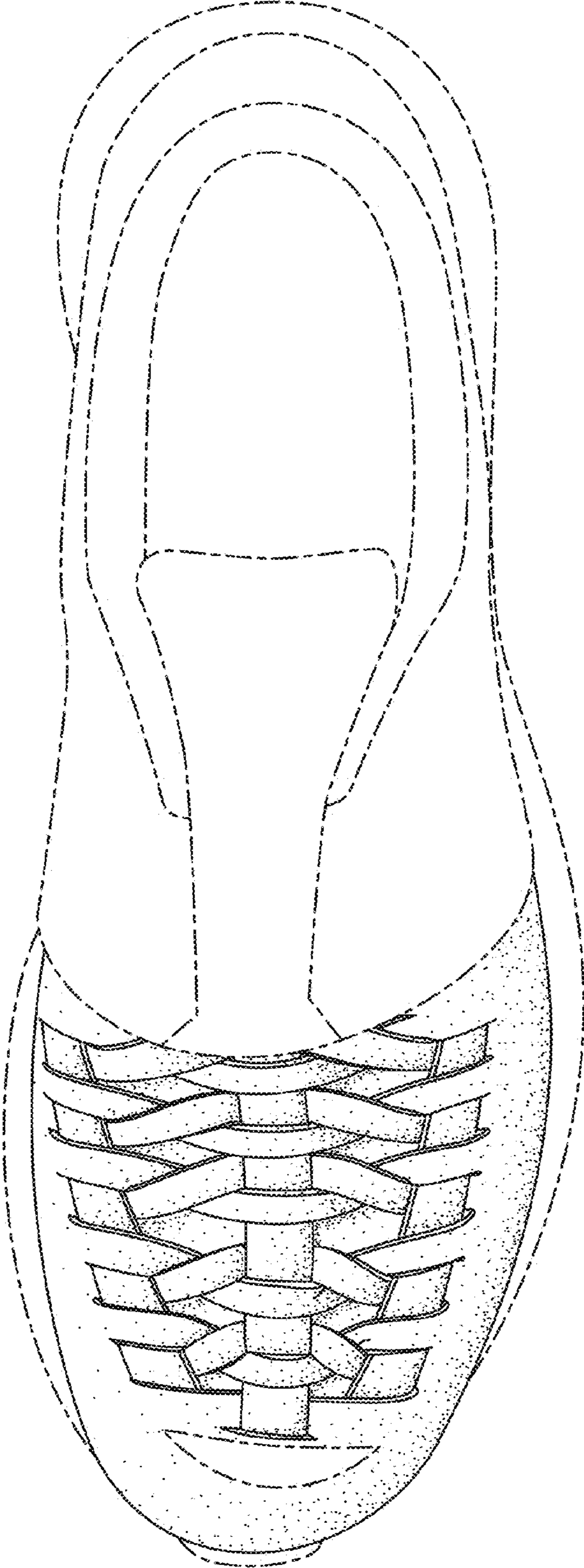


FIG. 4