



US00D748384S

(12) **United States Design Patent**
Raysse

(10) **Patent No.:** **US D748,384 S**
(45) **Date of Patent:** **** Feb. 2, 2016**

- (54) **SHOE OUTSOLE BOTTOM**
- (71) Applicant: **Skechers U.S.A., Inc. II**, Manhattan Beach, CA (US)
- (72) Inventor: **David Raysse**, Los Angeles, CA (US)
- (73) Assignee: **SKECHERS U.S.A., INC. II**, Manhattan Beach, CA (US)
- (**) Term: **15 Years**
- (21) Appl. No.: **29/531,602**
- (22) Filed: **Jun. 26, 2015**
- (51) **LOC (10) Cl.** **02-04**
- (52) **U.S. Cl.**
USPC **D2/954; D2/951**
- (58) **Field of Classification Search**
USPC D2/902, 906, 908, 916, 918, 925,
D2/946-962, 977; 36/3 B, 22 R, 24.5, 25 R,
36/28, 32 R, 34 R, 59 C, 67 A, 103
CPC A43B 13/00; A43B 13/02; A43B 13/023;
A43B 13/026; A43B 13/04; A43B 13/08;
A43B 13/10; A43B 13/12; A43B 13/14;
A43B 13/141; A43B 13/143; A43B 13/16;
A43B 13/18; A43B 13/181; A43B 13/187;
A43B 13/189; A43B 13/20; A43B 13/22;
A43B 13/223; A43B 13/24; A43B 13/28;
A43B 13/30; A43B 13/32; A43B 13/34;
A43B 13/36
See application file for complete search history.

- D417,945 S 12/1999 Merceron
- D426,053 S 6/2000 Santa
- D459,061 S 6/2002 Lotti
- D459,067 S 6/2002 Lotti
- D467,711 S 12/2002 Chen
- D573,333 S 7/2008 Petrie
- D599,088 S 9/2009 Kay et al.
- D651,788 S 1/2012 Raysse
- D652,613 S 1/2012 Raysse
- D652,614 S 1/2012 Raysse
- D661,882 S 6/2012 Raysse
- D662,295 S 6/2012 Raysse
- D662,700 S 7/2012 Raysse
- D663,927 S * 7/2012 Teng-Lee D2/947
- D663,929 S 7/2012 Teng-Lee
- D667,206 S 9/2012 Teng-Lee
- D667,618 S 9/2012 Raysse
- D679,488 S 4/2013 Raysse
- D680,312 S 4/2013 Raysse

(Continued)

Primary Examiner — T. Chase Nelson
(74) *Attorney, Agent, or Firm* — Marshall A. Lerner; Marvin H. Kleinberg; Kleinberg & Lerner, LLP


(57) **CLAIM**
The ornamental design for a shoe outsole bottom, as shown and described.

DESCRIPTION

FIG. 1 is a perspective view of a shoe outsole bottom in accordance with my new design.
FIG. 2 is a left side view thereof;
FIG. 3 is a right side view thereof;
FIG. 4 is a top plan view thereof;
FIG. 5 is a bottom plan view thereof;
FIG. 6 is a rear elevation view thereof; and,
FIG. 7 is a front elevation view thereof.
Broken lines showing the remainder of the shoe in the figures are for illustrative purposes only and form no part of the claimed invention.

1 Claim, 6 Drawing Sheets

- (56) **References Cited**
U.S. PATENT DOCUMENTS
D64,914 S 6/1924 McDonald
D241,988 S 10/1976 Famolare, Jr.
D248,192 S * 6/1978 Stevenson D2/908
D303,317 S 9/1989 Nakano
D395,156 S 6/1998 Adam



(56)

References Cited

U.S. PATENT DOCUMENTS

D683,937 S *	6/2013	Raysse	D2/947			
D683,941 S	6/2013	Raysse					
D685,984 S	7/2013	Raysse					
D707,930 S *	7/2014	Raysse	D2/954			
D711,636 S *	8/2014	Christensen et al.	D2/954			
D719,329 S *	12/2014	Smith et al.	D2/954			
8,935,861 B2 *	1/2015	Baker et al.	36/97			
		D723,774 S			3/2015	Raysse	
		D725,879 S *			4/2015	Teng-Lee D2/954
		D730,638 S *			6/2015	Christensen et al. D2/954
		2009/0151196 A1 *			6/2009	Schindler et al. 36/29
		2011/0131832 A1 *			6/2011	Brandt et al. 36/29
		2012/0144695 A1 *			6/2012	McDowell et al. 36/28
		2013/0212909 A1 *			8/2013	Bates et al. 36/102
		2013/0263469 A1 *			10/2013	Braunschweiler 36/28
		2014/0325871 A1 *			11/2014	Price et al. 36/28

* cited by examiner

FIG. 1

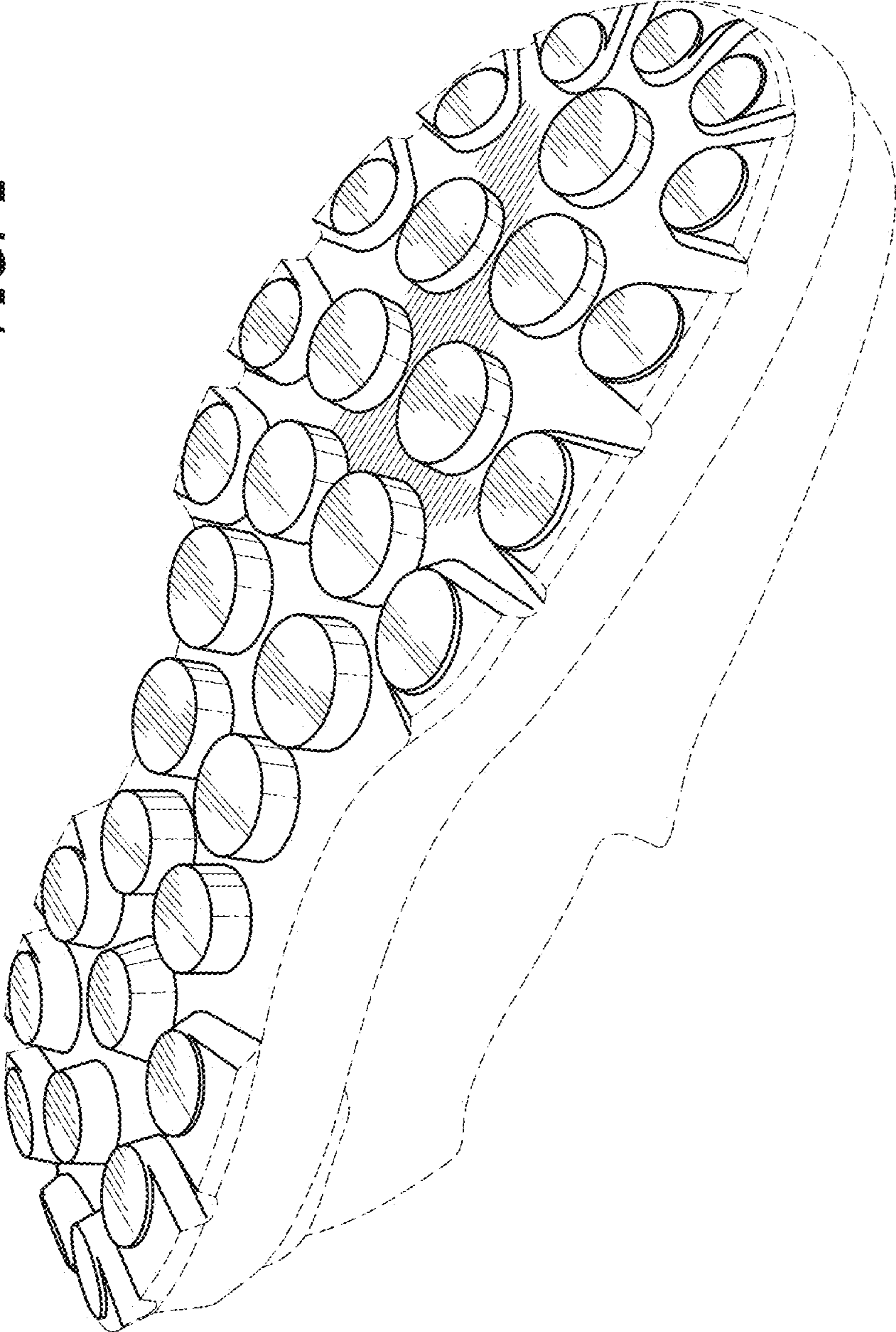
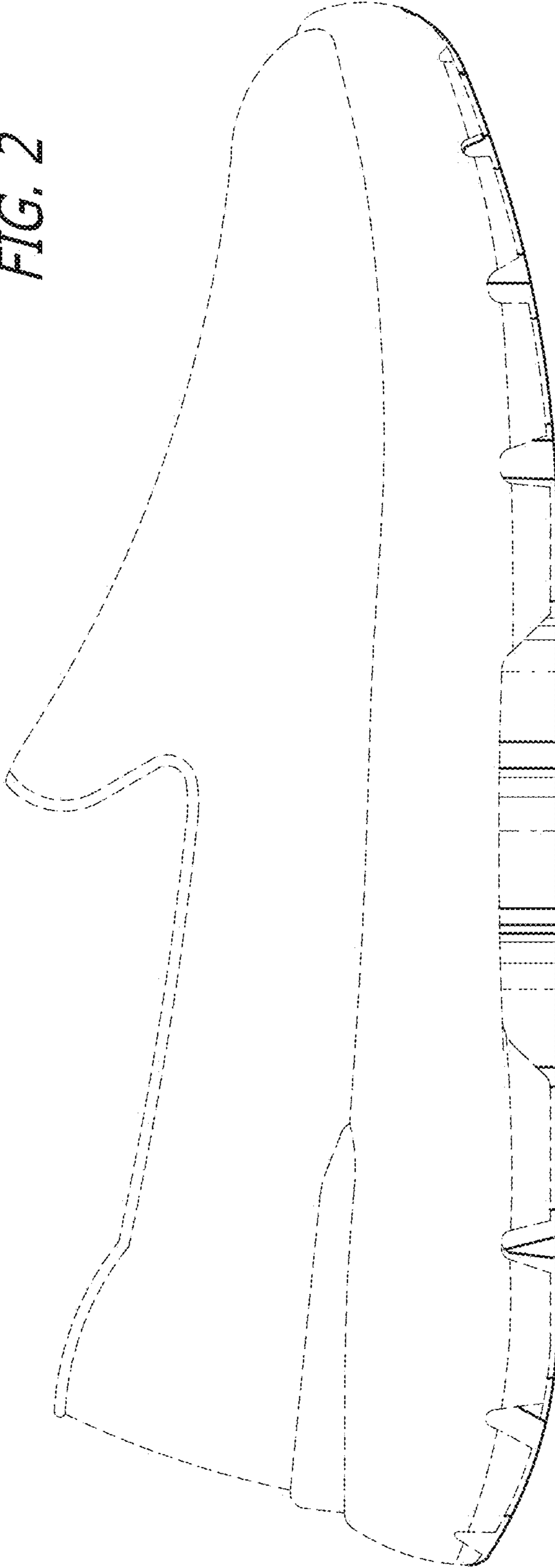


FIG. 2



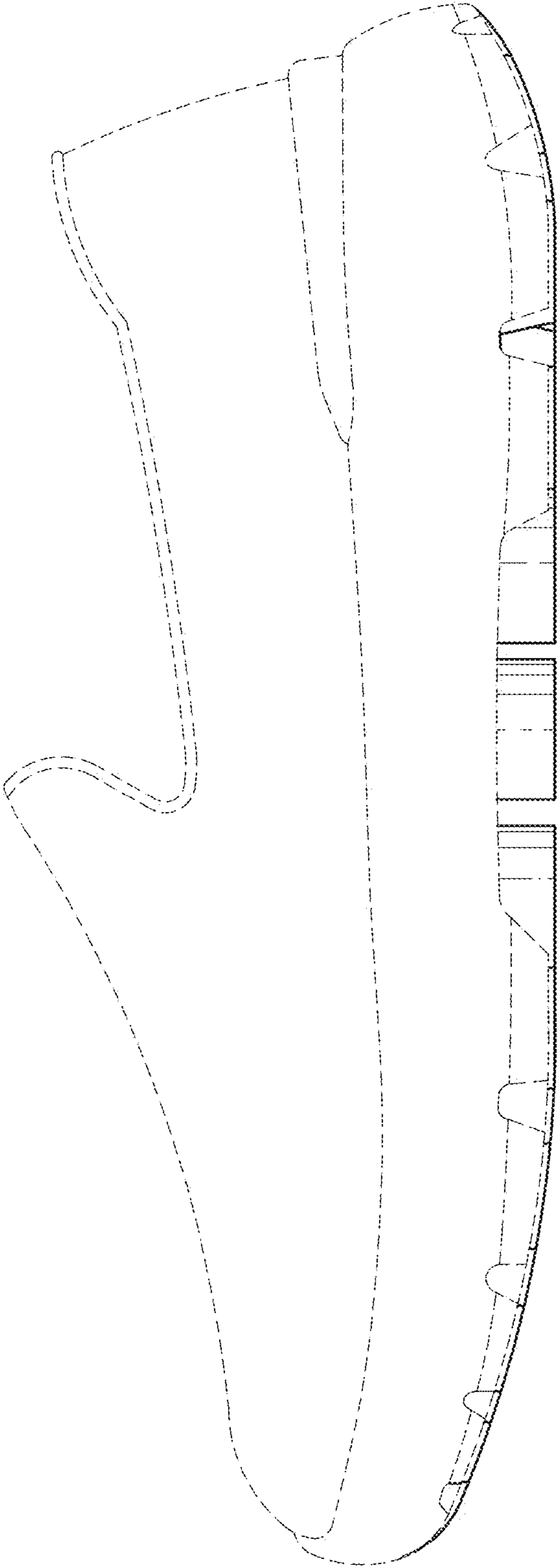


FIG. 3

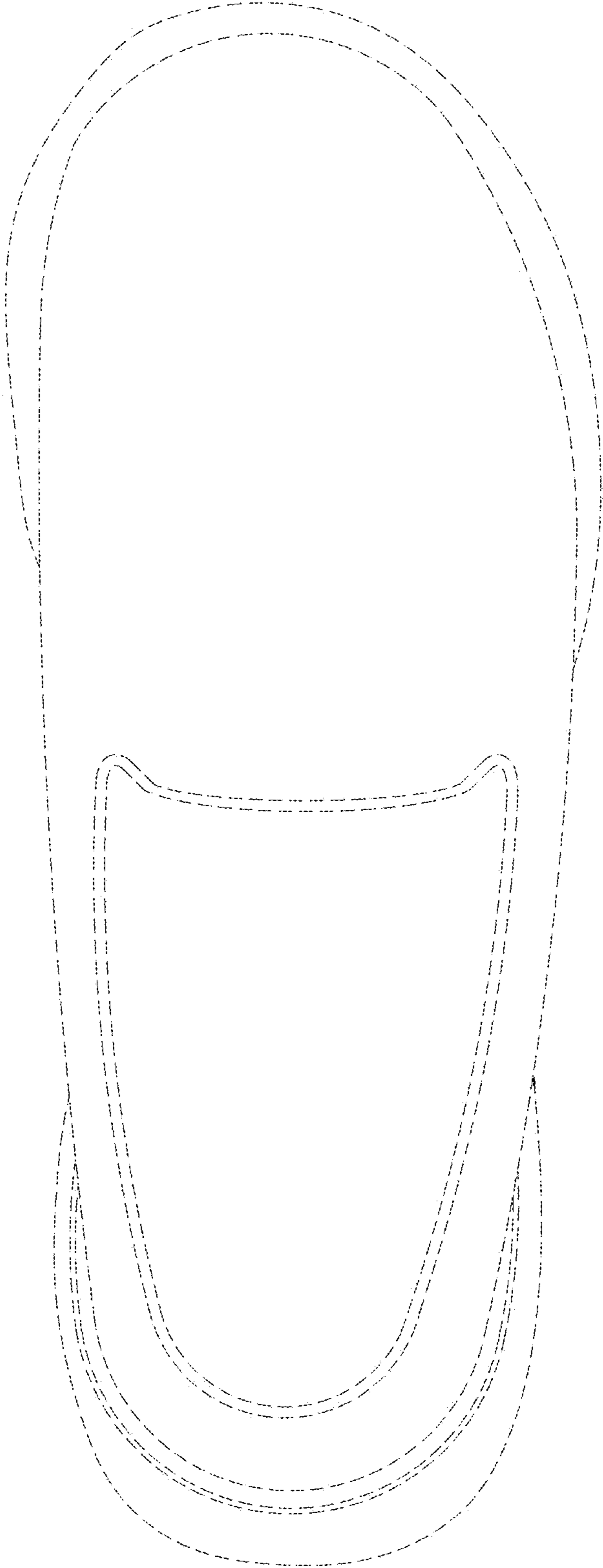


FIG. 4

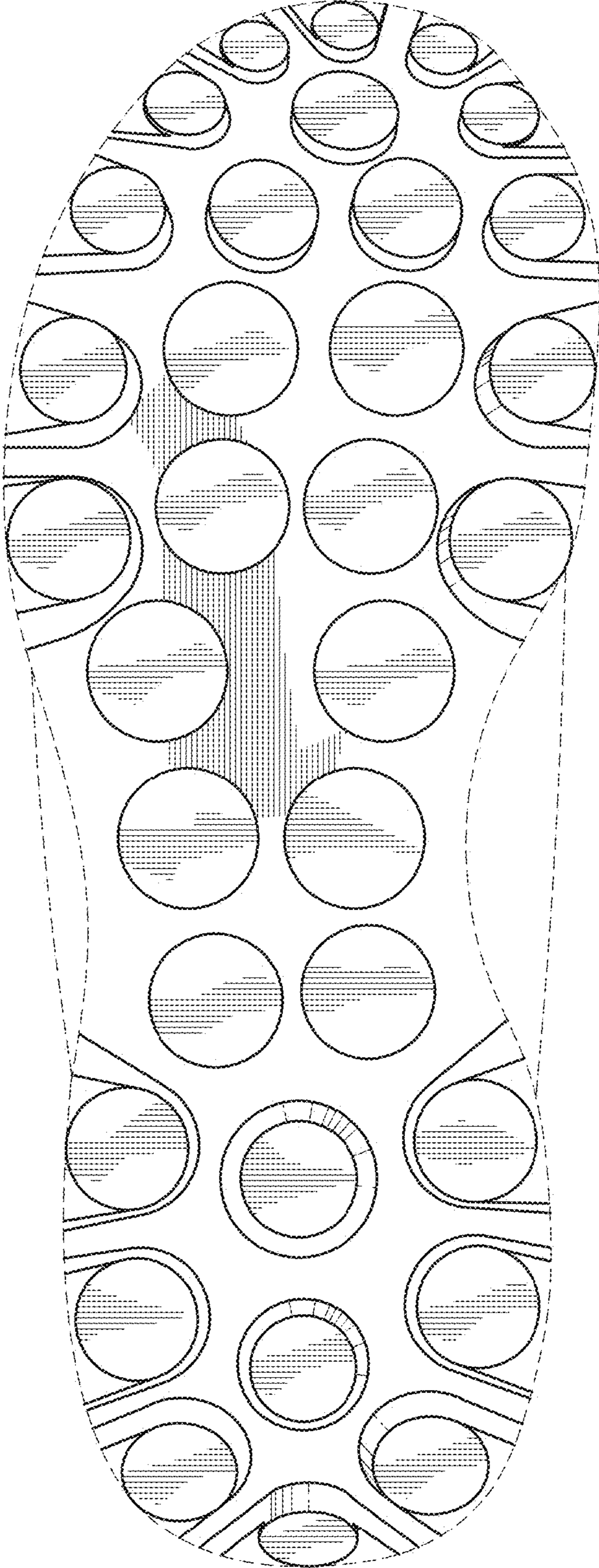


FIG. 5

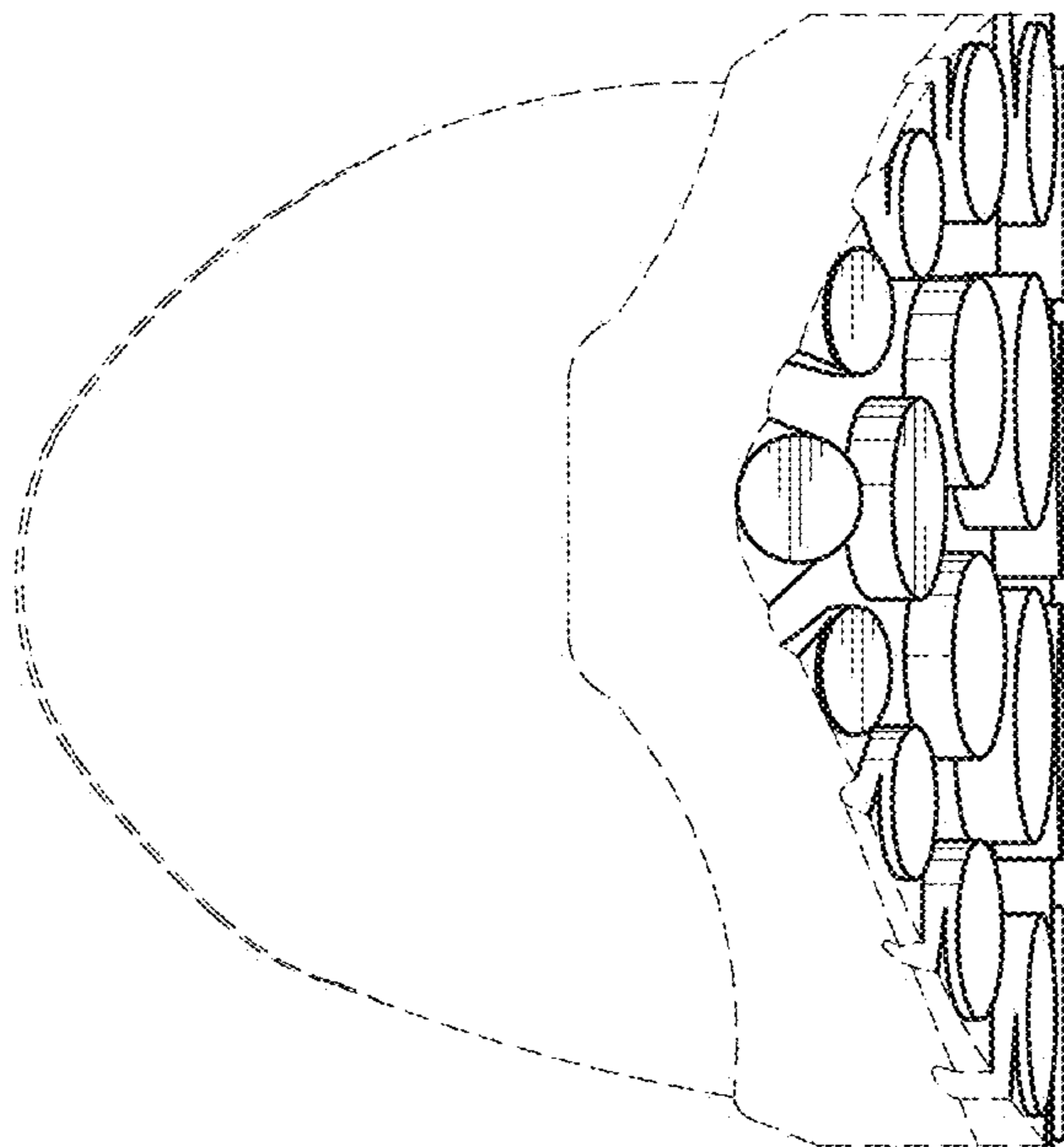


FIG. 6

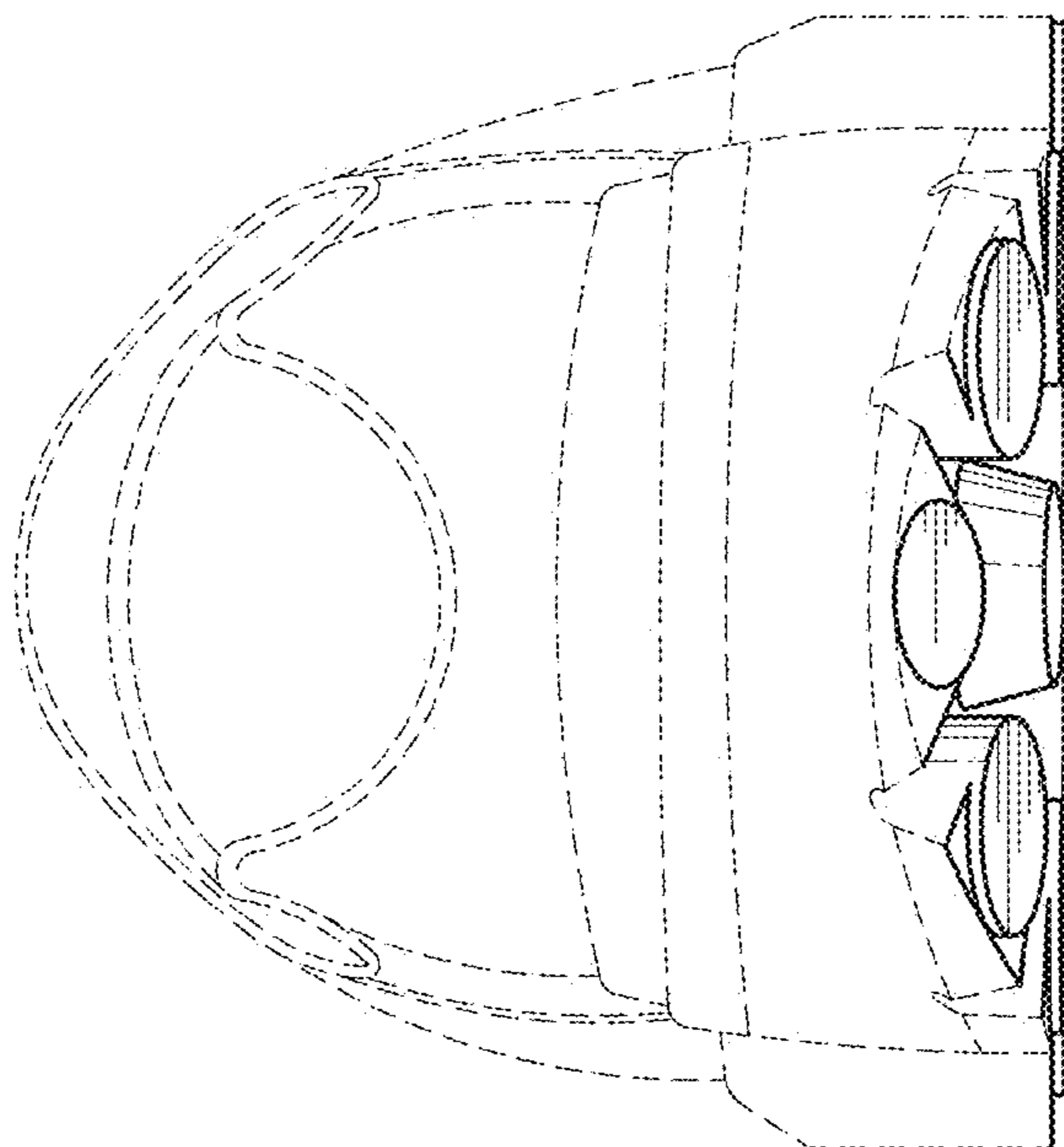


FIG. 7