



US00D748375S

(12) **United States Design Patent**
Frazer

(10) **Patent No.:** **US D748,375 S**
(45) **Date of Patent:** **** Feb. 2, 2016**

- (54) **HAT**
- (71) Applicant: **Gregory James Frazer**, Glendale, CA (US)
- (72) Inventor: **Gregory James Frazer**, Glendale, CA (US)
- (**) Term: **14 Years**
- (21) Appl. No.: **29/487,436**
- (22) Filed: **Apr. 8, 2014**
- (51) **LOC (10) Cl.** **02-03**
- (52) **U.S. Cl.**
USPC **D2/866**
- (58) **Field of Classification Search**
USPC D2/865-895; 2/171, 200.1, 171.02, 2/171.8, 175.1, 175.2, 200.3, 209.11
CPC A42B 1/004; A41G 5/0093
See application file for complete search history.

D378,627 S *	4/1997	O'Brien	D2/889
D402,090 S *	12/1998	Turocy	D2/869
D417,064 S *	11/1999	Gosnell	D2/866
D440,744 S *	4/2001	Shu	D2/882
6,460,193 B1 *	10/2002	Di Palma	A42B 1/004 2/171
D478,613 S *	8/2003	McCray	D17/24
D501,980 S *	2/2005	Siebert	D2/869
D535,458 S *	1/2007	Stuckman	D2/866
D628,364 S *	12/2010	Channer	D2/878
D639,533 S *	6/2011	Holtzhauer	D2/889
D665,154 S *	8/2012	Richards	D2/870
D696,496 S *	12/2013	Hjalmarson	D2/878
2005/0125874 A1 *	6/2005	DeVore	A41D 13/01 2/69
2007/0113319 A1 *	5/2007	Brinn	A41G 3/00 2/174

* cited by examiner

Primary Examiner — Karen E. Eldridge Powers
Assistant Examiner — Kimberly Barnes
 (74) *Attorney, Agent, or Firm* — Danton K. Mak; Leech Tishman Fuscaldo & Lampl

(56) **References Cited**
 U.S. PATENT DOCUMENTS


D39,392 S *	6/1908	Hirschberg	D2/885
1,563,507 A *	12/1925	Mantle	A42B 1/006 2/171.02
D93,053 S *	8/1934	Senz	D2/867
D103,915 S *	3/1937	Rich	D2/892
D108,299 S *	2/1938	Rainess	D2/886
D113,921 S *	3/1939	Schoen	D2/869
D124,140 S *	12/1940	Cashin	D2/881
D219,419 S *	12/1970	O'Searo	D2/870
D230,225 S *	2/1974	Schafler	D2/873
D231,957 S *	7/1974	Veltri	D2/869
D250,497 S *	12/1978	Rocheleau	D2/875
4,138,744 A *	2/1979	Pitzel	A41D 15/04 2/171
D267,208 S *	12/1982	Denison	D2/871
D274,384 S *	6/1984	Koffman	D2/869
D310,751 S *	9/1990	Finley	D2/866
D326,349 S *	5/1992	Clark	D2/870
5,127,107 A *	7/1992	Wood	A63H 3/12 2/173
5,243,707 A *	9/1993	Bodinet	A42B 1/004 2/171

(57) **CLAIM**
 The ornamental design of a hat, described in the specification and illustrated in the drawings.

DESCRIPTION

FIG. 1 is a perspective view showing the hat of the present invention;
 FIG. 2 is a left side elevation view of the hat illustrated in FIG. 1;
 FIG. 3 is a right side elevation view of the hat illustrated in FIG. 1;
 FIG. 4 is a front elevation view of the hat illustrated in FIG. 1;
 FIG. 5 is a rear elevation view of the hat illustrated in FIG. 1;
 FIG. 6 is a top plan view of the hat illustrated in FIG. 1;
 FIG. 7 is a bottom plan view of the hat illustrated in FIG. 1;
 and,
 FIG. 8 is an alternative perspective view of the hat illustrated in FIG. 1, showing the top portion of the hat partially collapsed.

1 Claim, 5 Drawing Sheets



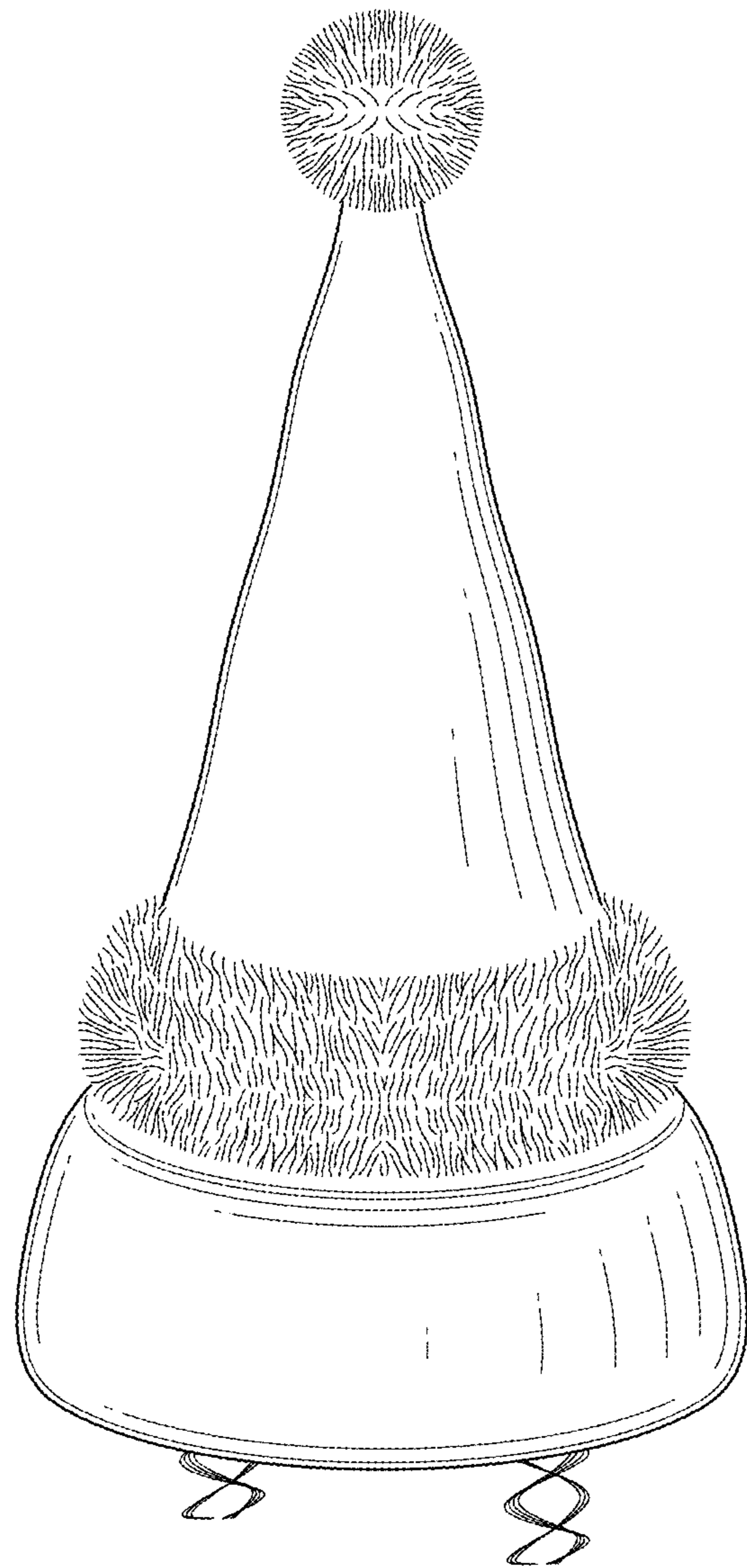


FIG. 1

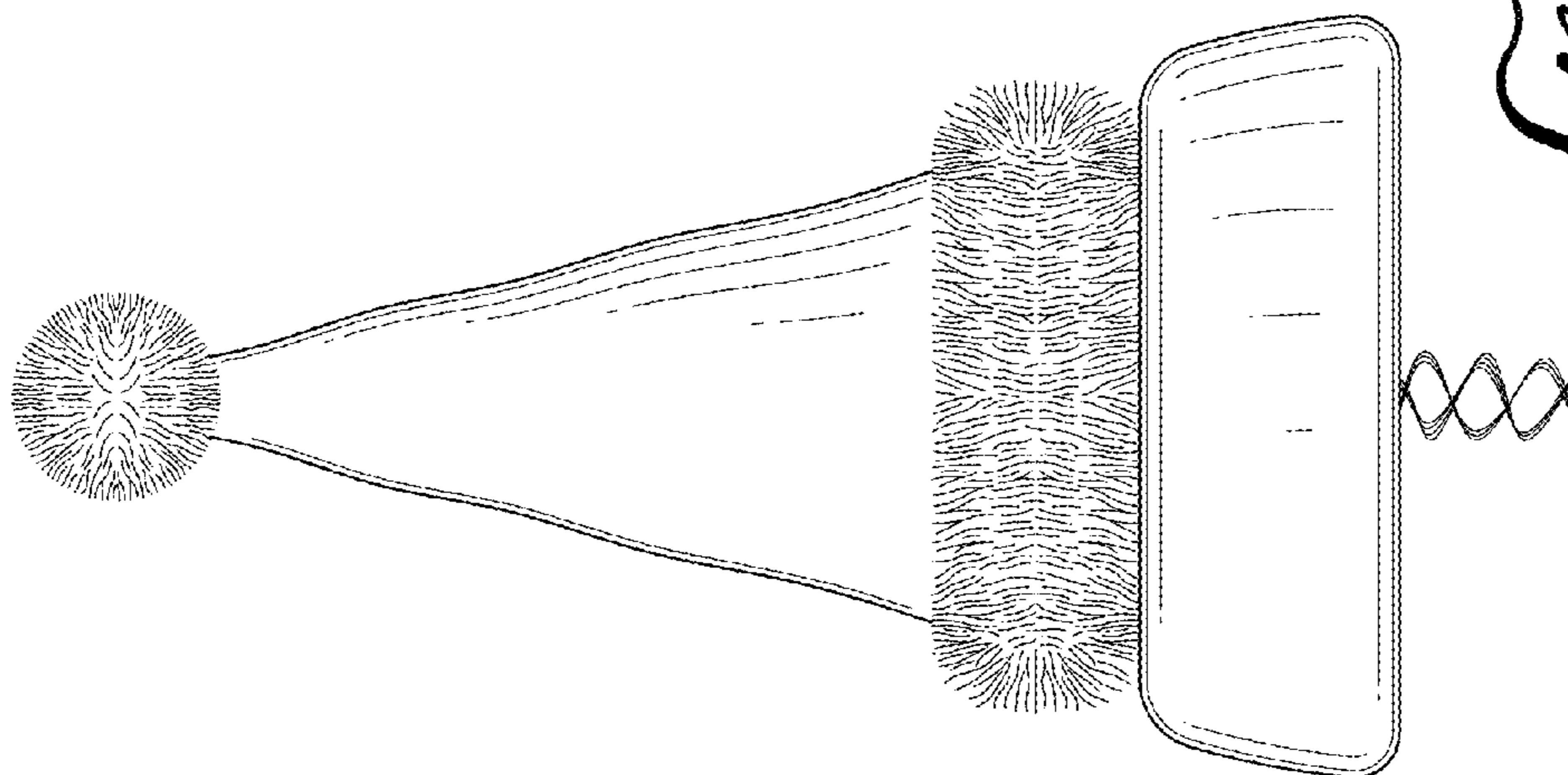


Fig. 3

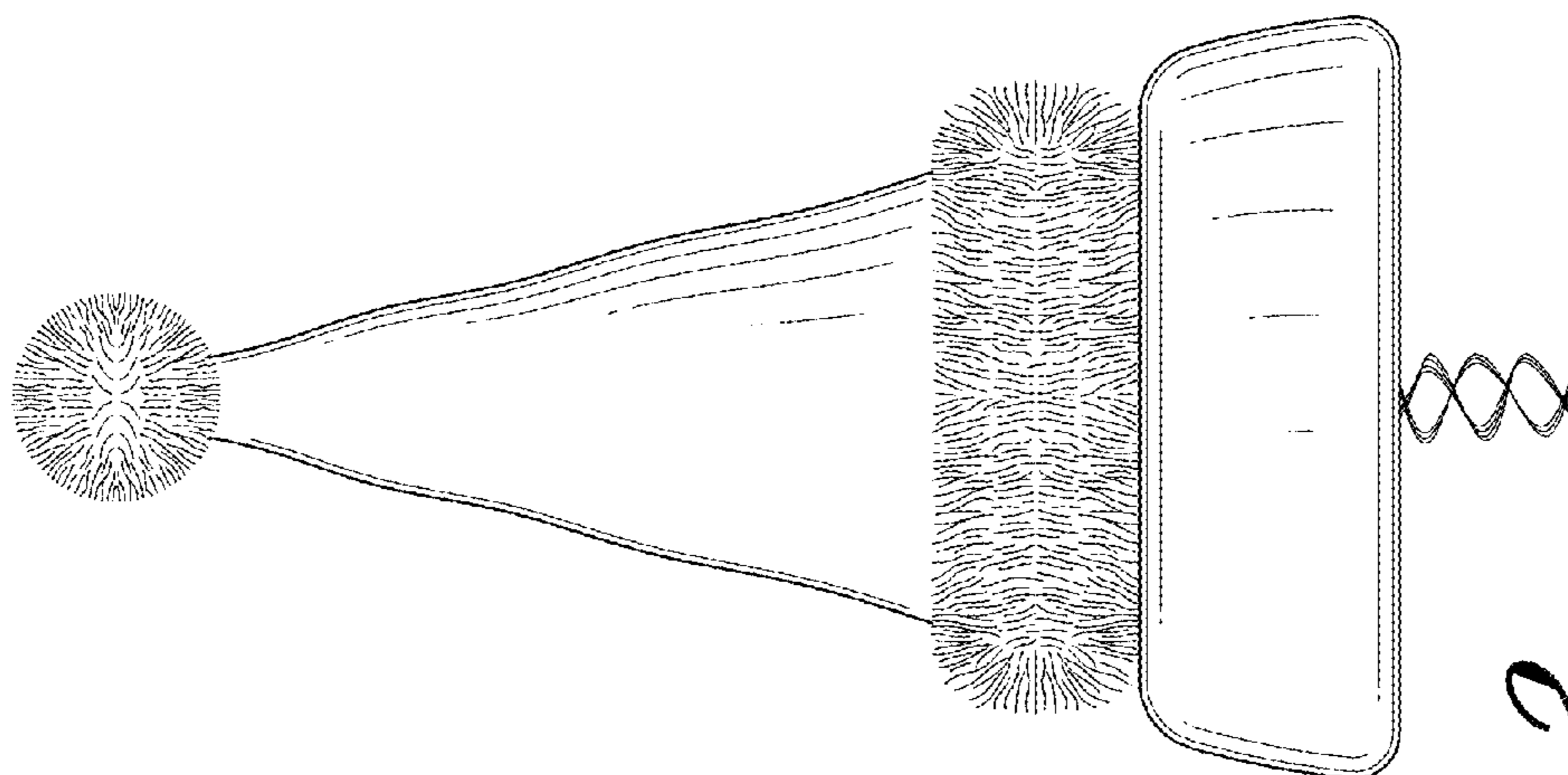


Fig. 2

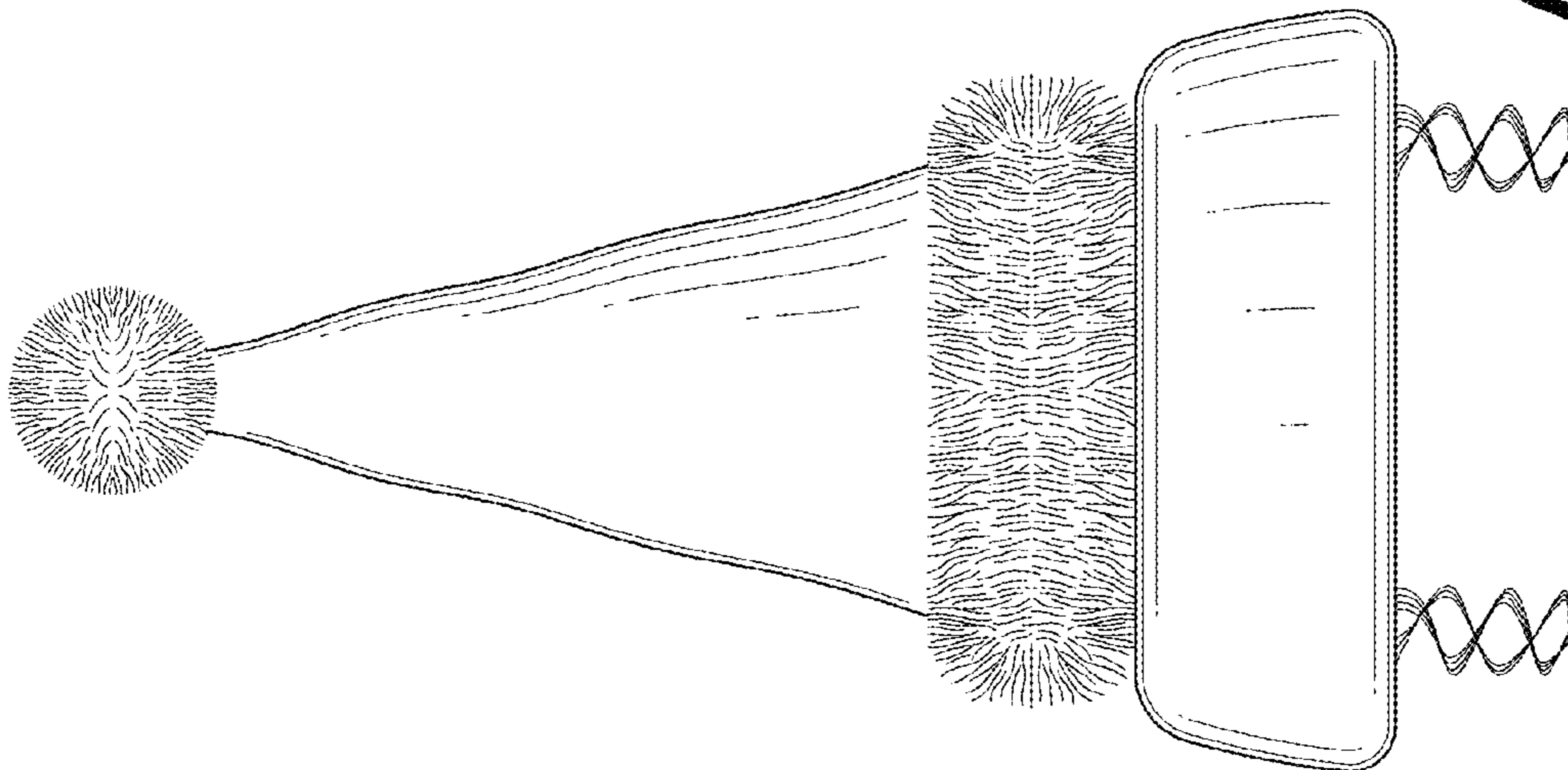


FIG. 5

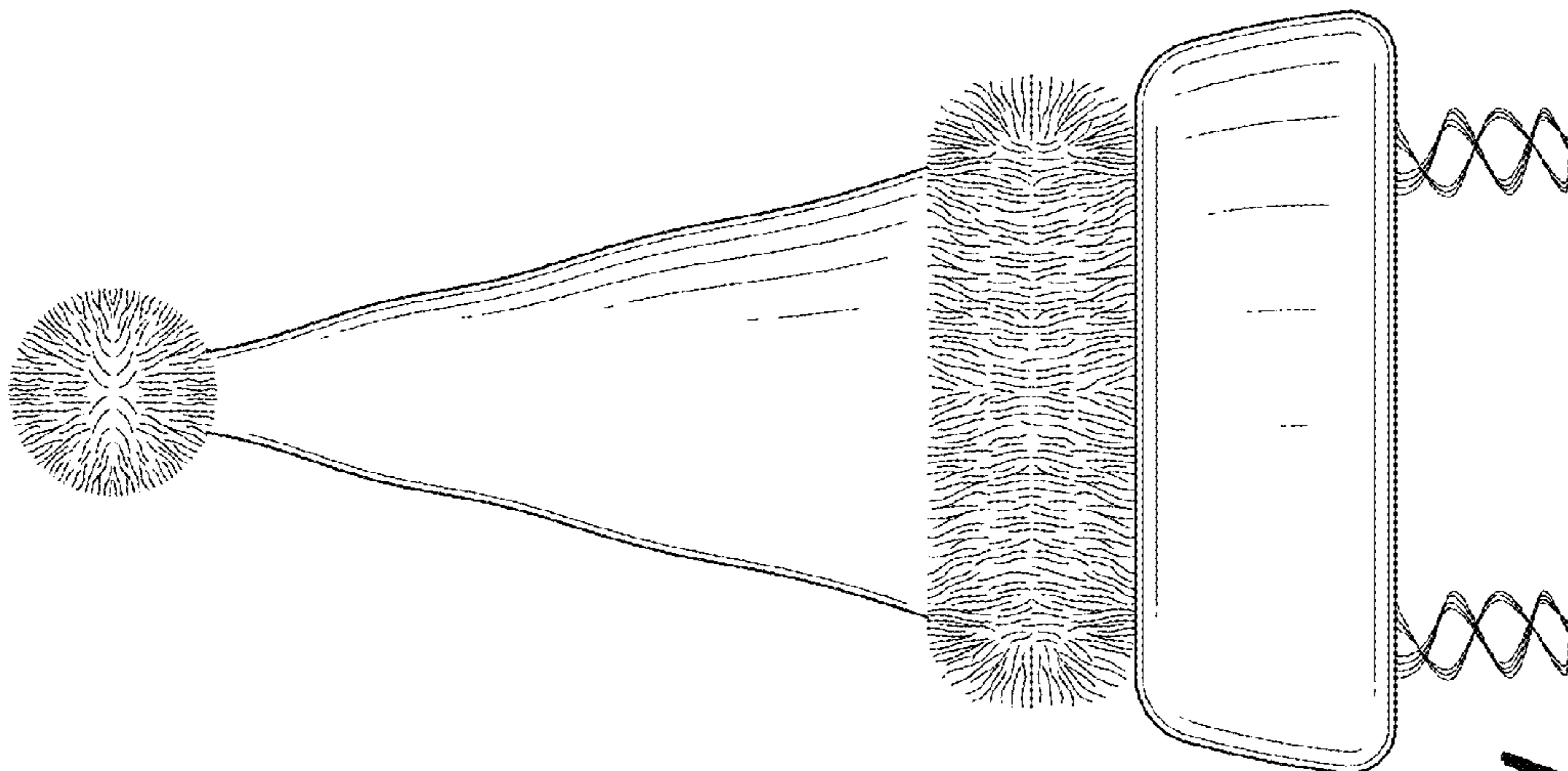


FIG. 4

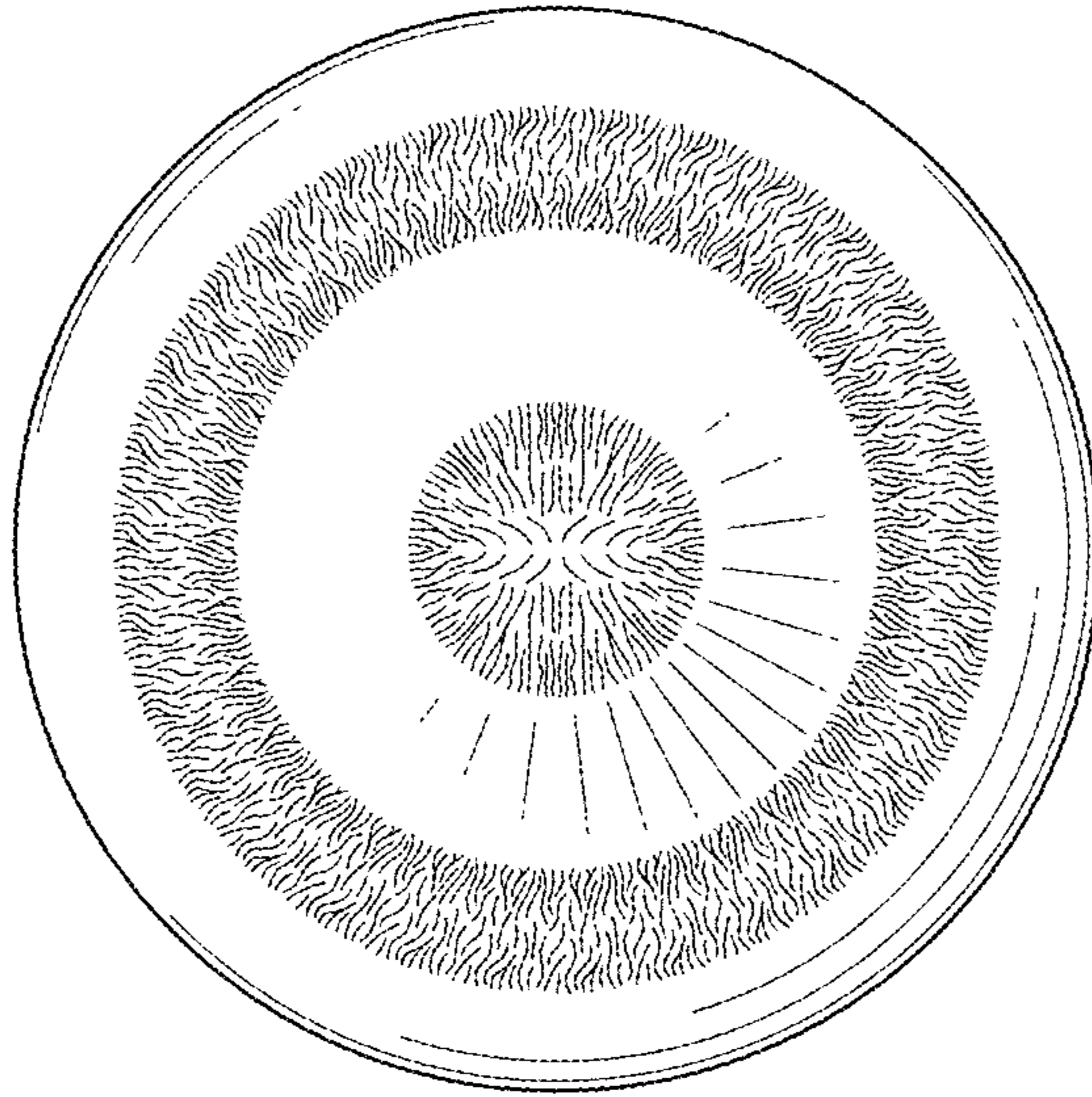


FIG. 6

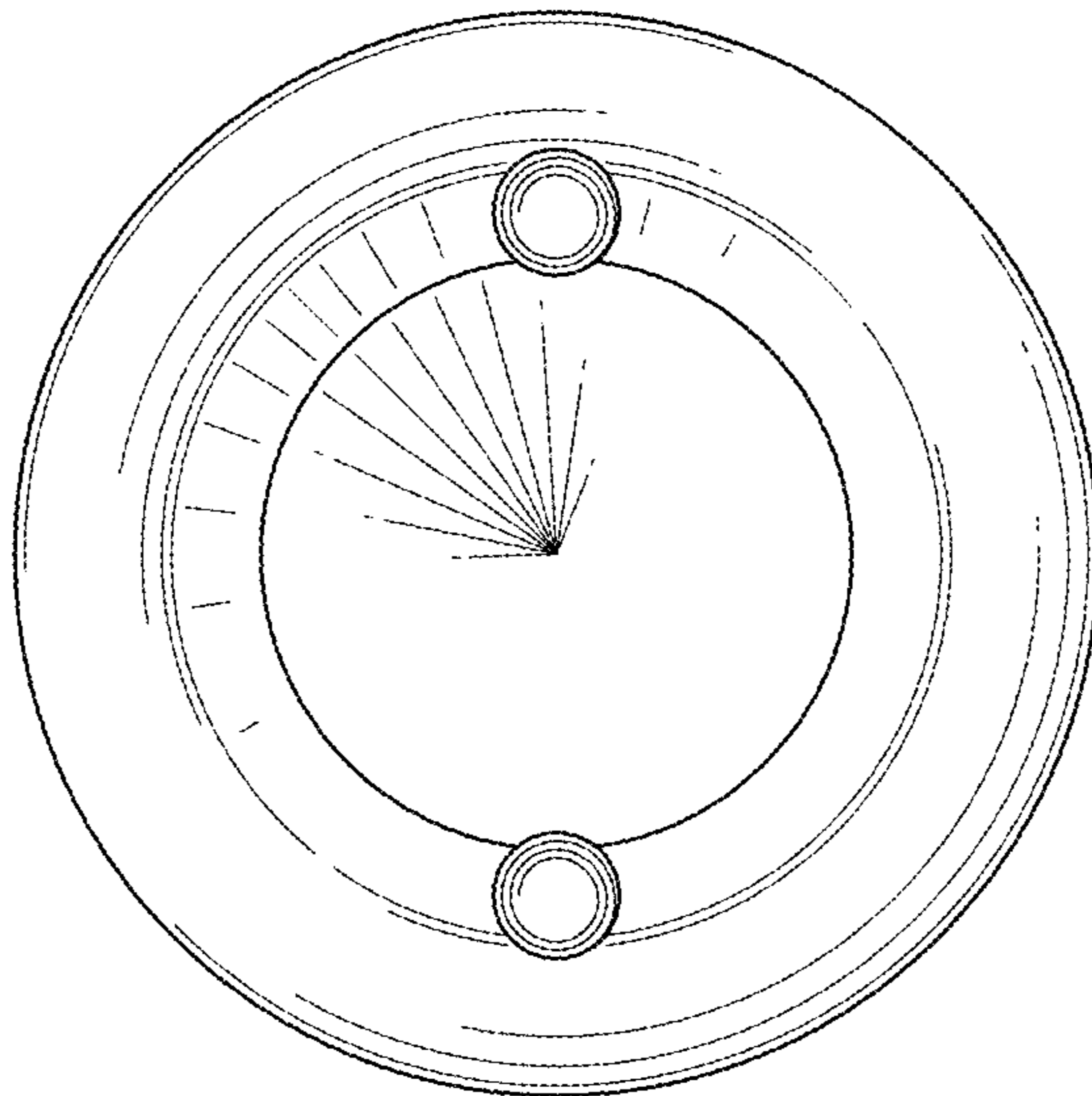


FIG. 7

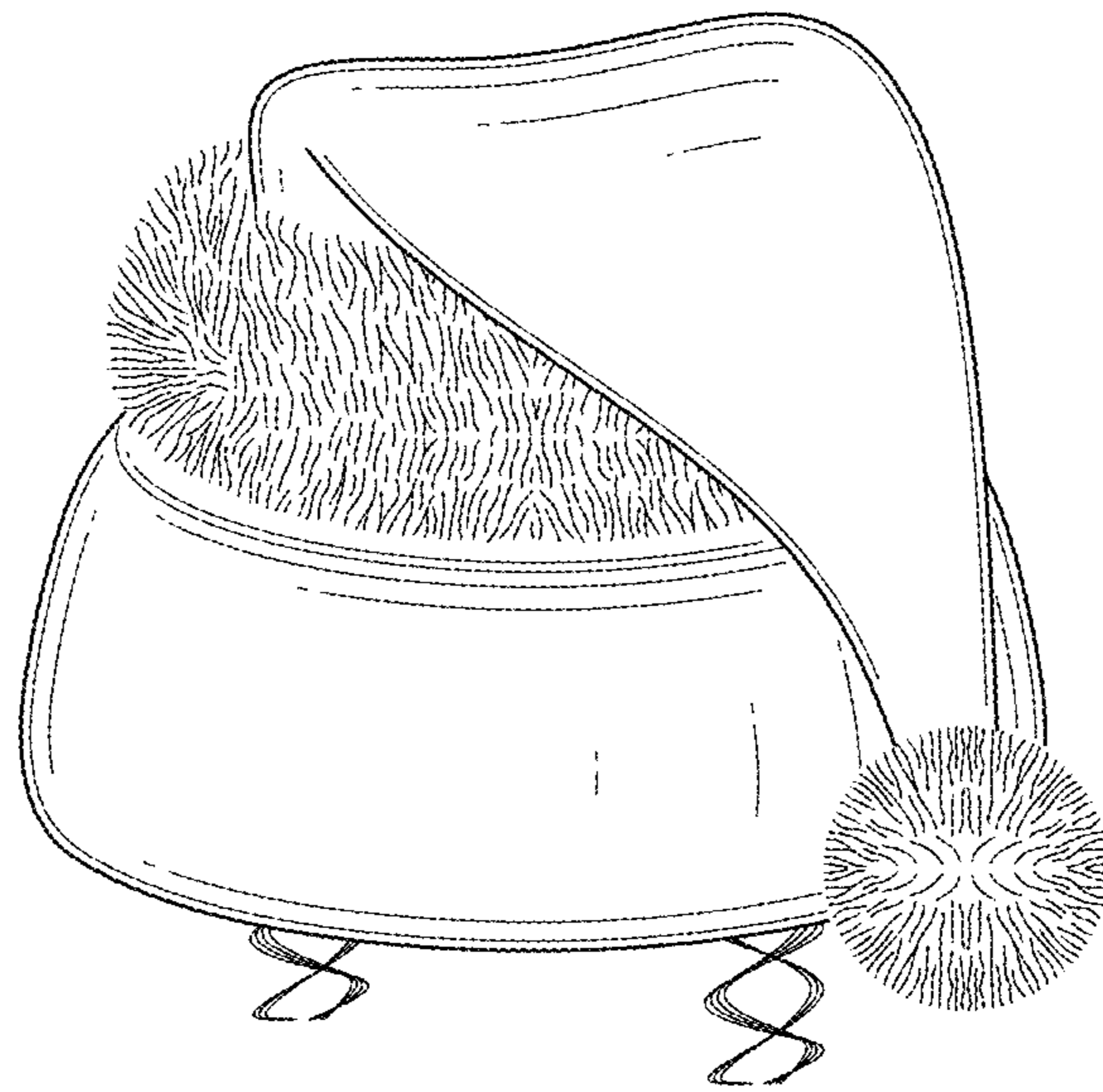


FIG. 8