



US00D748373S

(12) **United States Design Patent**
Darmour

(10) **Patent No.:** **US D748,373 S**
(45) **Date of Patent:** **** Feb. 2, 2016**

(54) **PANTS**
(71) Applicant: **NIKE, Inc.**, Beaverton, OR (US)
(72) Inventor: **Rob Darmour**, Portland, OR (US)
(73) Assignee: **NIKE, Inc.**, Beaverton, OR (US)
(**) Term: **14 Years**

D681,311 S * 5/2013 McLaren D2/742
D681,916 S * 5/2013 Tanaka D2/738
D693,989 S * 11/2013 Tanaka D2/742
D698,520 S * 2/2014 Anderson D2/742
D705,519 S 5/2014 Meyer
D721,871 S 2/2015 Thorn et al.
D722,420 S 2/2015 Abrams
D730,016 S * 5/2015 Murphy D2/738
D731,753 S * 6/2015 Mahtani D2/742

(21) Appl. No.: **29/520,470**
(22) Filed: **Mar. 13, 2015**
(51) **LOC (10) Cl.** **02-02**
(52) **U.S. Cl.**
USPC **D2/742**
(58) **Field of Classification Search**
USPC D2/712, 738, 742, 731
See application file for complete search history.

OTHER PUBLICATIONS

Nike Apparel Catalog, Fall 2010 Performance Apparel, p. 91, published date unknown, but prior to the filing date of the present application, NIKE, Inc., USA.
Nike Apparel Catalog, Holiday 2010 Men's Performance, p. 71, published date unknown, but prior to the filing date of the present application, NIKE, Inc., USA.

* cited by examiner

Primary Examiner — Rashida Johnson

(74) *Attorney, Agent, or Firm* — Banner & Witcoff, Ltd.

(56) **References Cited**

U.S. PATENT DOCUMENTS

D31,571 S 9/1899 Scriven
D31,616 S 10/1899 Scriven
D98,437 S 2/1936 Isaacs
D126,263 S 4/1941 Cadous
D392,437 S 3/1998 Duval
D460,602 S * 7/2002 Tanaka D2/742
D465,078 S 11/2002 Tanaka
D504,553 S * 5/2005 Ota D2/731
D505,769 S 6/2005 Ota et al.
D522,718 S 6/2006 Rieder
D547,530 S 7/2007 Lubell
D580,126 S * 11/2008 Rieder D2/742
7,500,274 B1 * 3/2009 Kallen A41D 1/086
2/227
D622,480 S 8/2010 Chionna
D645,229 S 9/2011 Gagnier
D649,331 S 11/2011 Lambertz
D656,711 S 4/2012 Kemma et al.
D663,922 S 7/2012 Karik et al.
D663,923 S 7/2012 Karik et al.

(57) **CLAIM**

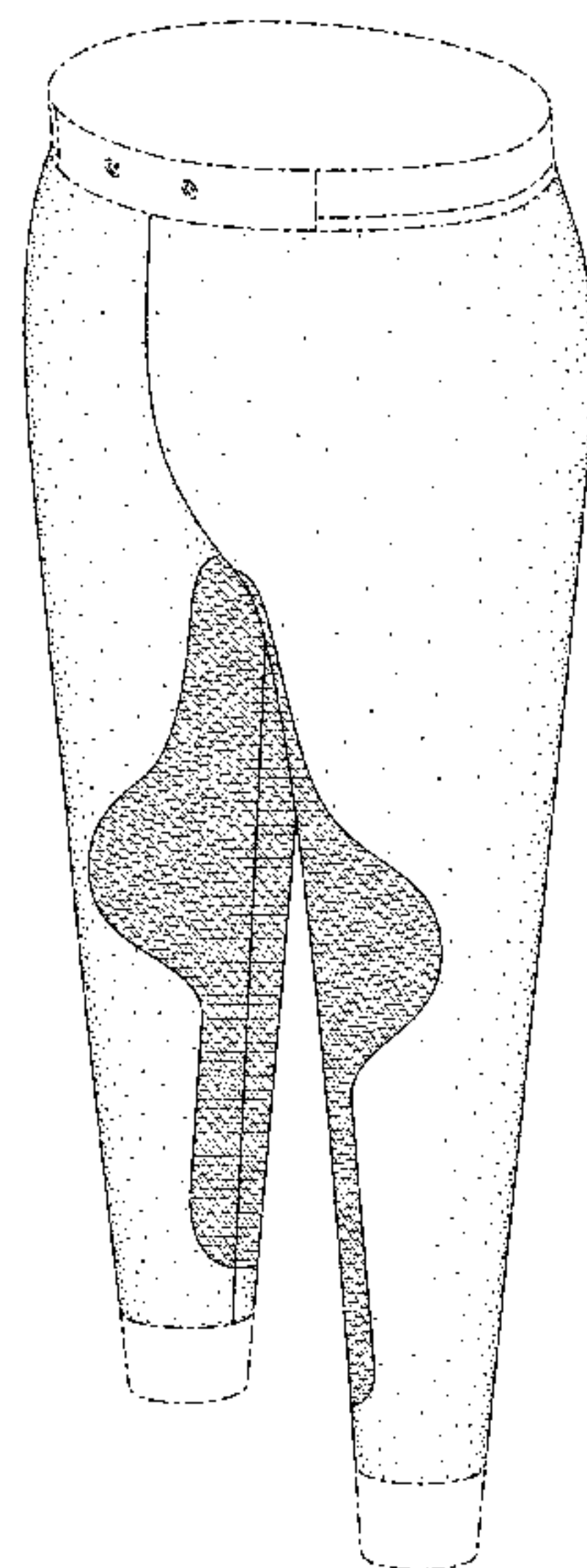
The ornamental design for pants, as shown and described.

DESCRIPTION

FIG. 1 is a front right perspective view of pants showing my new design in an in-use configuration;
FIG. 2 is a front view thereof;
FIG. 3 is a rear view thereof;
FIG. 4 is a right side view thereof;
FIG. 5 is a left side view thereof;
FIG. 6 is a top view thereof; and,
FIG. 7 is a bottom view thereof.

The broken lines immediately adjacent to the shaded area represent unclaimed boundaries of the design. The unshaded regions, demarcated by broken lines, represent unclaimed portions of the pants and form no part of the claimed design.

1 Claim, 6 Drawing Sheets



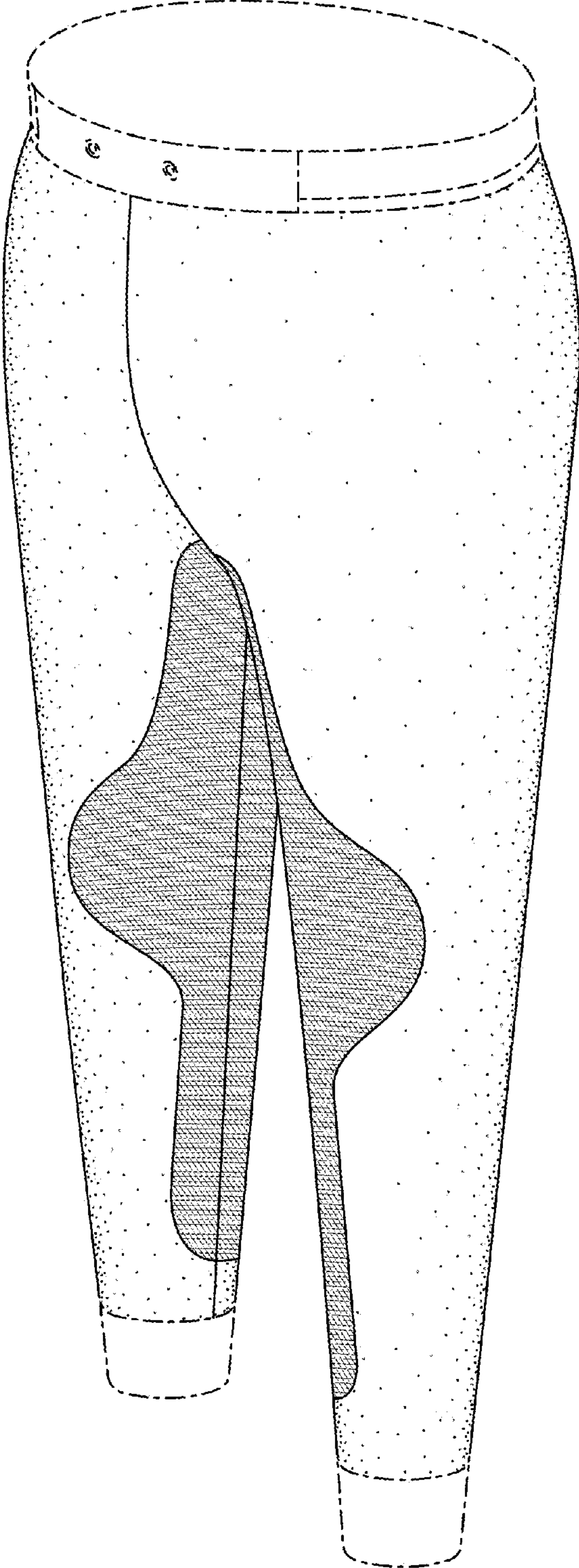


FIG. 1

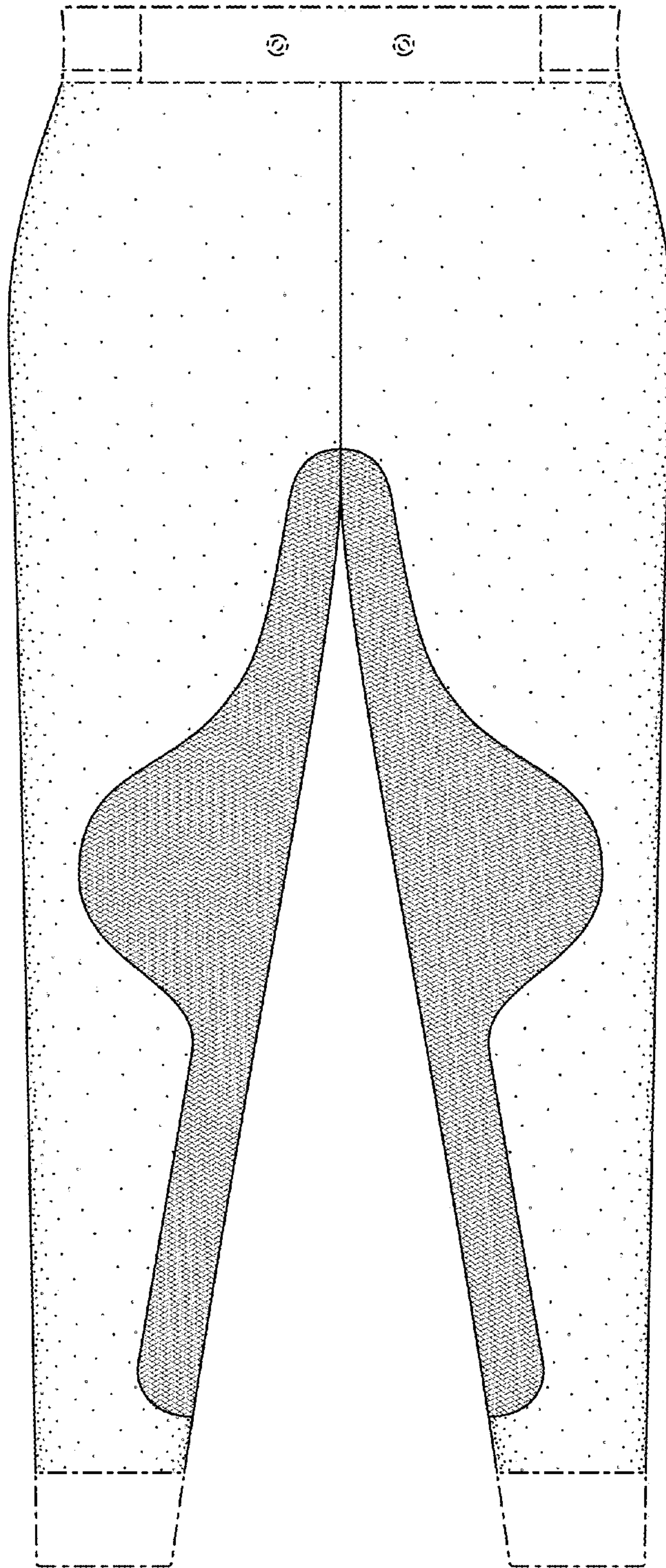


FIG. 2

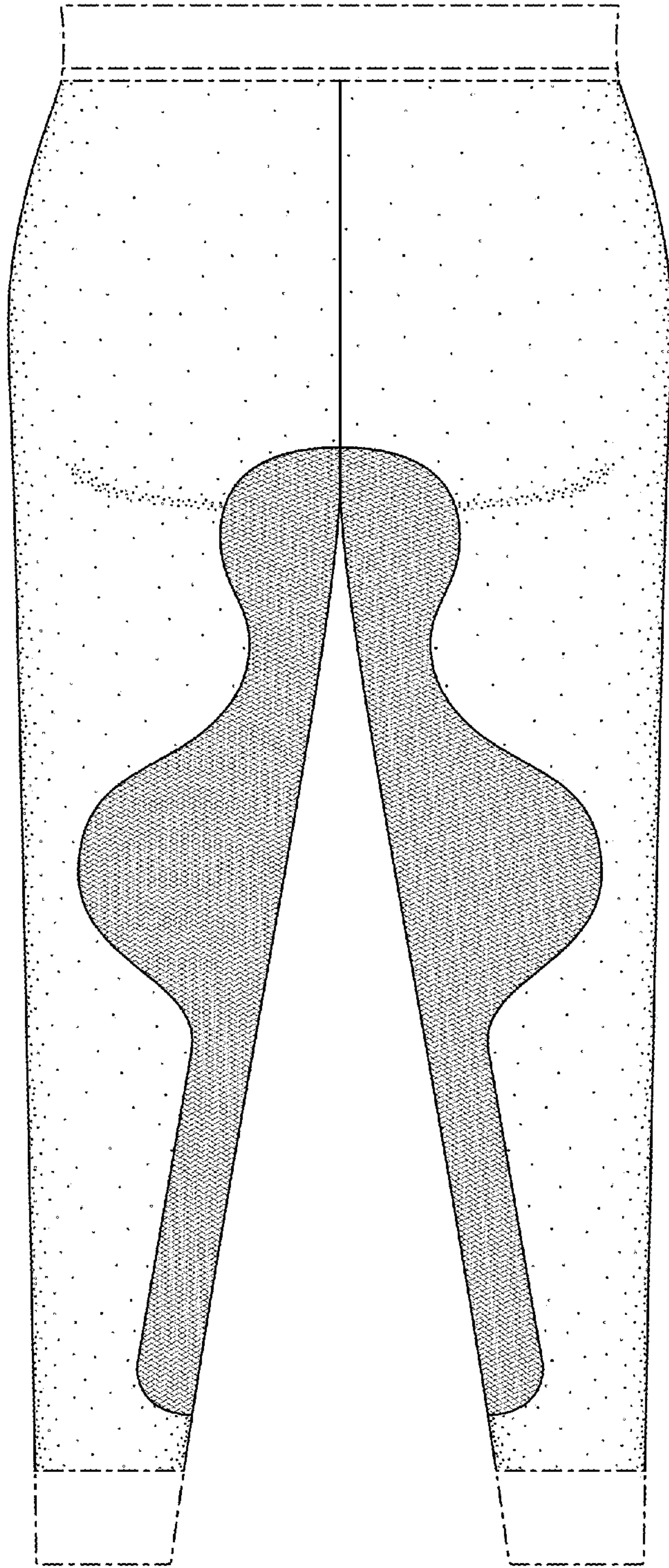


FIG. 3




FIG. 4




FIG. 5

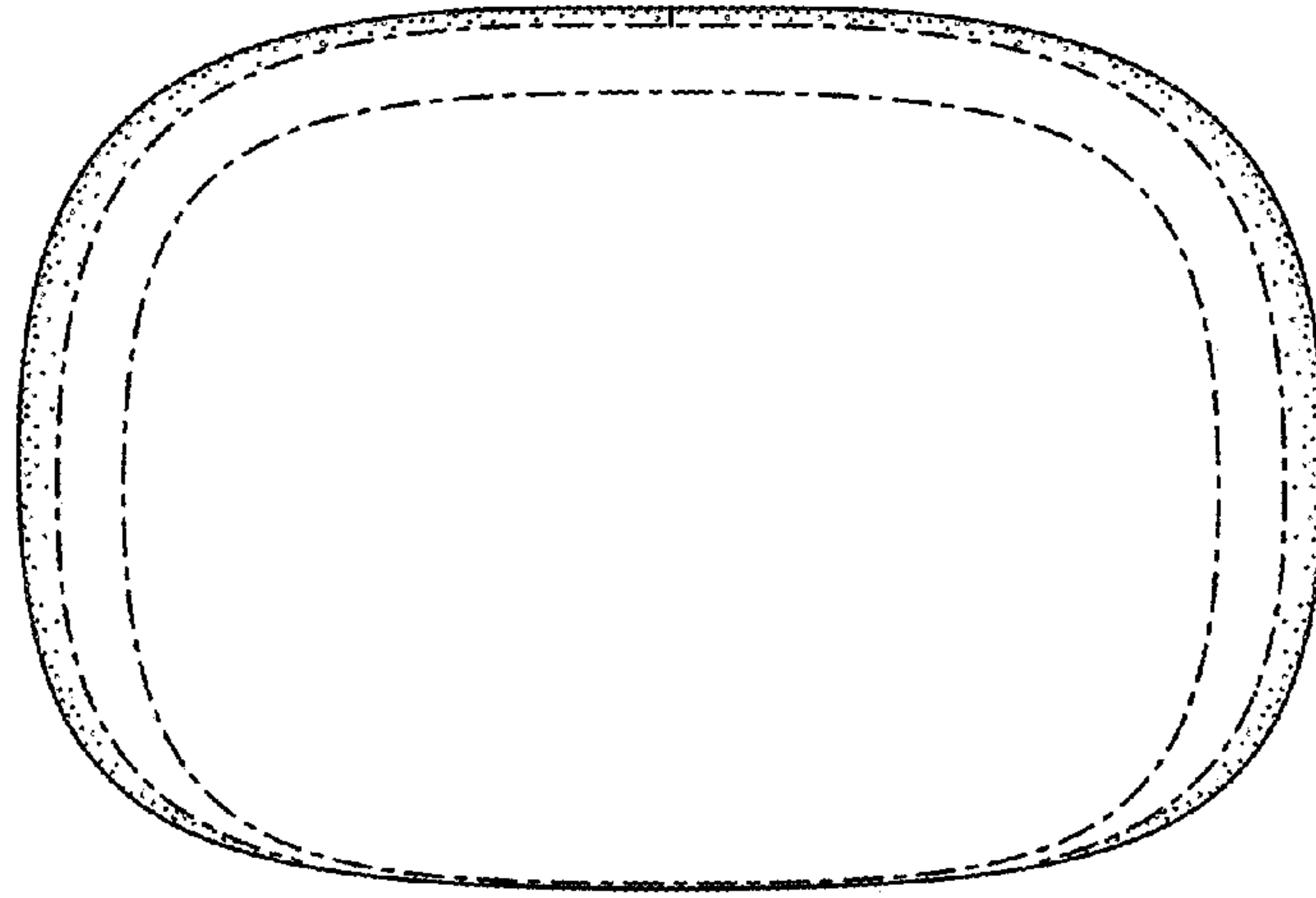


FIG. 6

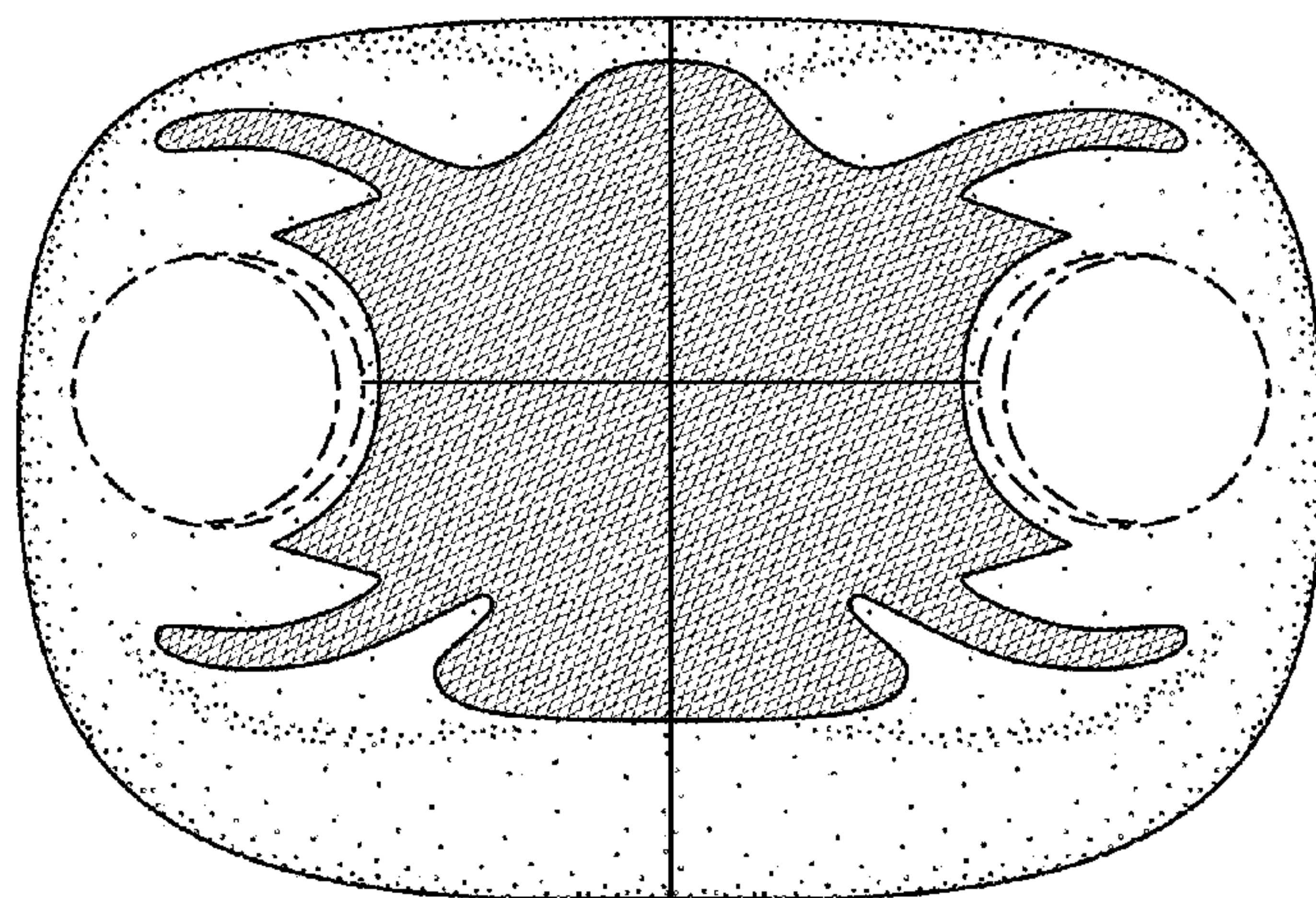


FIG. 7