



US00D748350S

(12) **United States Design Patent**
Pulliam et al.

(10) **Patent No.:** **US D748,350 S**
(45) **Date of Patent:** **** Jan. 26, 2016**

(54) **ELECTRONIC DOG COLLAR**
(71) Applicant: **i4c Innovations Inc.**, Chantilly, VA (US)
(72) Inventors: **Graham Pulliam**, Washington, DC (US); **Jonathan Abarbanel**, Los Angeles, CA (US); **Jeffrey Bentzler**, Playa Del Rey, CA (US); **John Couse**, Toronto (CA); **Emily Hartman**, Purcellville, VA (US); **Stuart Karten**, Venice, CA (US); **Amanda Landis-Hanna**, Fairfax, VA (US); **Frederick Joel Mason**, Haymarket, VA (US); **Jeffrey Noce**, Alexandria, VA (US); **Joe Paul Tupin, Jr.**, Round Hill, VA (US); **Wendy L. Weinberger**, Ashburn, VA (US)

3,983,483 A * 9/1976 Pando 455/90.2
4,612,719 A 9/1986 de Jong
4,748,938 A 6/1988 Owen
D306,504 S * 3/1990 Young D30/152
5,046,453 A * 9/1991 Vinci 119/718
5,617,814 A 4/1997 Bianco et al.

(Continued)

FOREIGN PATENT DOCUMENTS

EM 000897442-0004 4/2008
EM 001100275-0001 3/2009

(Continued)

OTHER PUBLICATIONS

Dec. 2, 2014 (JP) Notification of Reason for Refusal—App. No. 2014-014368—English translation.

(Continued)

Primary Examiner — Martie K Holtje
(74) *Attorney, Agent, or Firm* — Banner & Witcoff, Ltd.

(73) Assignee: **i4c Innovations Inc.**, Chantilly, VA (US)
(**) Term: **14 Years**

(21) Appl. No.: **29/478,134**

(22) Filed: **Dec. 31, 2013**

(51) **LOC (10) Cl.** **30-99**

(52) **U.S. Cl.**
USPC **D30/199**

(58) **Field of Classification Search**
USPC D30/144, 145, 151, 152, 153, 155, 199;
D10/104.1, 104.2
CPC ... A01K 15/00; A01K 15/021; A01K 15/022;
A01K 15/023; A01K 15/04; A01K 11/006;
A01K 27/00; A01K 27/001; A01K 27/009
See application file for complete search history.

(56) **References Cited**

U.S. PATENT DOCUMENTS

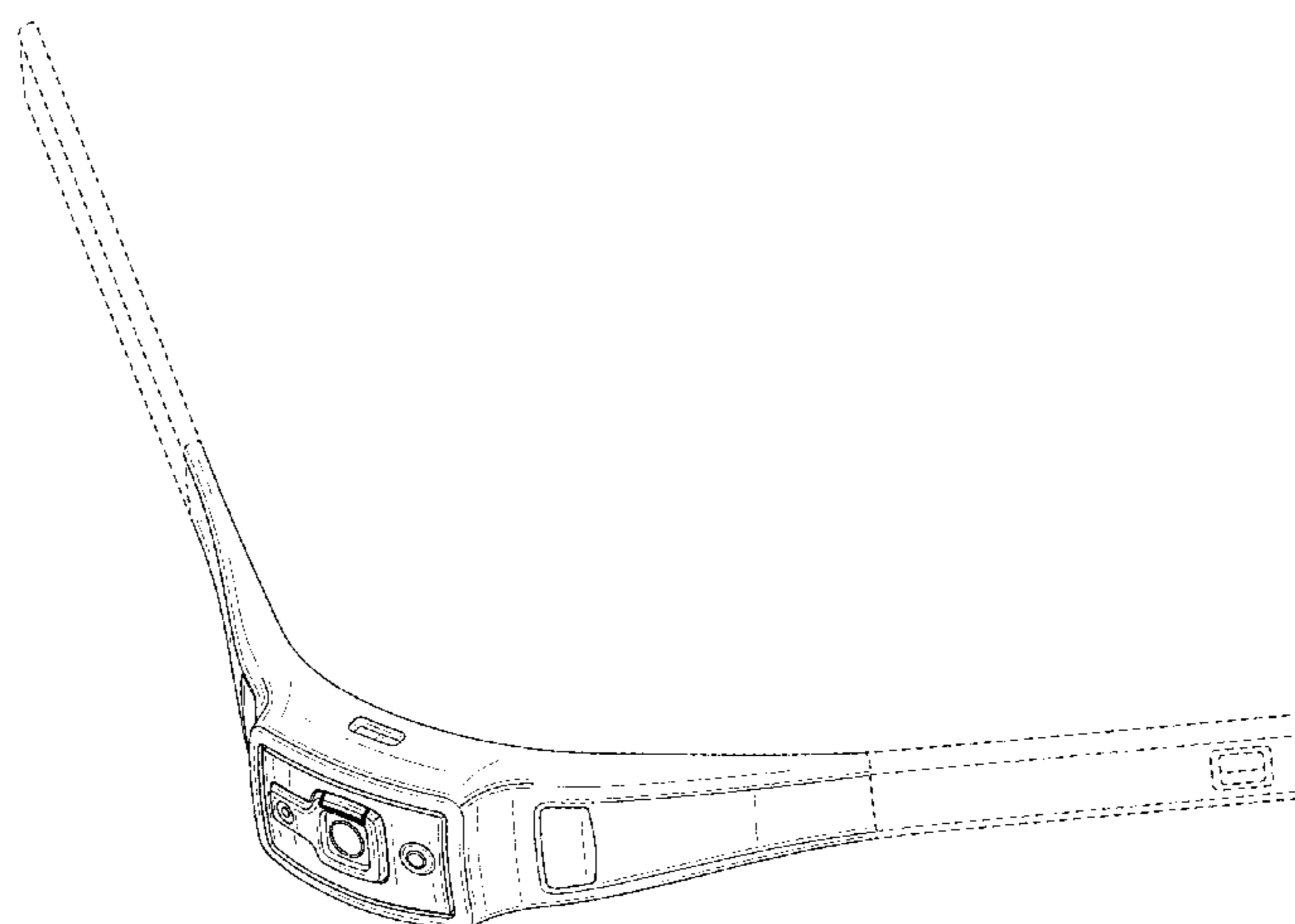
2,189,096 A 2/1940 Vera Alonge
2,472,351 A 6/1949 Tyler

(57) **CLAIM**
The ornamental design for an electronic dog collar, as shown and described.

DESCRIPTION

FIG. 1 is a front perspective view of an electronic dog collar showing the new design;
FIG. 2 is a front view thereof;
FIG. 3 is a right side view thereof;
FIG. 4 is a left side view thereof;
FIG. 5 is a top view thereof; and,
FIG. 6 is a bottom view thereof.
The strap portions depicted by broken lines in the drawing views have been shown for the purpose of illustrating portions of the electronic dog collar that form no part of the claimed design.

1 Claim, 5 Drawing Sheets



(56)

References Cited

U.S. PATENT DOCUMENTS

5,899,370 A 5/1999 Bould
 5,952,925 A 9/1999 Secker
 6,079,367 A * 6/2000 Stapelfeld et al. 119/720
 D439,708 S * 3/2001 Jenkins D30/152
 6,830,014 B1 * 12/2004 Lalor 119/859
 D523,369 S * 6/2006 Jacober et al. D11/3
 D523,998 S * 6/2006 Nottingham et al. D30/152
 D545,220 S 6/2007 Leung
 7,382,328 B2 6/2008 Lee, IV et al.
 7,574,979 B2 * 8/2009 Nottingham et al. 119/863
 7,644,685 B2 1/2010 Groh et al.
 7,771,112 B2 8/2010 Morgan
 7,996,983 B2 8/2011 Lee, IV et al.
 8,011,327 B2 * 9/2011 Mainini et al. 119/720
 D660,185 S 5/2012 Schrepfer
 D661,846 S 6/2012 Miller et al.
 D665,952 S * 8/2012 Guo D30/152
 D666,367 S 8/2012 Miller et al.
 D673,334 S 12/2012 Guo
 8,345,414 B2 1/2013 Mooring et al.
 D734,900 S 7/2015 Pulliam et al.
 2003/0122678 A1 * 7/2003 Duncan et al. 340/573.3
 2005/0211187 A1 * 9/2005 Harman et al. 119/721
 2006/0169222 A1 * 8/2006 Gerig 119/859
 2007/0204810 A1 * 9/2007 Nottingham et al. 119/859
 2007/0209604 A1 9/2007 Groh et al.
 2007/0222624 A1 9/2007 Eicken et al.
 2007/0227465 A1 * 10/2007 Gerig et al. 119/859
 2009/0289844 A1 11/2009 Palsgrove et al.
 2010/0050955 A1 * 3/2010 Pacheco et al. 119/719

2011/0232585 A1 9/2011 Rich et al.
 2013/0002720 A1 1/2013 Chang
 2013/0233252 A1 * 9/2013 Bellon et al. 119/720

FOREIGN PATENT DOCUMENTS

EM 002019786-0001 4/2012
 EM 002106427-0001 10/2012
 EM 002115923-0001 10/2012
 EM 002283119-0001 8/2013
 EM 002283119-0002 8/2013
 EM 002283119-0003 8/2013
 EM 002283119-0004 8/2013
 EM 002283119-0005 8/2013
 JP 2005287708 A 10/2005
 JP 2006280966 A 10/2006
 JP 2011062112 A 3/2011
 WO 2011121753 A1 10/2011

OTHER PUBLICATIONS

Dec. 2, 2014 (JP) Notification of Reason for Refusal—App. No. 2014-014369—English translation.
 Dec. 2, 2014 (JP) Notification of Reason for Refusal—App. No. 2014-014370—English translation.
 Dec. 2, 2014 (JP) Notification of Reason for Refusal—App. No. 2014-014371—English translation.
 Jan. 16, 2015 (CA) Examiner's Report—App. 157458.
 Jan. 16, 2015 (CA) Examiner's Report—App. 157459.
 Jan. 16, 2015 (CA) Examiner's Report—App. 157460.
 Feb. 24, 2015 (KR) Examiner's Report—App. 30-2014-0031953.
 Feb. 24, 2015 (KR) Examiner's Report—App. 30-2014-0031954.
 Feb. 24, 2015 (KR) Examiner's Report—App. 30-2014-0031955.
 Feb. 24, 2015 (KR) Examiner's Report—App. 30-2014-0031957.

* cited by examiner

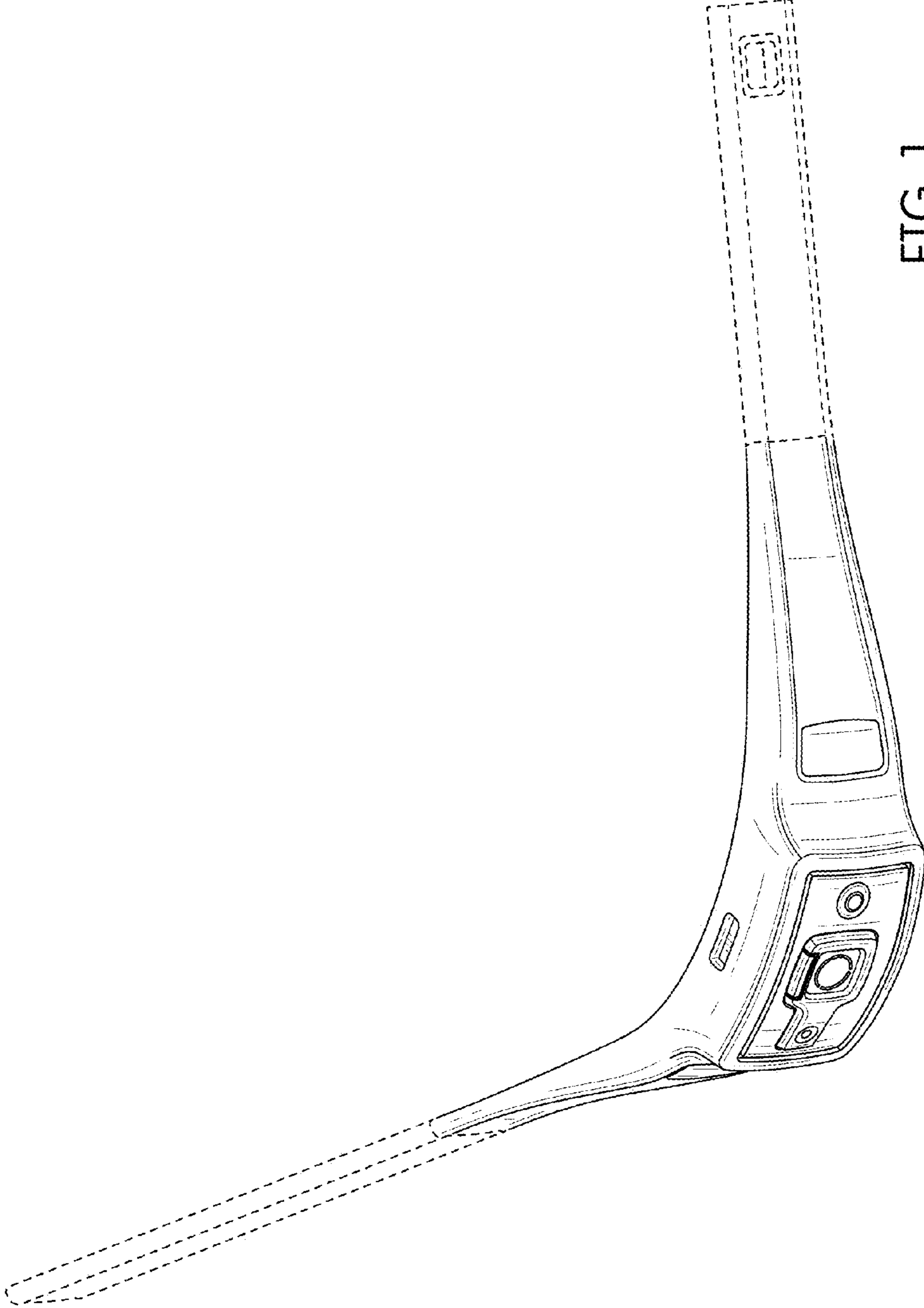


FIG. 1

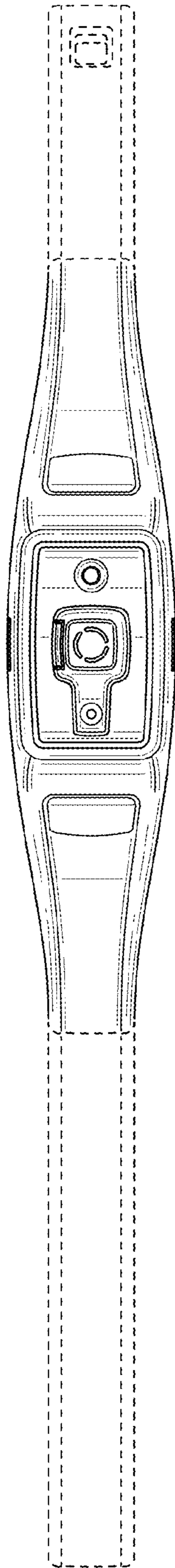


FIG. 2

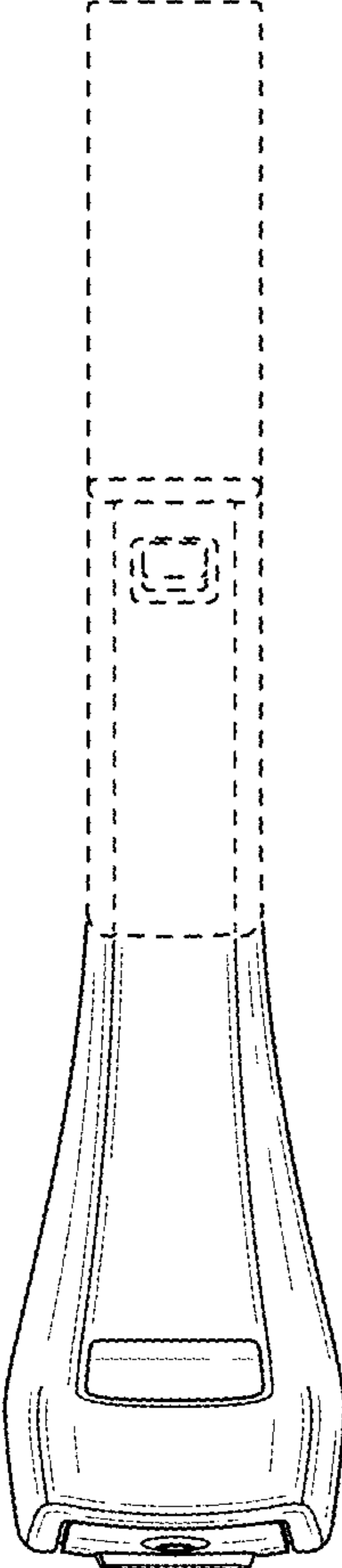


FIG. 3

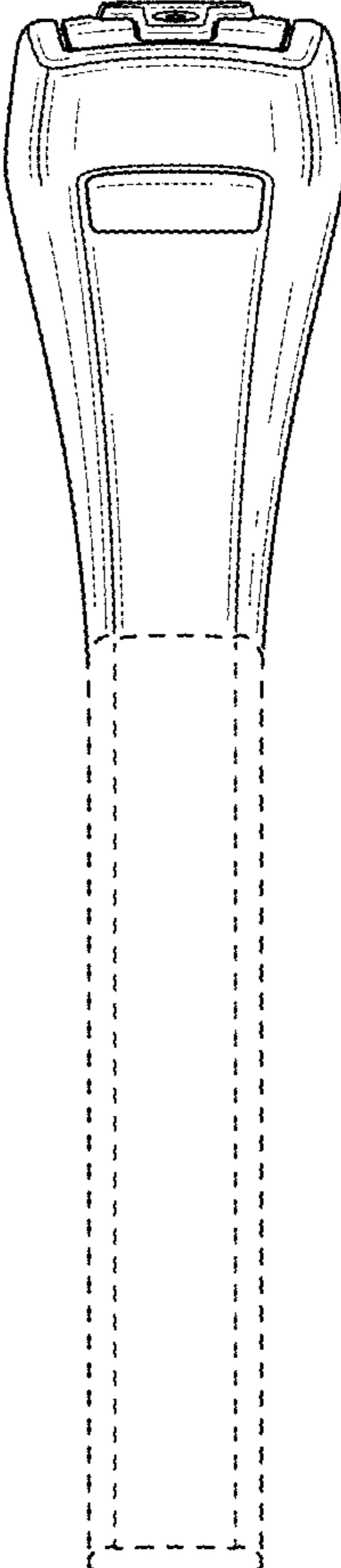


FIG. 4

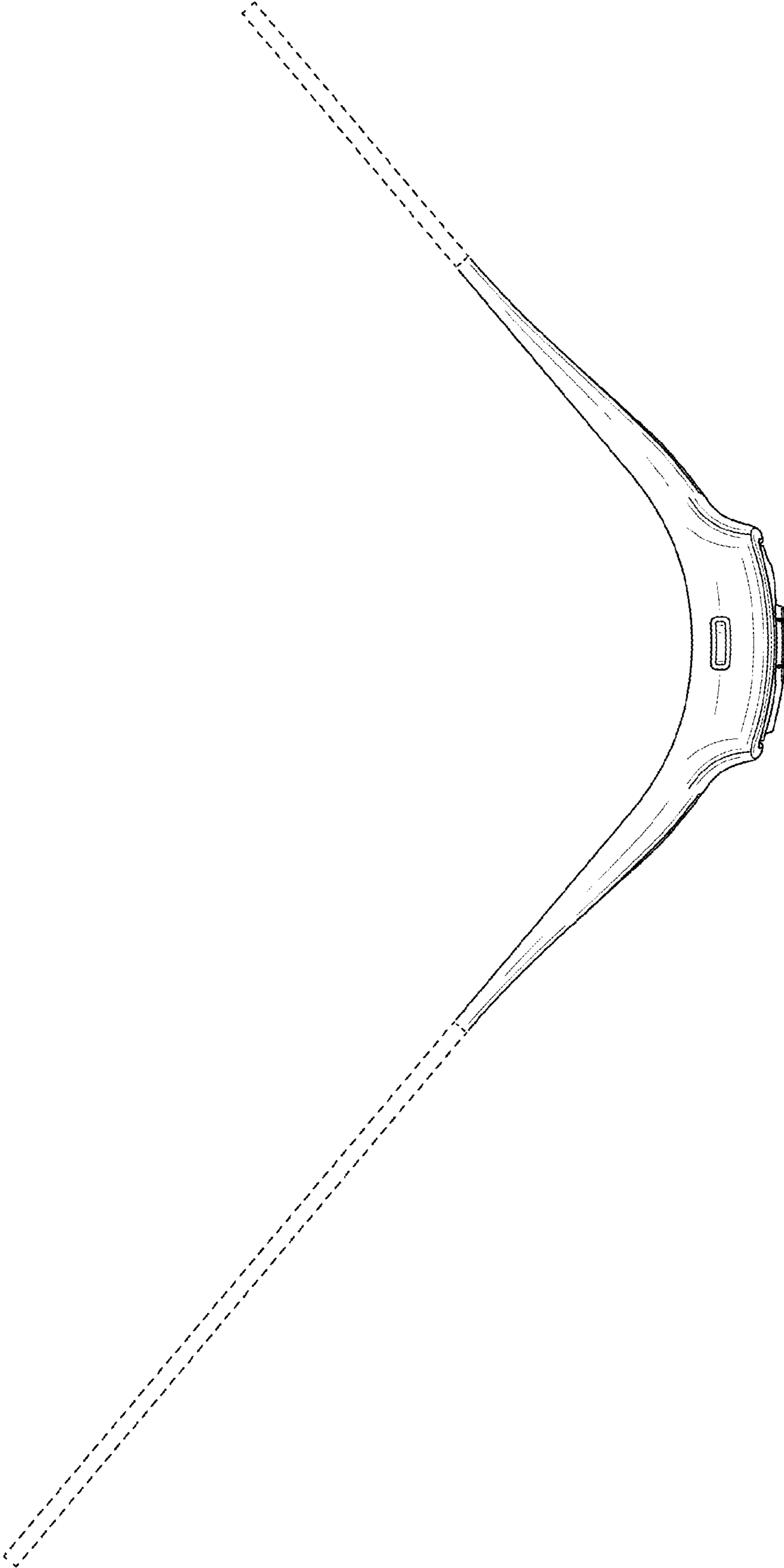


FIG. 5

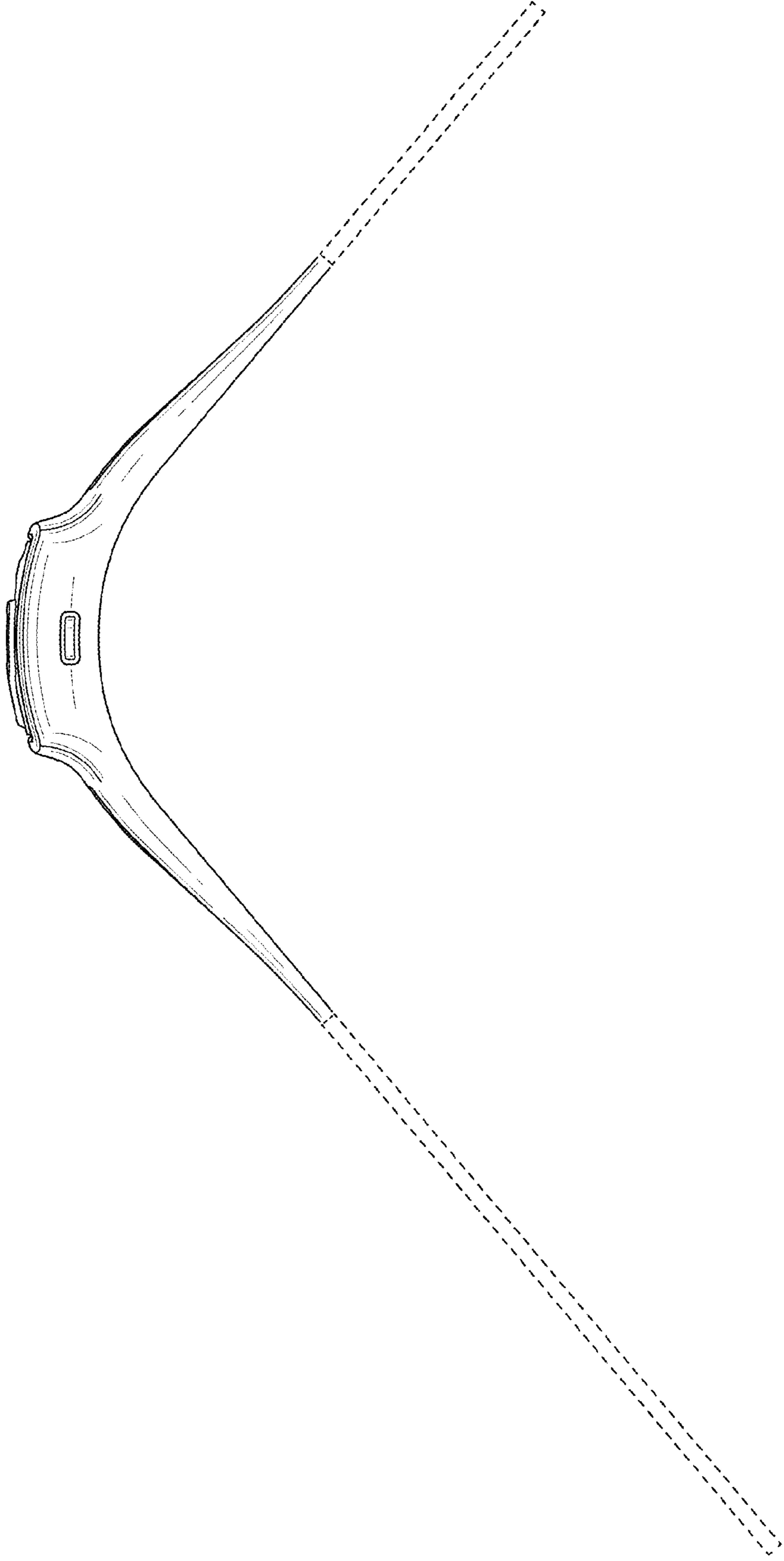


FIG. 6