



US00D748342S

(12) **United States Design Patent**
Kaniaru

(10) **Patent No.:** **US D748,342 S**
(45) **Date of Patent:** **** Jan. 26, 2016**

(54) **GLOVE**
(71) Applicant: **Rahab Kaniaru**, San Pablo, CA (US)
(72) Inventor: **Rahab Kaniaru**, San Pablo, CA (US)
(**) Term: **14 Years**
(21) Appl. No.: **29/497,246**
(22) Filed: **Jul. 22, 2014**
(51) **LOC (10) Cl.** **02-06**
(52) **U.S. Cl.**
USPC **D29/117.1; D29/113; D2/617**
(58) **Field of Classification Search**
USPC D29/113, 114, 116.1, 116.2, 117.1,
D29/117.2, 118, 119, 120.1, 122, 123;
D3/215, 269, 270, 271.1, 271.4, 271.9;
D2/610-623; D7/669; D28/63;
2/158-160, 161.1-161.8, 162-170,
2/16-21, 907, 910, 917; 401/6-8;
446/327, 328; 223/78-80; D30/158;
D24/190, 200, 214; 119/611;
D32/40-43; D21/807; D20/33
CPC A41D 19/0058; A41D 19/0003; A41D
19/0055; A61B 19/04; B29D 99/0067; B29L
2031/4864; D04B 1/28
See application file for complete search history.

5,214,799 A * 6/1993 Fabry A41D 19/01523
2/161.6
5,575,008 A * 11/1996 McBride A41D 19/01523
2/159
5,636,381 A * 6/1997 Brogden A63B 71/148
2/161.1
D382,087 S * 8/1997 Arshed D2/617
5,790,980 A * 8/1998 Yewer, Jr. A41D 19/01523
2/161.1
D478,399 S * 8/2003 Mishler D29/113
7,437,776 B1 * 10/2008 Brown A41D 19/01582
2/160
D652,607 S * 1/2012 Robbins D2/617
D722,123 S * 2/2015 Johnson D21/781
2003/0074713 A1 * 4/2003 Zuckerwar A41D 19/01529
2/159
2007/0192928 A1 * 8/2007 Hanna A41D 19/0017
2/159
2009/0151104 A1 * 6/2009 Backstein A47K 7/02
15/210.1
2014/0372440 A1 * 12/2014 Cains G06F 17/30705
707/737
2015/0059043 A1 * 3/2015 Dwyer A41D 13/081
2/20

OTHER PUBLICATIONS

The Gripper Glove, available Oct. 21, 2013, [online], [site visited Sep. 28, 2015]. Available from internet, <URL: <http://www.amazon.com/Fit-Four-Weightlifting-Training-Athletes/dp/B00FKZS1YW>*>

(Continued)

Primary Examiner — Cathron Brooks
Assistant Examiner — Teddy Falloway

(56) **References Cited**

U.S. PATENT DOCUMENTS

1,954,262 A * 4/1934 Potter A41D 13/082
2/161.2
D115,171 S * 6/1939 O'Leary D28/63
2,314,545 A * 3/1943 Lindfelt A63B 71/146
2/159
2,327,836 A * 8/1943 Willard A63B 71/146
132/73
3,501,773 A * 3/1970 Stansberry A63B 71/148
2/159
4,164,043 A * 8/1979 Fujita A41D 19/00
2/161.1
5,182,814 A * 2/1993 Christensen A41D 19/01547
2/161.1

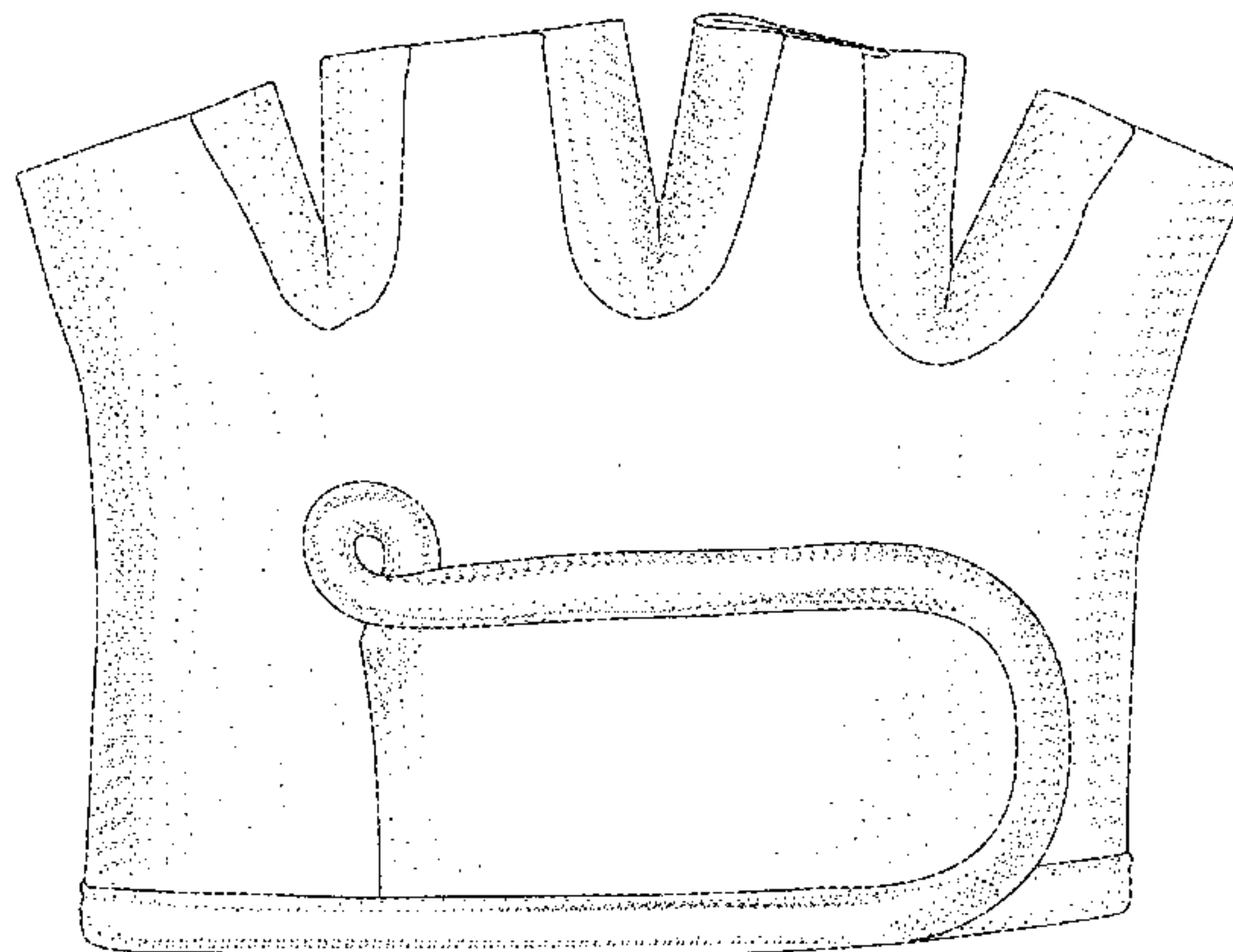
(57) **CLAIM**

The ornamental design for a glove, as shown and described.

DESCRIPTION

FIG. 1 is a rear elevational view of a glove;
FIG. 2 is a right side elevational view thereof;
FIG. 3 is a front elevational view thereof;
FIG. 4 is a left side elevational view thereof;
FIG. 5 is a top plan view thereof;
FIG. 6 is a bottom plan view thereof; and,
FIG. 7 is a perspective view thereof.

1 Claim, 7 Drawing Sheets



(56)

References Cited

OTHER PUBLICATIONS

Monkey Bar Gloves, available Dec. 10, 2014, [online], [site visited Sep. 28, 2015]. Available from internet, <URL: <http://www.amazon.com/Monkey-Bars-Gloves-Kids-Years/dp/B00NJ0WH4K>>.*

Weight Lifting Gloves, available Aug. 17, 2015, [online], [site visited Sep. 23, 2015]. Available from internet, <URL: http://www.amazon.com/Lifting-Training-Leather-Fingerless-Wheelchair/dp/B00XM4I1Q6/ref=sr_1_27?s=sporting-goods&ie=UTF8&qid=1443031111&sr=1-27&keywords=driving+glove>.*

* cited by examiner

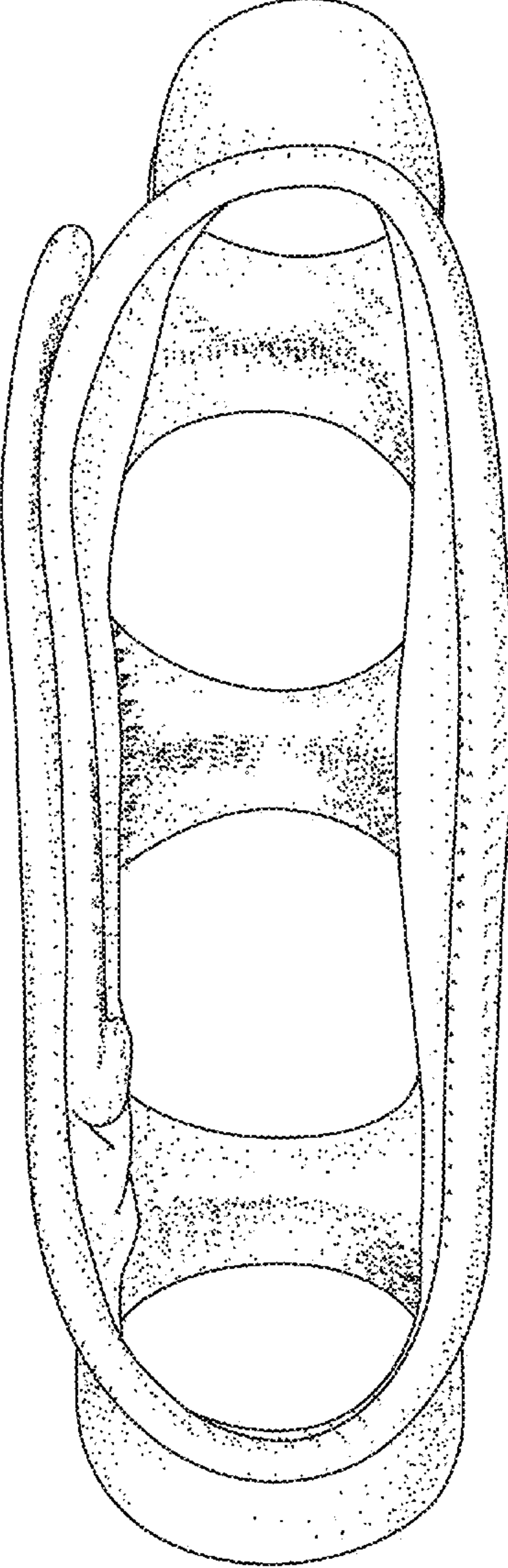


FIG. 1

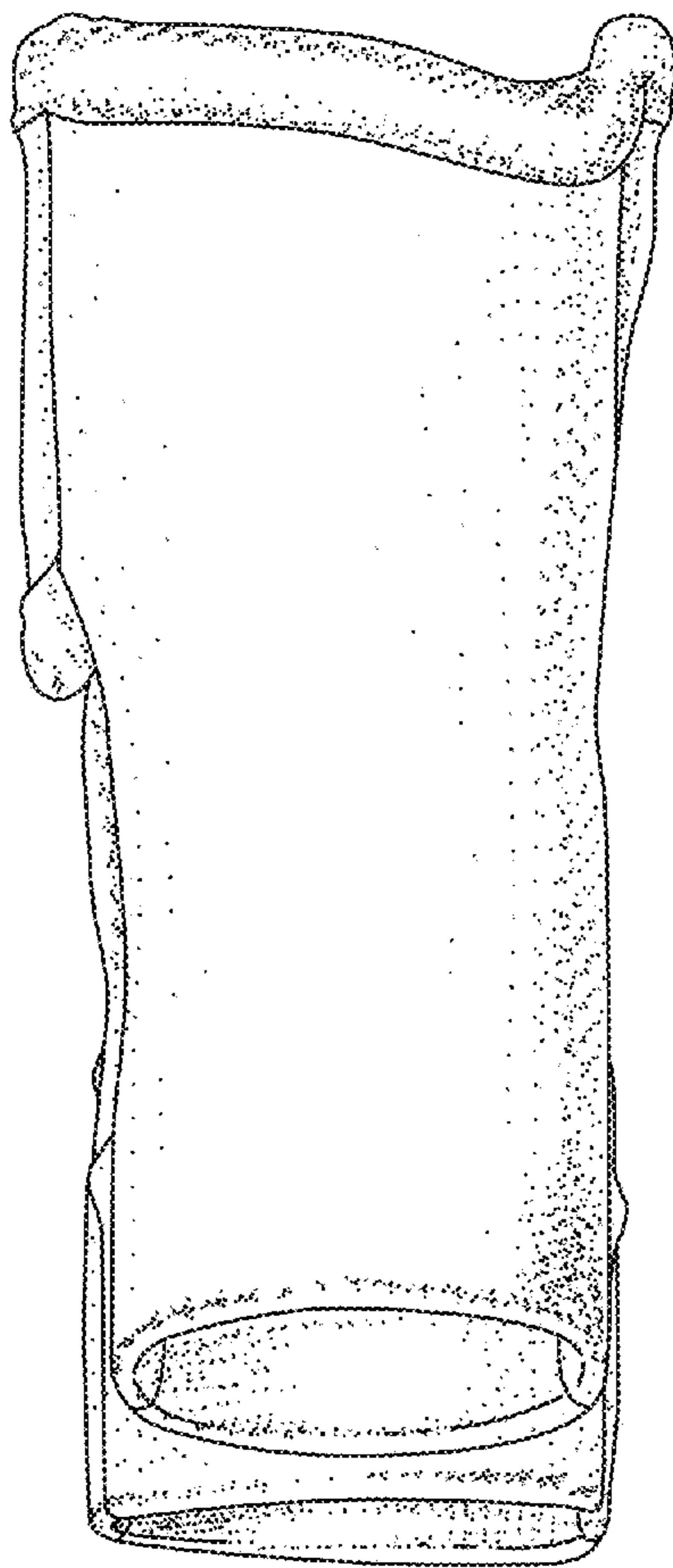


FIG. 2

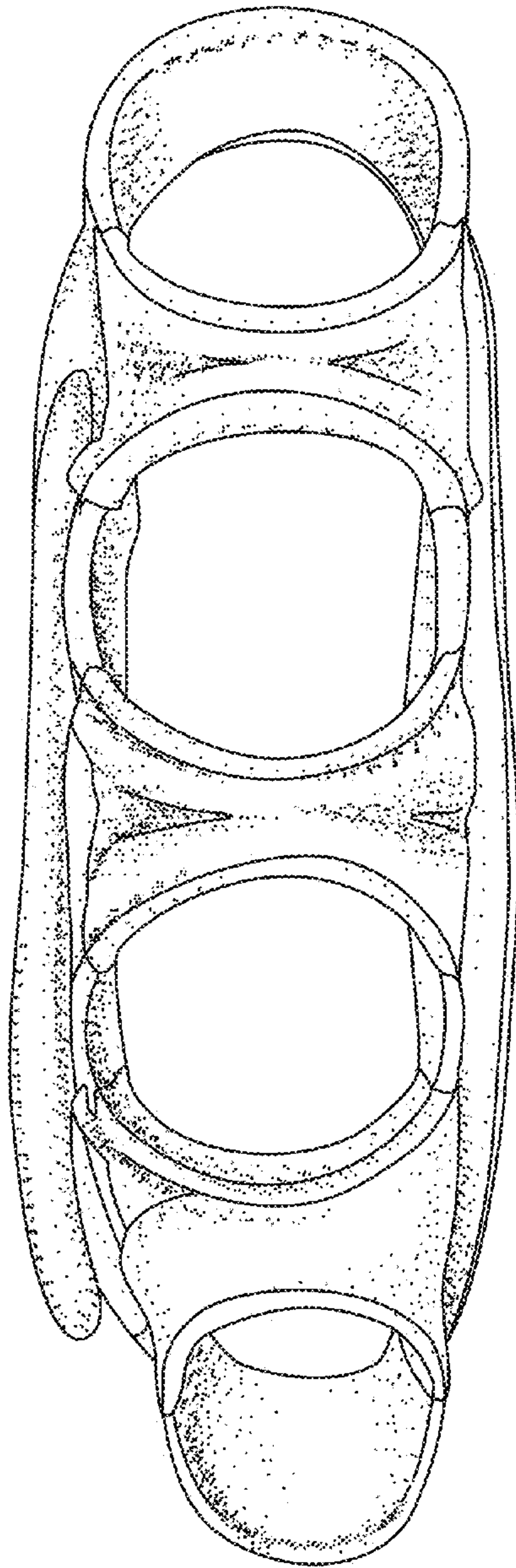


FIG. 3

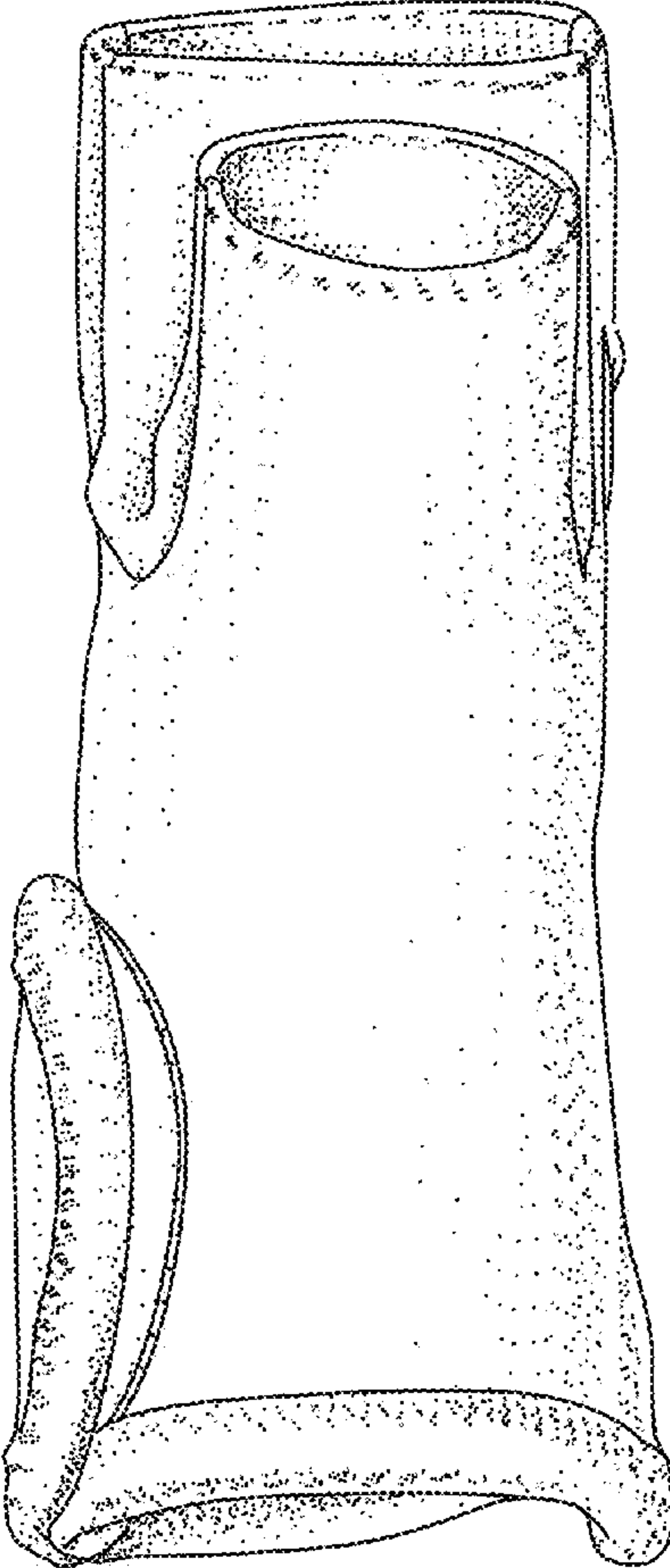


FIG. 4

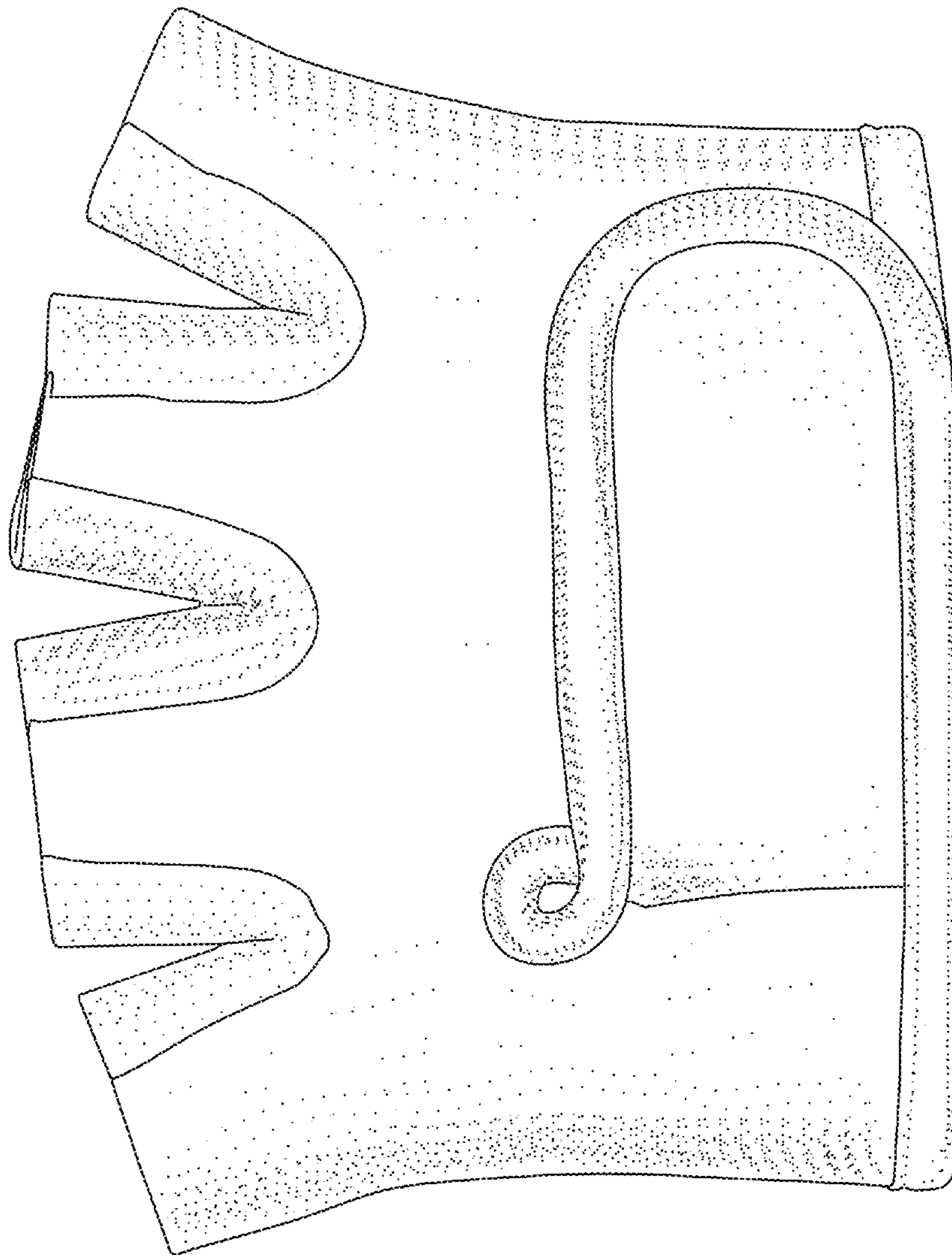


FIG. 5

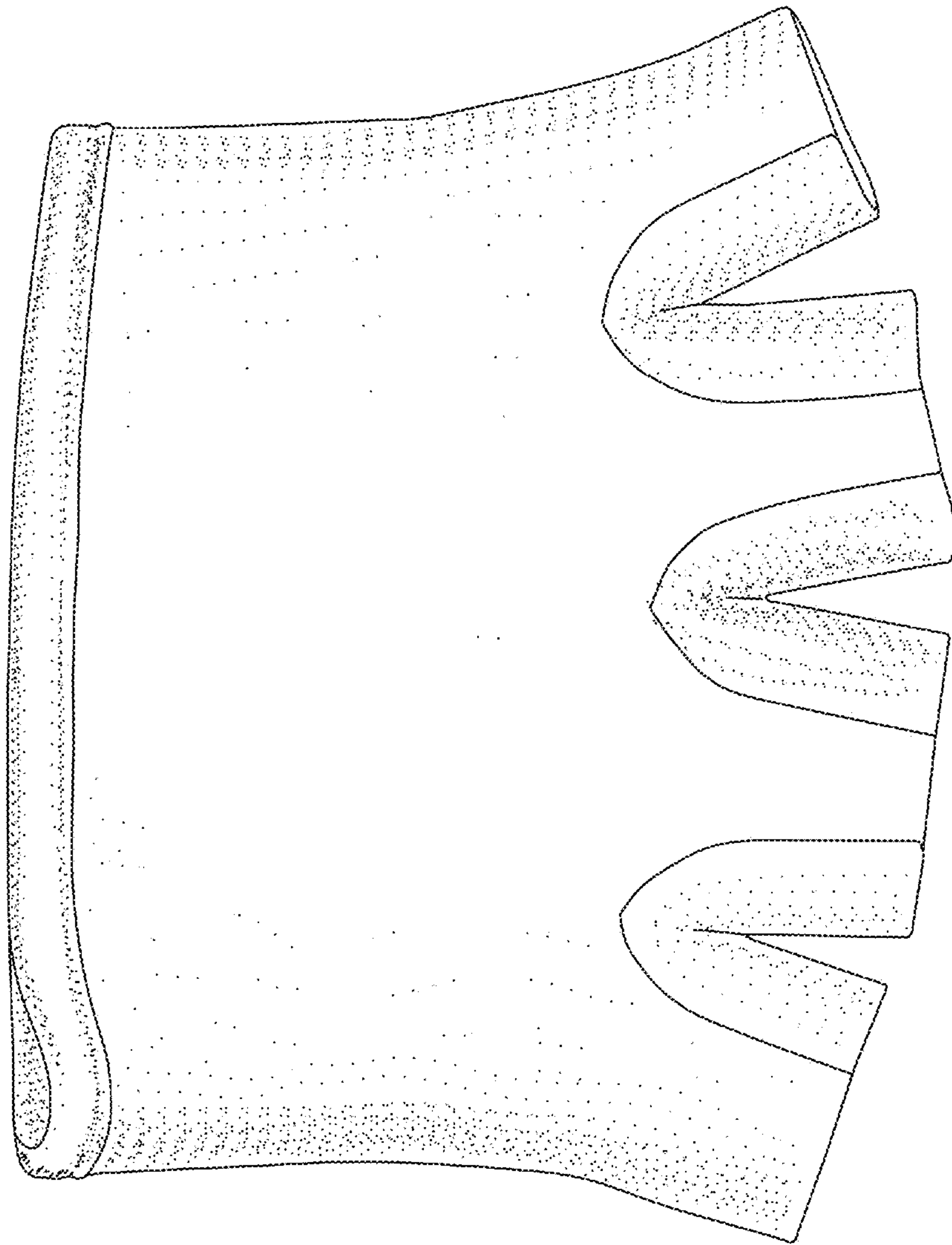


FIG. 6

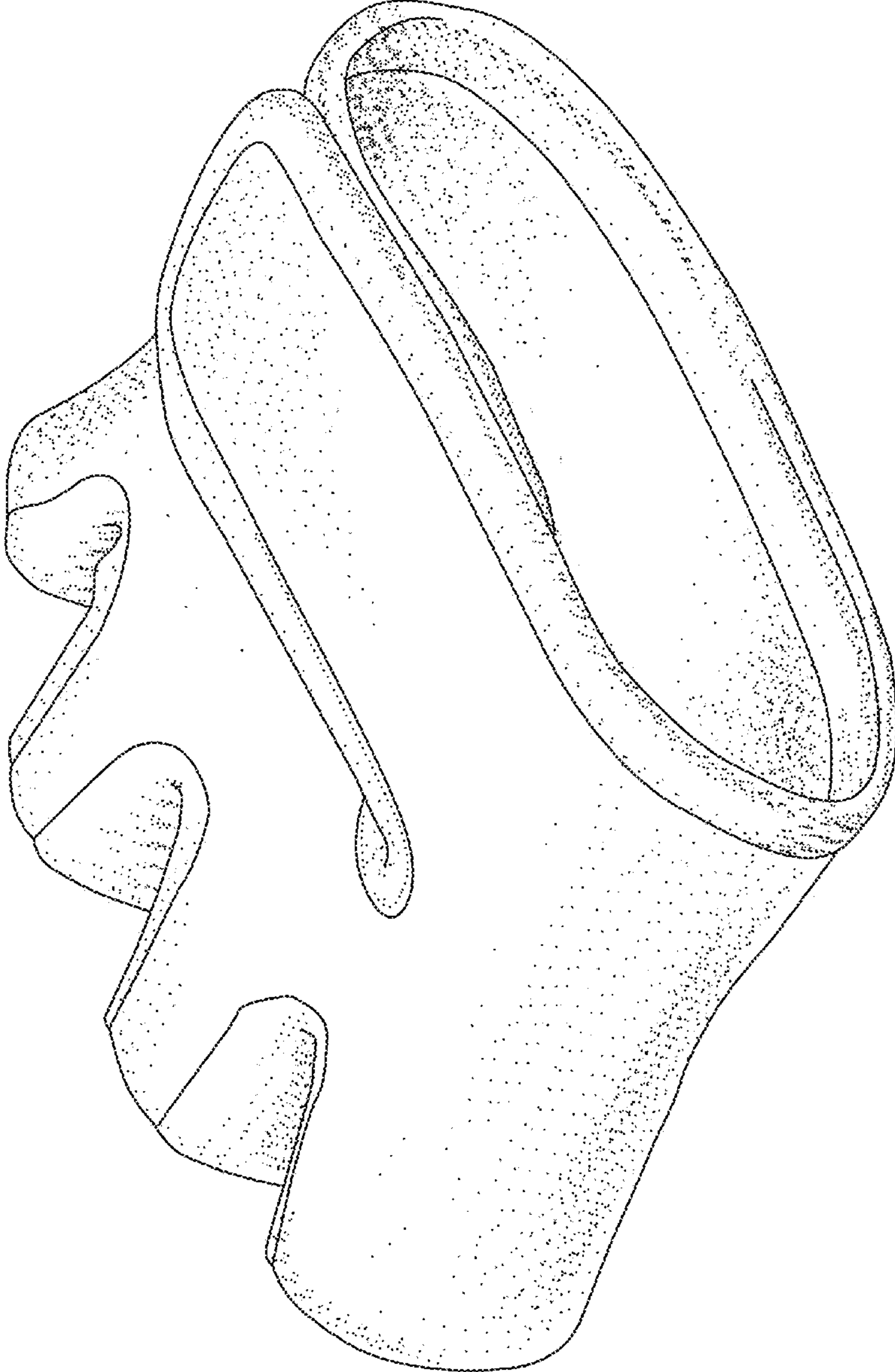


FIG. 7