



US00D748311S

(12) **United States Design Patent**
Schneider

(10) **Patent No.:** **US D748,311 S**
(45) **Date of Patent:** **** Jan. 26, 2016**

(54) **CAP LIGHT**

(71) Applicant: **BTS Trading GmbH**, Uetersen (DE)

(72) Inventor: **Torsten Bernd Schneider**, Uetersen (DE)

(73) Assignee: **BTS Trading GmbH**, Uetersen (DE)

(**) Term: **14 Years**

(21) Appl. No.: **29/491,917**

(22) Filed: **May 27, 2014**

(51) **LOC (10) Cl.** **26-03**

(52) **U.S. Cl.**
USPC **D26/51**

(58) **Field of Classification Search**
USPC D26/1, 2, 24, 26, 51
CPC F21S 9/00; F21V 21/00; F21V 33/00;
F21V 33/0004; F21V 33/0036; F21W
2121/00; F21W 3131/30

See application file for complete search history.

(56) **References Cited**

U.S. PATENT DOCUMENTS

D500,152	S	*	12/2004	Stekelenburg	D26/2
D637,750	S	*	5/2011	Griffiths	D26/51
D684,281	S	*	6/2013	Rioux	D26/2
D685,507	S	*	7/2013	Sun	D26/2
D685,930	S	*	7/2013	On	D26/2
D743,582	S	*	11/2015	Barr	D26/2

* cited by examiner

Primary Examiner — Brian N Vinson

(74) *Attorney, Agent, or Firm* — Rabin & Berdo, P.C.


(57) **CLAIM**

The ornamental design for a cap light, as shown and described.

DESCRIPTION

FIG. 1 is a front view of a cap light showing my new design;
FIG. 2 is a rear view thereof;
FIG. 3 is a left side view thereof;
FIG. 4 is a right side view thereof;
FIG. 5 is a top plan view thereof; and,
FIG. 6 is a bottom plan view thereof.

1 Claim, 6 Drawing Sheets






FIG. 1




FIG. 2




FIG.3




FIG. 4




FIG. 5




FIG. 6