



US00D748305S

(12) **United States Design Patent**
Miyazawa

(10) **Patent No.:** **US D748,305 S**
(45) **Date of Patent:** **** Jan. 26, 2016**

(54) **FRONT COMBINATION LAMP FOR AN AUTOMOBILE**

(71) Applicant: **HONDA MOTOR CO., LTD.**, Tokyo (JP)

(72) Inventor: **Takuya Miyazawa**, Wako (JP)

(73) Assignee: **HONDA MOTOR CO., LTD.**, Tokyo (JP)

(**) Term: **14 Years**

(21) Appl. No.: **29/511,669**

(22) Filed: **Dec. 12, 2014**

(30) **Foreign Application Priority Data**

Jun. 13, 2014 (JP) 2014-012852

(51) **LOC (10) Cl.** **26-06**

(52) **U.S. Cl.**
USPC **D26/28**

(58) **Field of Classification Search**
USPC D26/28-36; 362/459-468, 475-478, 362/485-487

CPC F21S 48/10; F21S 48/115; F21S 48/225; F21S 48/1233; F21S 48/1266; F21S 48/1388; F21S 48/2268; F21V 21/04

See application file for complete search history.

(56) **References Cited**

U.S. PATENT DOCUMENTS

D528,231 S *	9/2006	Ikeda	D26/28
D528,686 S *	9/2006	Kato	D26/28
D529,208 S *	9/2006	Ikeda	D26/28
D535,409 S *	1/2007	Yamaguchi	D26/28

* cited by examiner

Primary Examiner — Marcus Jackson

(74) *Attorney, Agent, or Firm* — Westerman, Hattori, Daniels & Adrian, LLP

(57) **CLAIM**


The ornamental design for a front combination lamp for an automobile, as shown and described.

DESCRIPTION

FIG. 1 is a perspective view of a front combination lamp for an automobile showing my new design; FIG. 2 is a front elevation view thereof; FIG. 3 is a top plan view thereof; and, FIG. 4 is a right side elevation view thereof.

The de-emphasized and halftone portions shown in the drawings illustrate environmental structure for a front combination lamp for an automobile that form no part of claimed design.

1 Claim, 4 Drawing Sheets



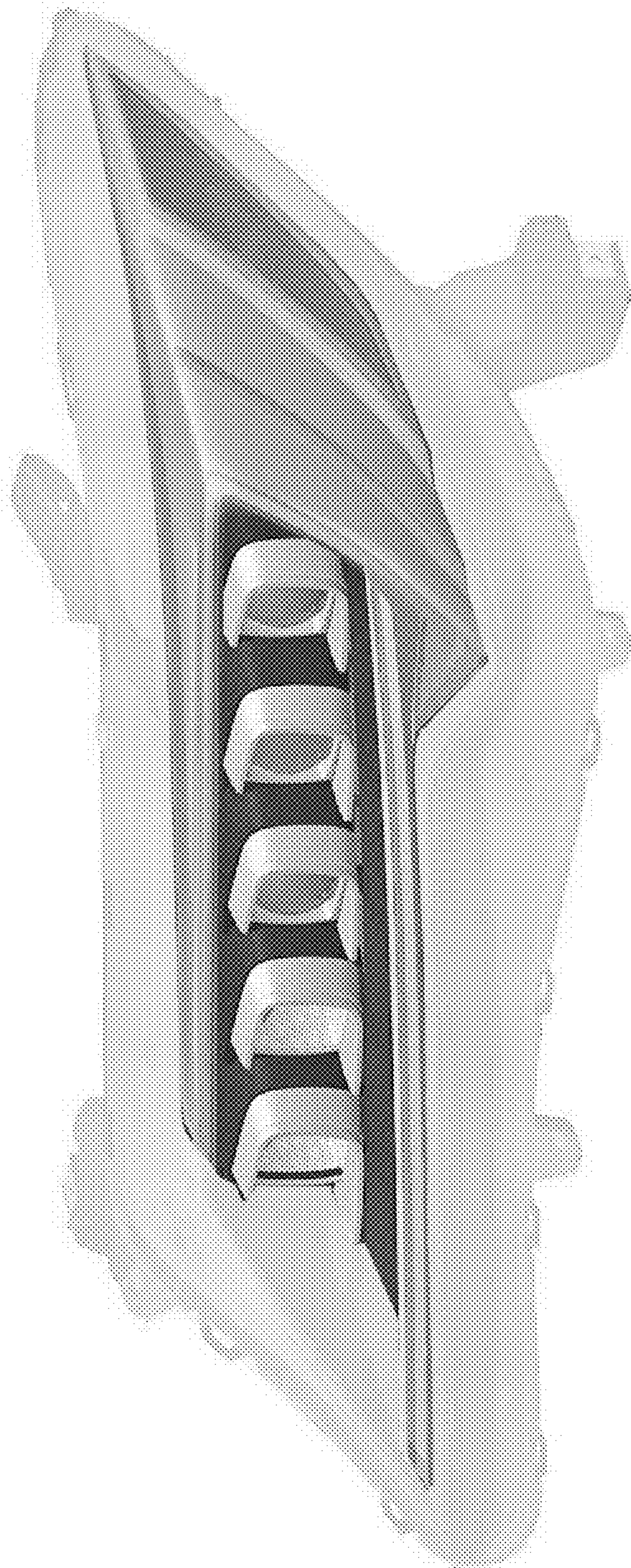


FIG. 1

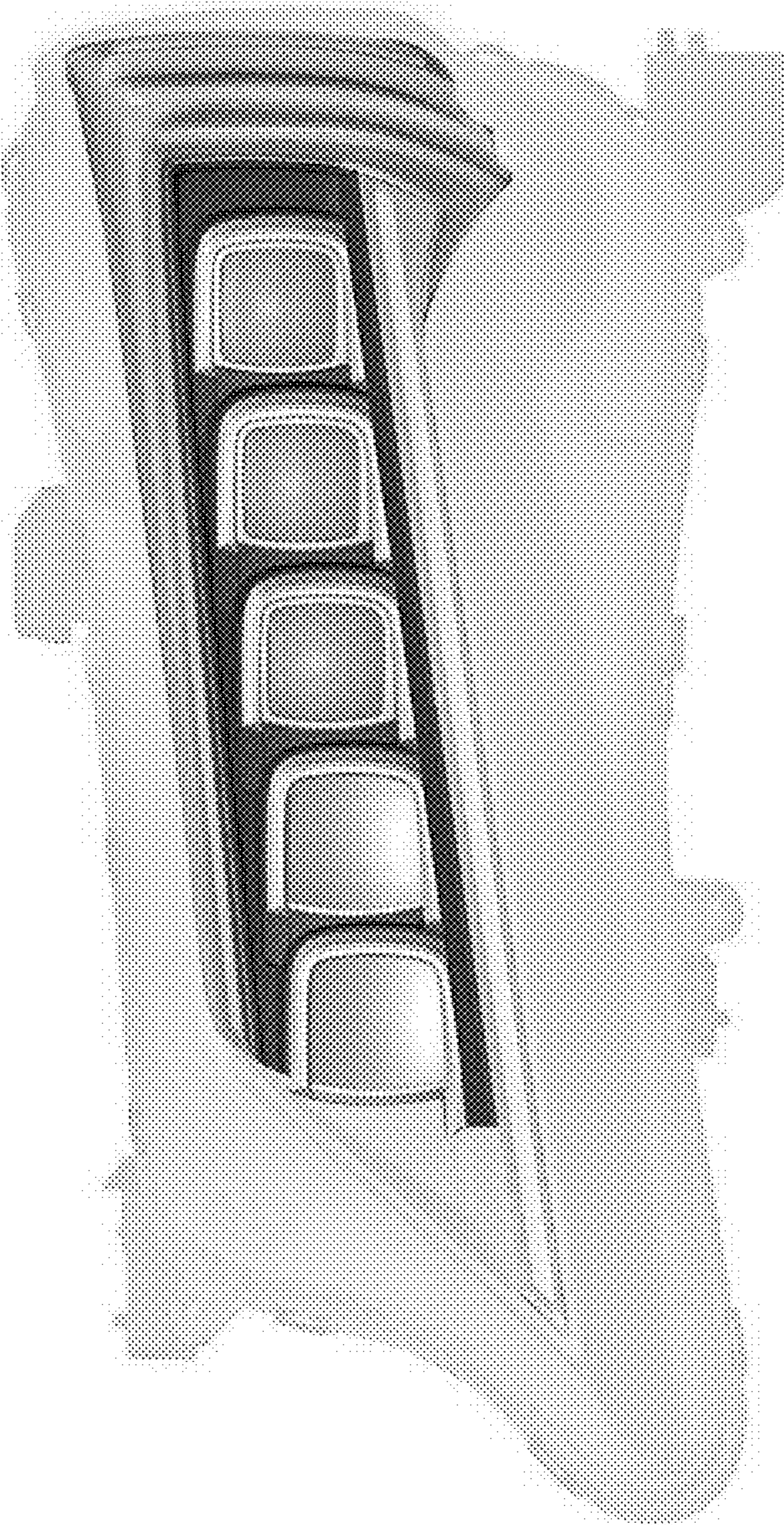


FIG. 2




FIG. 3




FIG. 4