



US00D748302S

(12) **United States Design Patent**
Ahn et al.

(10) **Patent No.:** **US D748,302 S**
(45) **Date of Patent:** **** Jan. 26, 2016**

(54) **AUTONOMOUS VEHICLE TAILLAMP**

DESCRIPTION

- (71) Applicant: **Google Inc.**, Mountain View, CA (US)
- (72) Inventors: **YooJung Ahn**, Mountain View, CA (US); **Philipp Haban**, San Francisco, CA (US)
- (73) Assignee: **Google Inc.**, Mountain View, CA (US)
- (**) Term: **14 Years**
- (21) Appl. No.: **29/491,730**
- (22) Filed: **May 23, 2014**
- (51) **LOC (10) Cl.** **26-06**
- (52) **U.S. Cl.**
USPC **D26/28**
- (58) **Field of Classification Search**
USPC D26/28-36; 362/459-468, 473,
362/475-478, 485-487, 543-549;
D12/187-189
CPC ... F21S 48/1154; F21S 48/218; F21S 48/225;
F21S 48/31; B60Q 3/0289
See application file for complete search history.

The present application is related to copending application Ser. No. 29/491,722, entitled Autonomous Vehicle Overall Exterior, to application Ser. No. 29/491,723, entitled Autonomous Vehicle Door, to application Ser. No. 29/491,717, entitled Tire Rim to application Ser. No. 29/491,734, entitled Autonomous Vehicle Headlamp, to application Ser. No. 29/491,726, entitled Autonomous Vehicle Wing Assembly, and to application Ser. No. 29/491,727, entitled Autonomous Vehicle Rear Vent/Reflector, each of which is filed concurrently herewith, the entire disclosures of which are incorporated by reference herein.

FIG. 1 is a front perspective view of an autonomous vehicle taillamp according to a first embodiment of our design; FIG. 2 is a front elevation view thereof; FIG. 3 is a left side elevation view thereof; FIG. 4 is a top elevation view thereof; FIG. 5 is a front perspective view of an autonomous vehicle taillamp according to a second embodiment of our design; FIG. 6 is a front elevation view thereof; FIG. 7 is a left side elevation view thereof; FIG. 8 is a top elevation view thereof; FIG. 9 is a front perspective view of an autonomous vehicle taillamp according to a third embodiment of our design; FIG. 10 is a front elevation view thereof; FIG. 11 is a left side elevation view thereof; FIG. 12 is a top elevation view thereof; FIG. 13 is a front perspective view of an autonomous vehicle taillamp according to a fourth embodiment of our design; FIG. 14 is a front elevation view thereof; FIG. 15 is a left side elevation view thereof; and, FIG. 16 is a top elevation view thereof.

The embodiments shown in FIGS. 1 through 16 illustrate the autonomous vehicle taillamp arranged for use on a first side of a vehicle. Other embodiments encompassed by this design include the autonomous vehicle taillamp on an opposite side of the vehicle, wherein such embodiments are mirror images of the designs disclosed in FIGS. 1 through 16 and are not shown.

The broken lines shown in the drawings illustrate environmental subject matter which forms no part of the claimed design.

The stippling in the drawings illustrates a surface contrast and forms part of the claimed design.

(56) **References Cited**

U.S. PATENT DOCUMENTS

- D282,923 S * 3/1986 Soederberg D12/183
- D323,901 S * 2/1992 Falck et al. D26/35

(Continued)

OTHER PUBLICATIONS

McFadden, Colin-Druce, "Autonomous car concept swaps steering wheel for gesture controls", <<http://www.dvice.com/2014-3-12/autonomous-car-concept-swaps-steering-wheel-gesture-controls>>, Mar. 12, 2014.

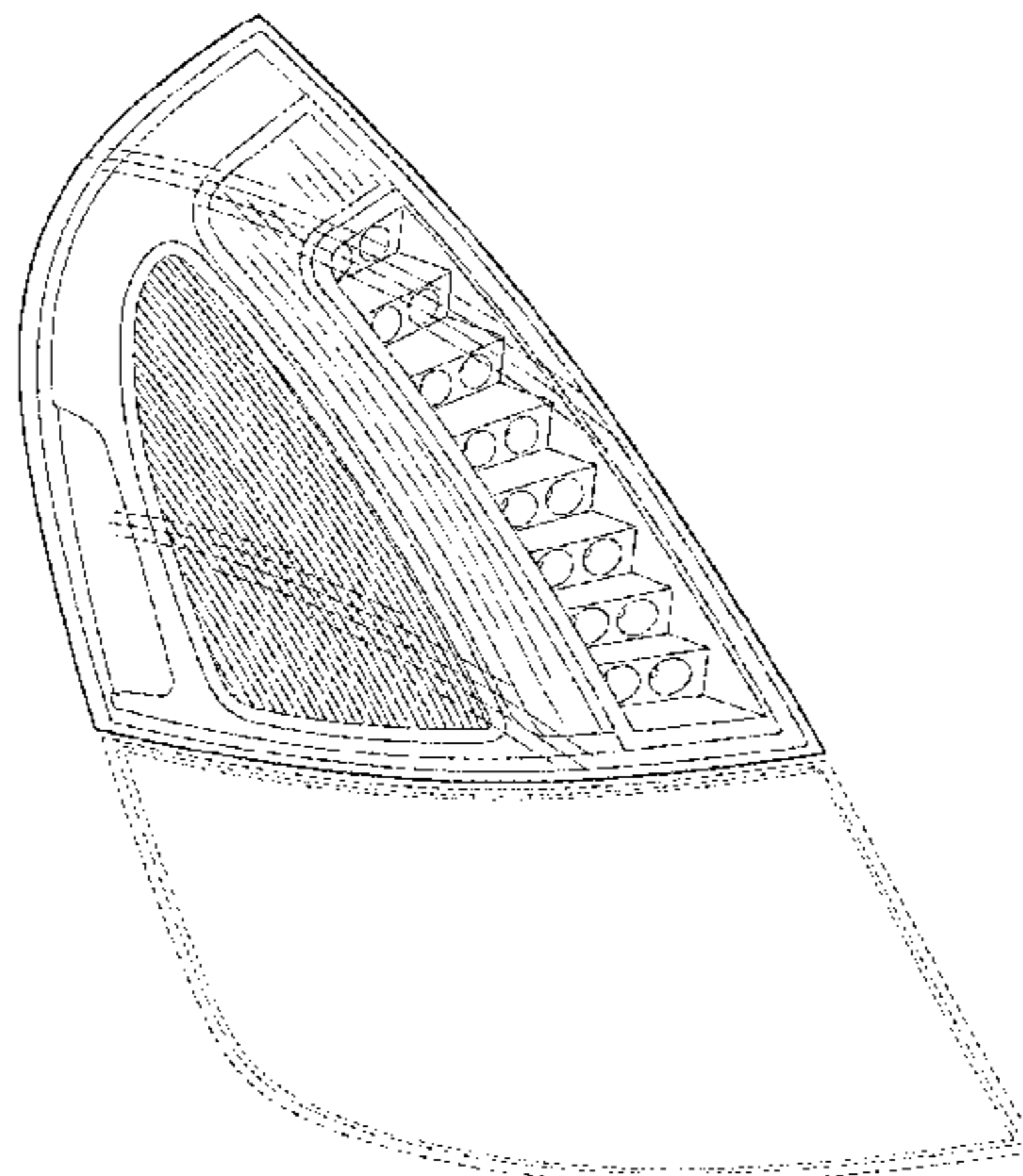
(Continued)

Primary Examiner — Cynthia Ramirez
Assistant Examiner — Llorelys Martinez-Rivera
(74) *Attorney, Agent, or Firm* — Lerner, David, Littenberg, Krumholz & Mentlik, LLP

(57) **CLAIM**

The ornamental design for an autonomous vehicle taillamp, as shown and described.

1 Claim, 16 Drawing Sheets



(56)

References Cited

U.S. PATENT DOCUMENTS

D411,814 S 7/1999 Chibuka et al.
 D418,471 S 1/2000 Gabath
 D421,588 S 3/2000 Kitamura
 D447,191 S 8/2001 Hoelzel et al.
 D456,312 S 4/2002 Leutz
 D457,115 S 5/2002 Mahoney et al.
 D459,764 S 7/2002 Hoelzel et al.
 D466,458 S 12/2002 Murkett
 D467,849 S 12/2002 Murkett
 6,530,251 B1 3/2003 Dimig
 D472,863 S 4/2003 Carroll
 D476,340 S 6/2003 Niebuhr et al.
 D515,489 S 2/2006 Tokutake
 D520,428 S 5/2006 Iwanaga et al.
 D526,429 S * 8/2006 Hovind et al. D26/28
 D528,490 S 9/2006 Schumaker
 D546,986 S * 7/2007 Platto et al. D26/28
 D553,269 S * 10/2007 Pfeiffer et al. D26/28
 D556,111 S 11/2007 Levy
 D556,662 S 12/2007 Murkett
 D559,734 S 1/2008 Sinkwitz
 D564,432 S 3/2008 Pfeiffer
 D568,792 S 5/2008 Moushegian et al.
 D582,824 S 12/2008 Kobayashi
 D586,020 S * 2/2009 Hsu D26/28
 D592,102 S 5/2009 Kim
 D592,336 S * 5/2009 Hsu D26/28
 7,537,256 B2 5/2009 Gates et al.
 D594,383 S 6/2009 Lo et al.
 D596,323 S * 7/2009 Ishizuka et al. D26/28
 D601,072 S 9/2009 Giachin
 D603,296 S 11/2009 Zhou et al.
 D603,306 S 11/2009 Jung et al.
 D608,263 S 1/2010 Truebsbach
 D613,220 S 4/2010 Ikeda et al.
 D615,905 S 5/2010 Arnell
 D619,931 S 7/2010 Arnell
 D625,445 S * 10/2010 Takahashi et al. D26/28
 D629,717 S 12/2010 Artioli
 D633,839 S 3/2011 Matei et al.

D634,686 S 3/2011 Matei et al.
 D636,317 S 4/2011 Matei et al.
 D638,338 S 5/2011 Huet
 D644,975 S 9/2011 Kumai et al.
 D649,910 S 12/2011 Mullen
 D651,132 S 12/2011 Lambri et al.
 D655,836 S * 3/2012 Lee et al. D26/28
 D660,211 S 5/2012 Ikuma et al.
 D663,665 S 7/2012 Hakamata et al.
 D671,452 S 11/2012 Fernandez Isoird
 D671,453 S 11/2012 Fernandez Isoird
 D675,961 S 2/2013 Nagafuchi et al.
 D676,359 S 2/2013 Panoz et al.
 D681,529 S 5/2013 Minami et al.
 D682,172 S 5/2013 Peltola et al.
 D684,091 S 6/2013 Frenzel et al.
 D693,270 S 11/2013 Burki et al.
 D693,272 S 11/2013 Burki et al.
 D695,178 S 12/2013 Tada et al.
 D695,179 S 12/2013 Tada et al.
 D695,661 S 12/2013 Asano et al.
 D695,663 S 12/2013 Suga et al.
 D695,664 S 12/2013 Suga et al.
 D696,172 S 12/2013 Kawasaki et al.
 D696,999 S 1/2014 Suga et al.
 D698,717 S 2/2014 Kobayashi
 D700,104 S 2/2014 Malachowski
 D706,191 S 6/2014 Choi et al.
 D706,692 S 6/2014 Wheel et al.
 D710,264 S 8/2014 Watkins et al.
 D718,695 S 12/2014 Galante et al.
 D719,062 S 12/2014 Wada
 D720,874 S * 1/2015 Jackson et al. D26/28
 D721,024 S 1/2015 Thole et al.
 D726,351 S * 4/2015 Kato D26/28
 2014/0252949 A1 * 9/2014 Ko et al. 362/540

OTHER PUBLICATIONS

Ridden, Paul, "ATNMBL—The concept car with no steering wheel, brake pedal or driver's seat", <<http://www.gizmag.com/atnmb-automonomous-concept-passenger-transport/15877/>>, Jul. 29, 2010.

* cited by examiner

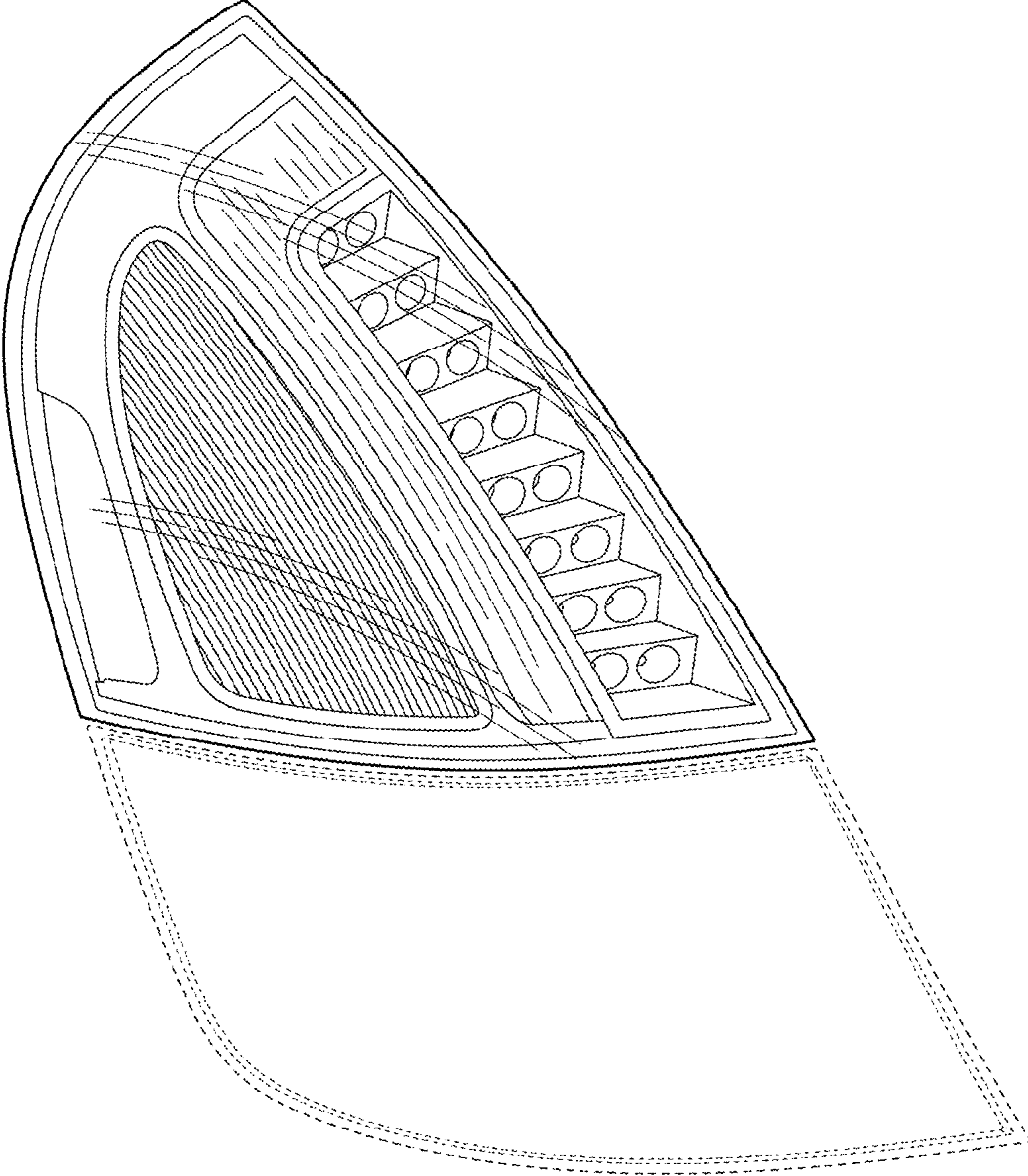


FIG. 1

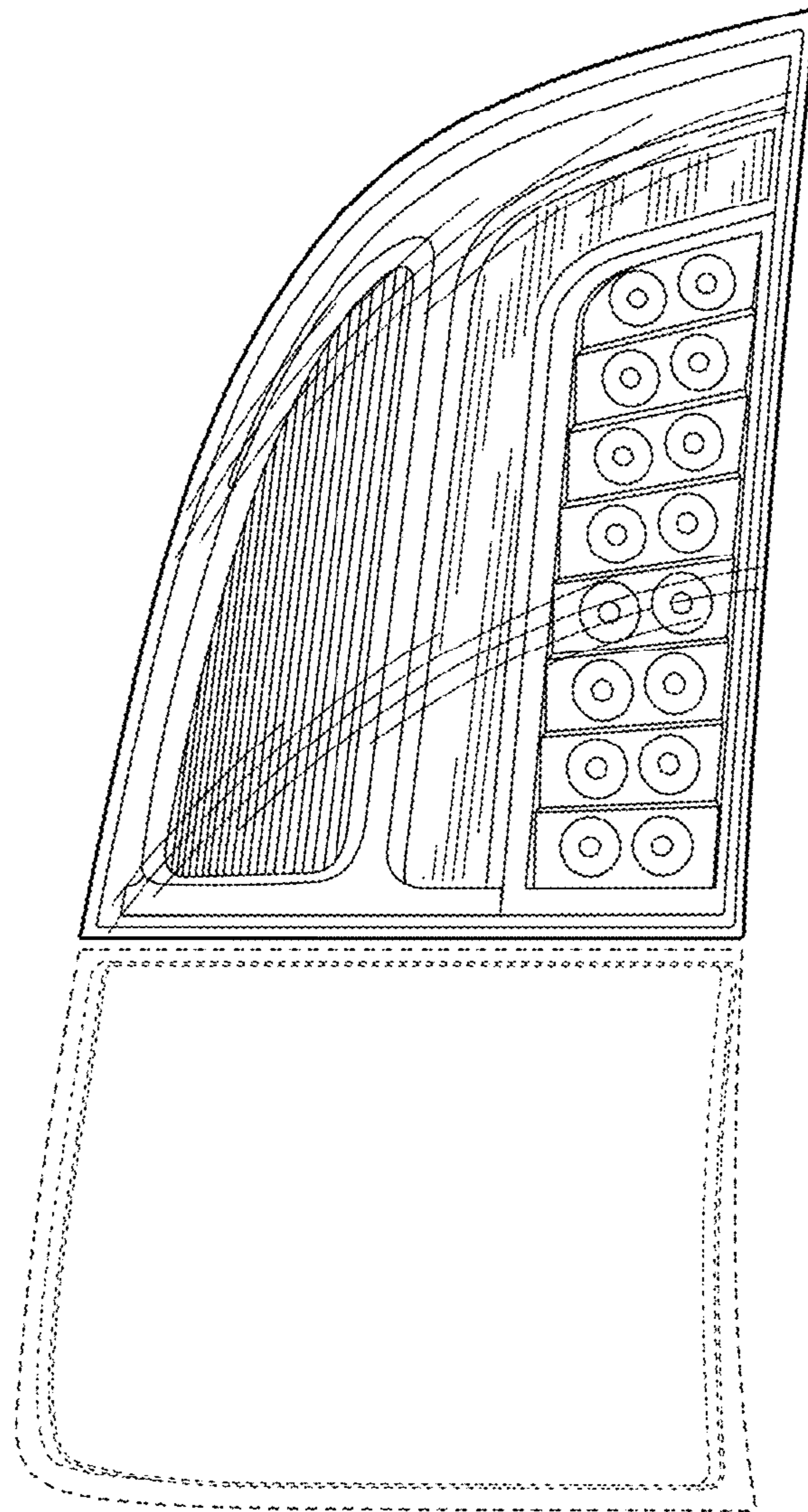


FIG. 2

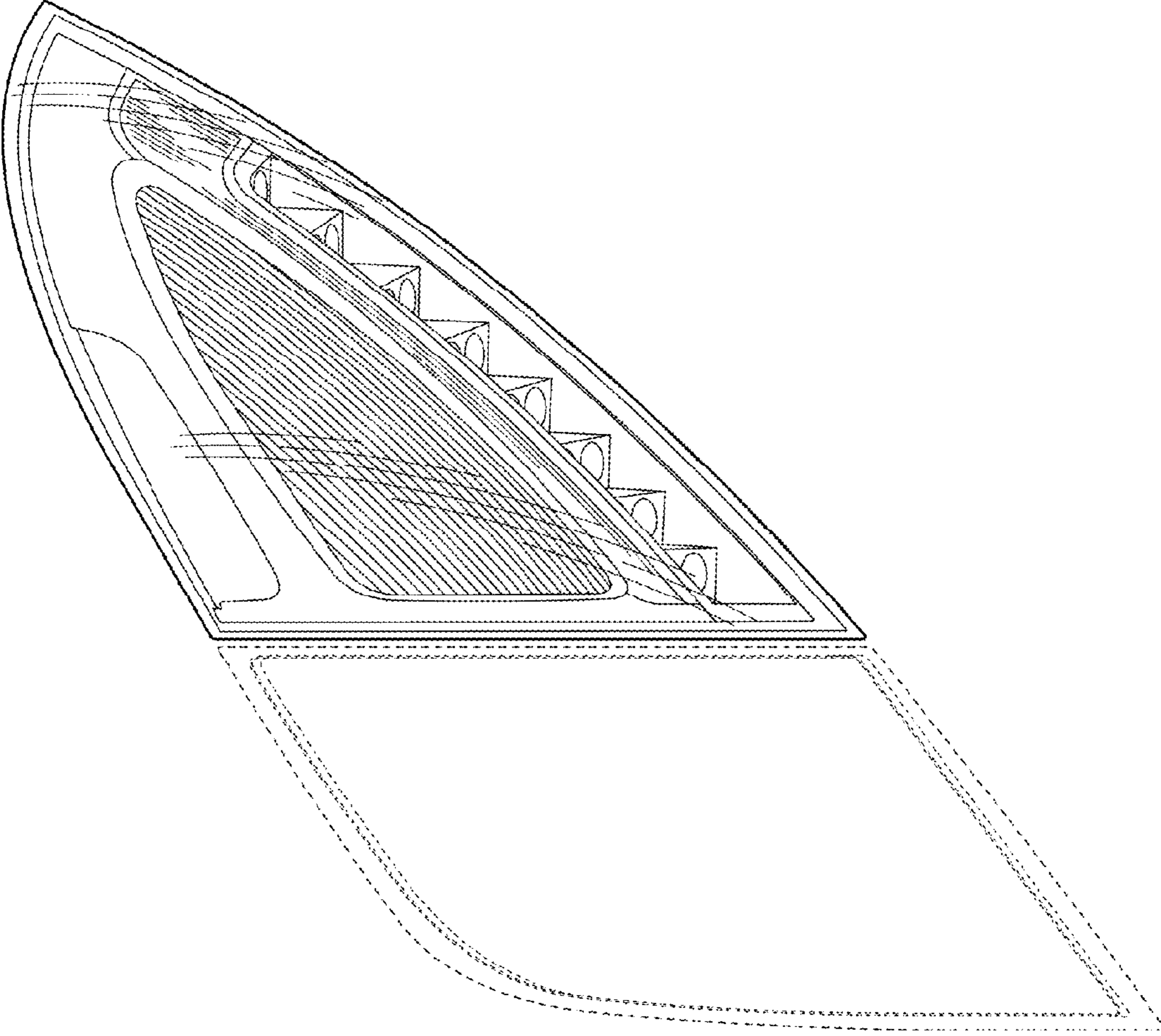


FIG. 3

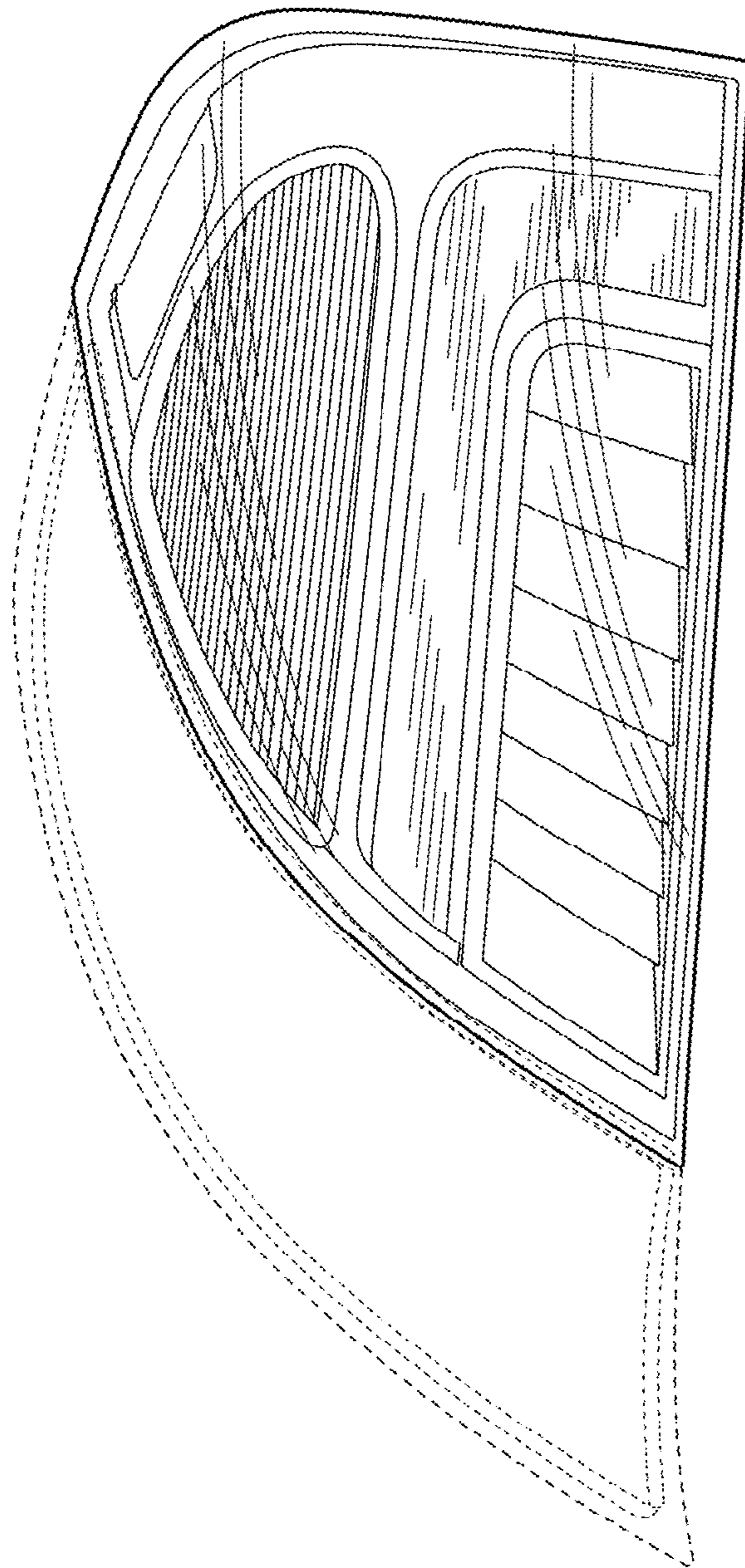


FIG. 4

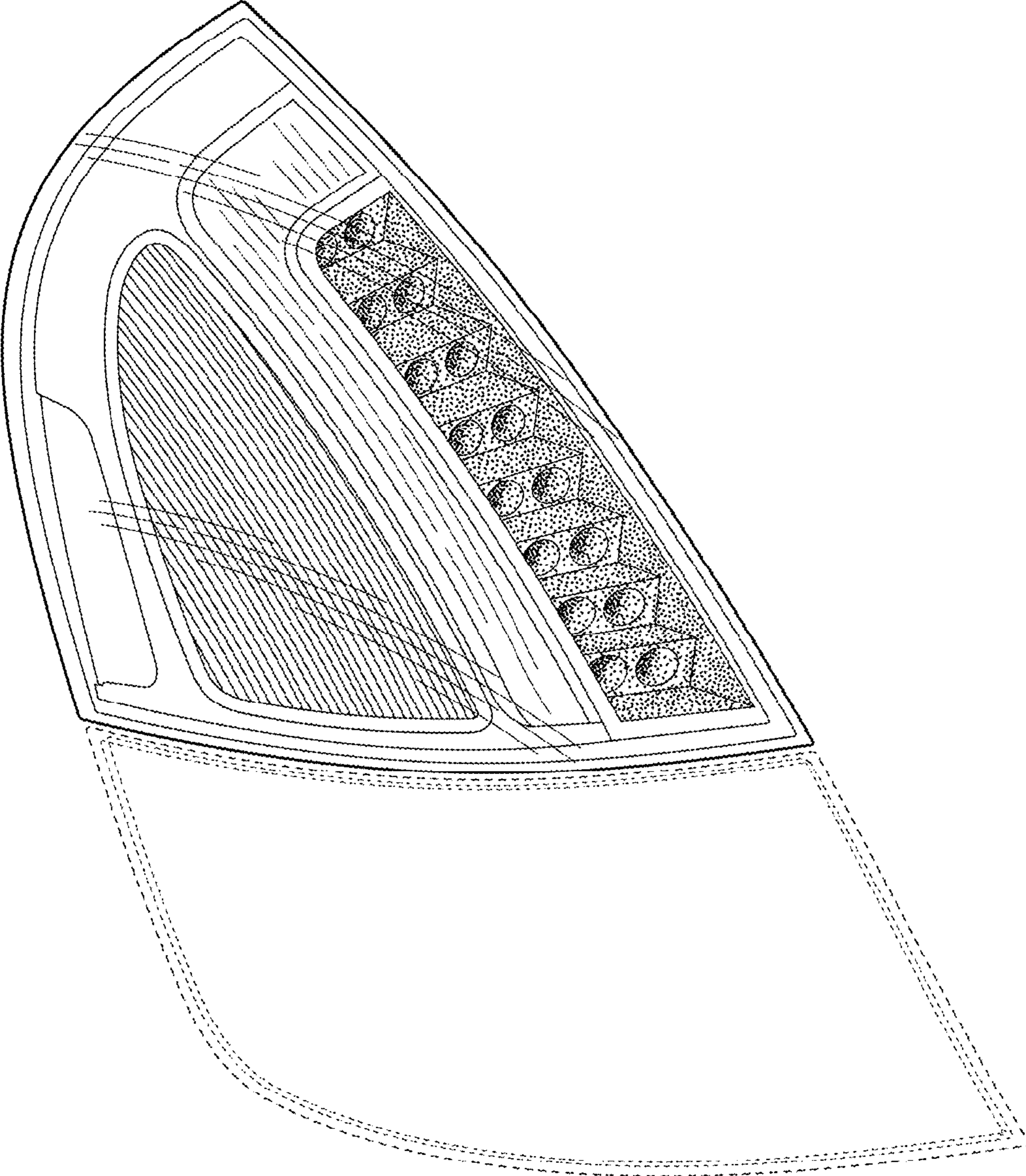


FIG. 5

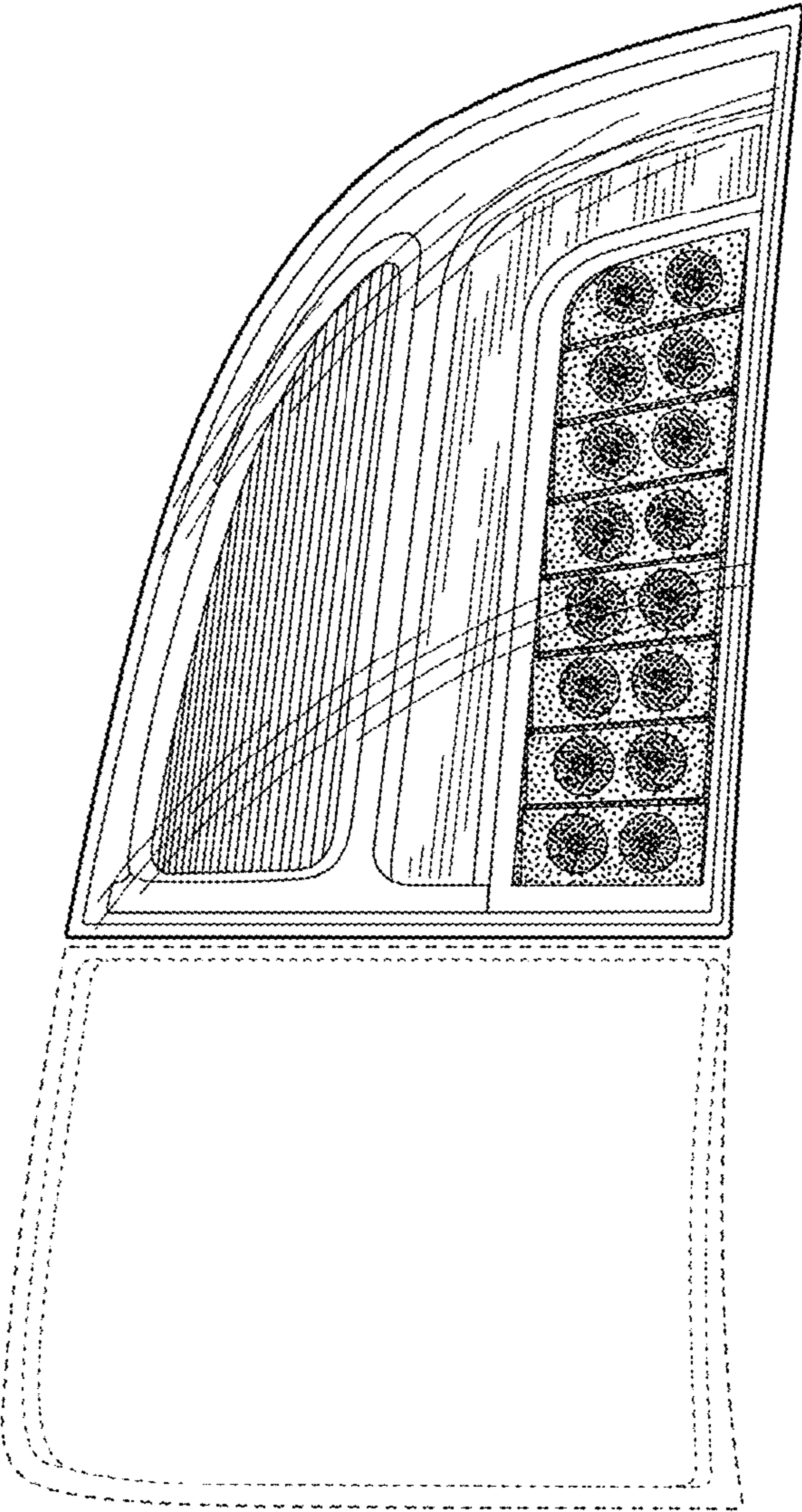


FIG. 6

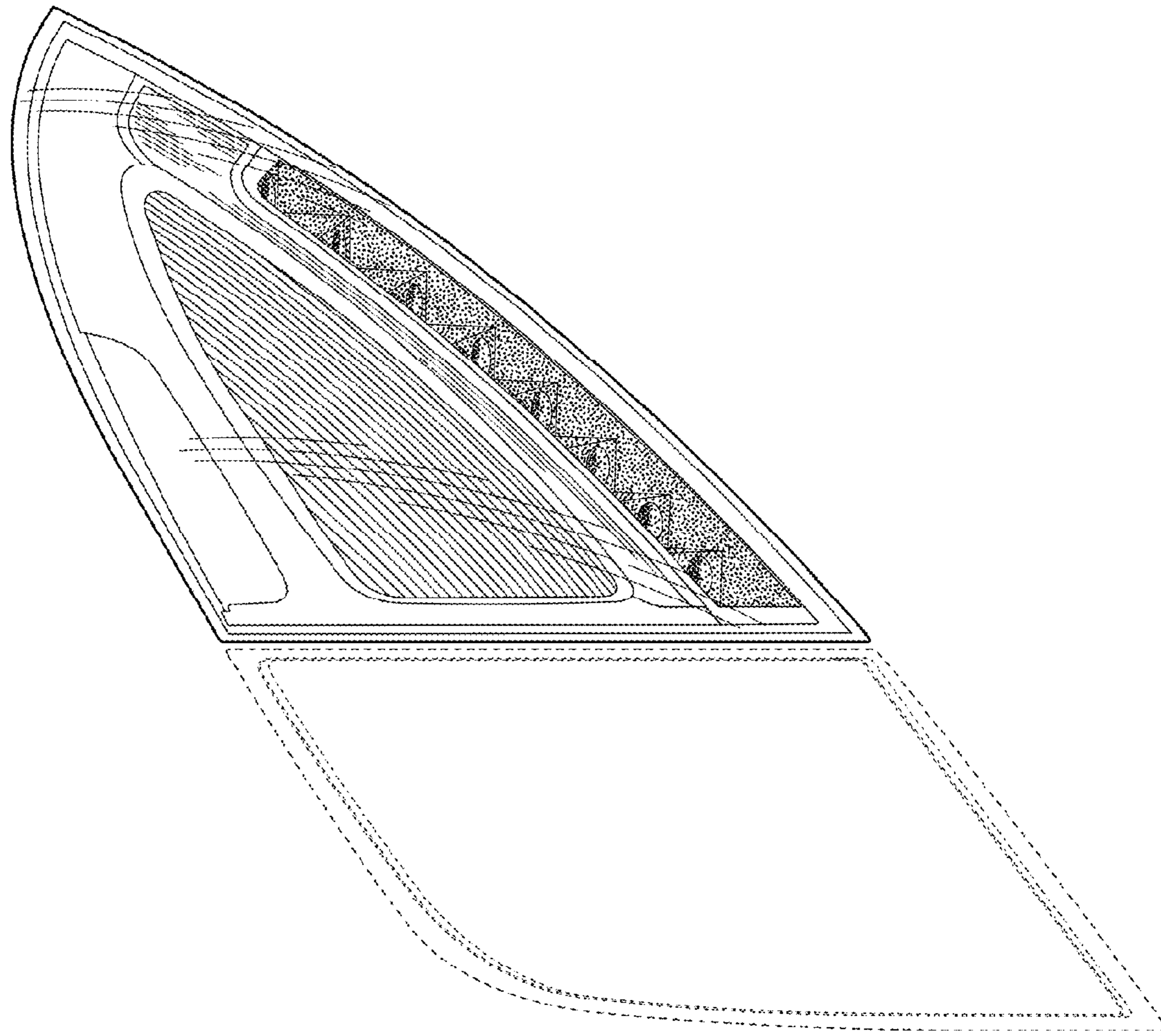


FIG. 7

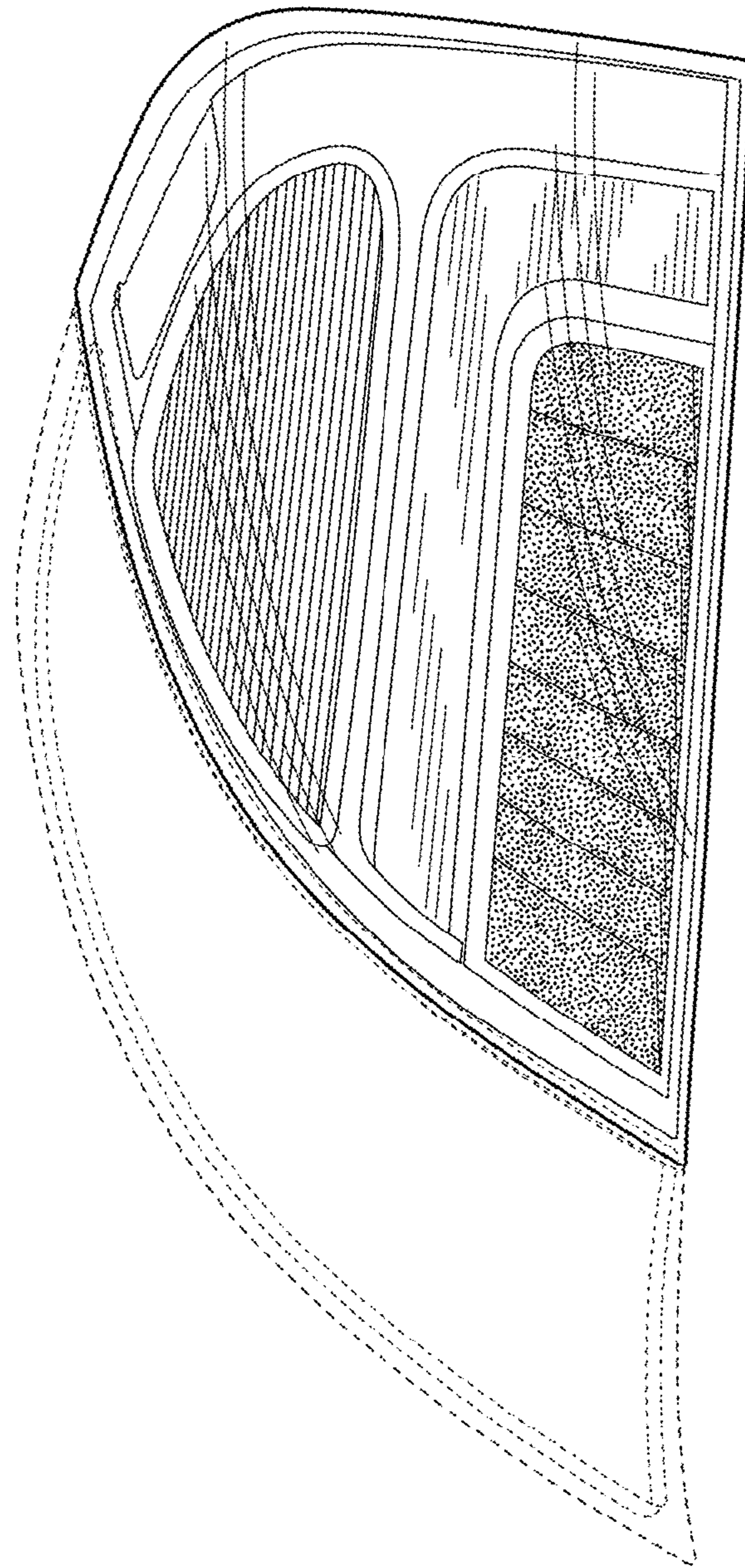


FIG. 8

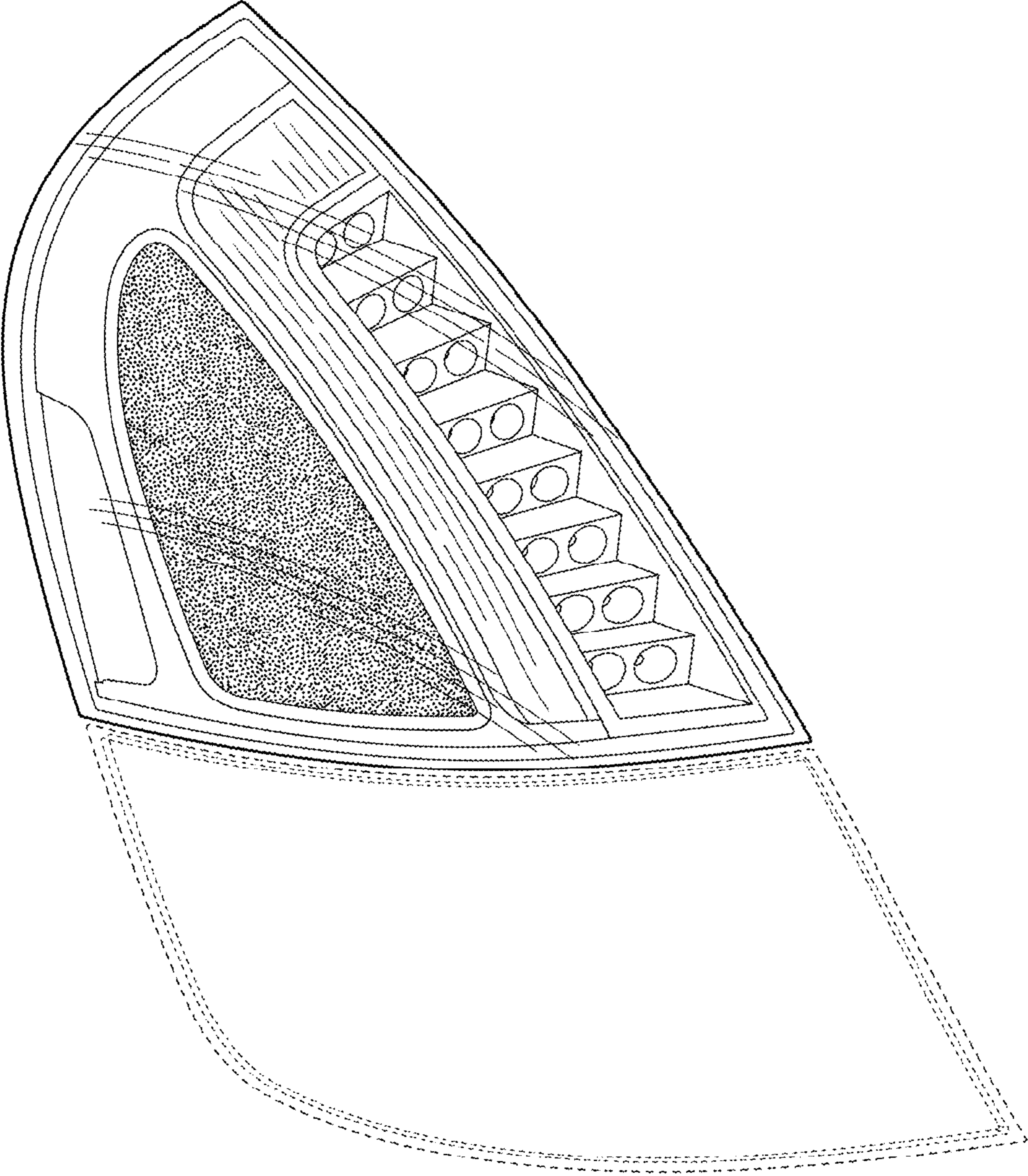


FIG. 9

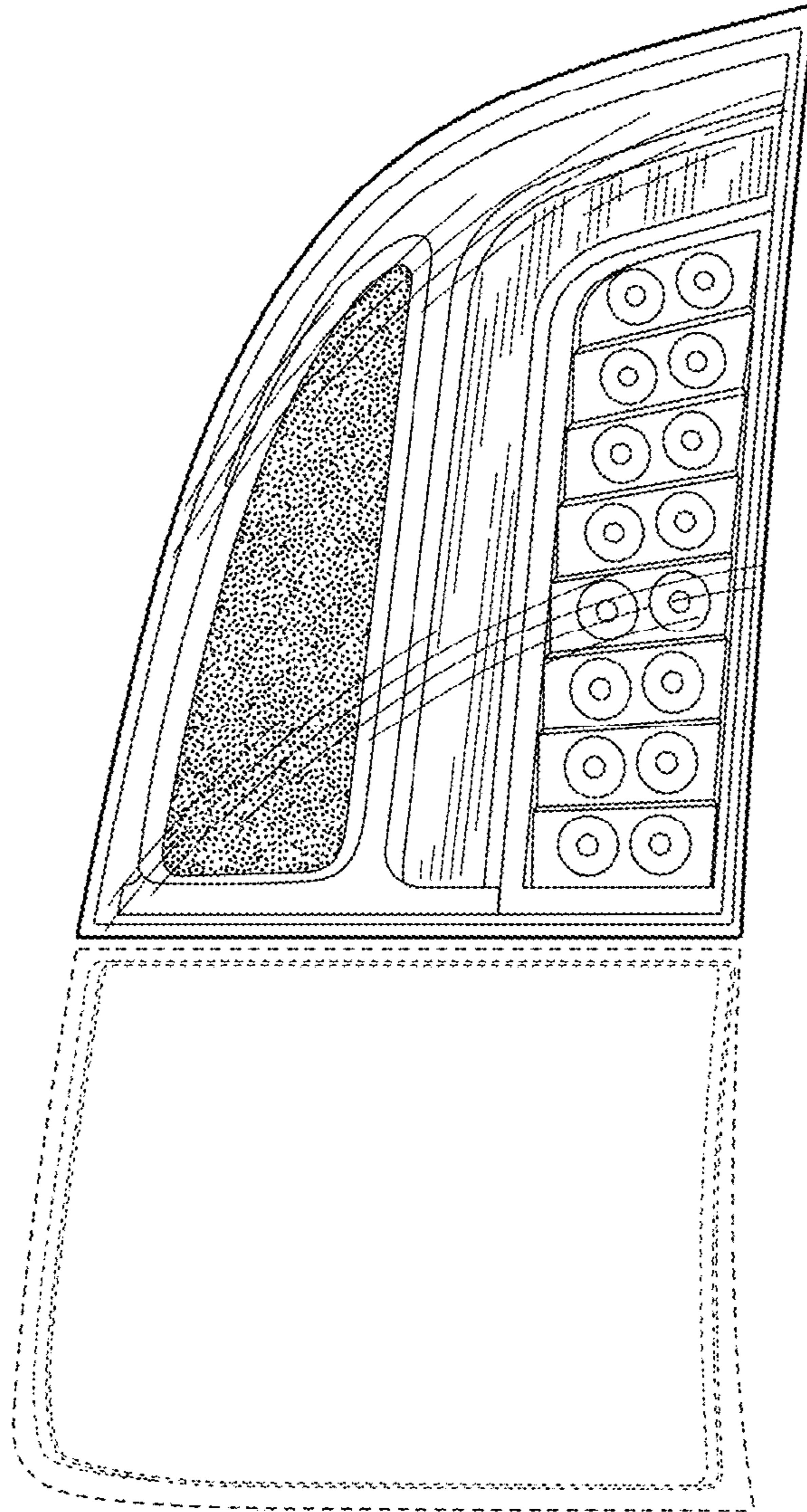


FIG. 10

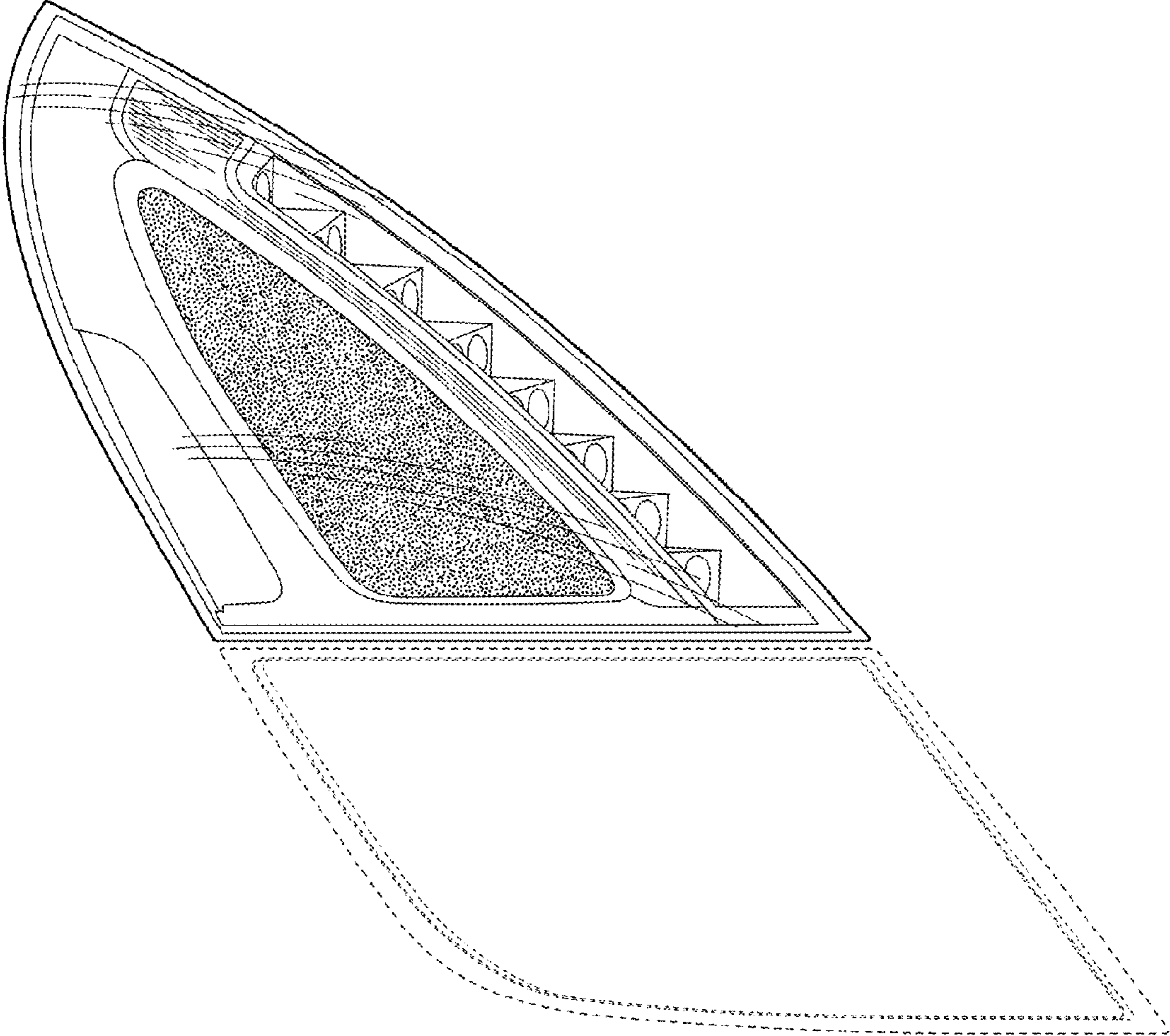


FIG. 11

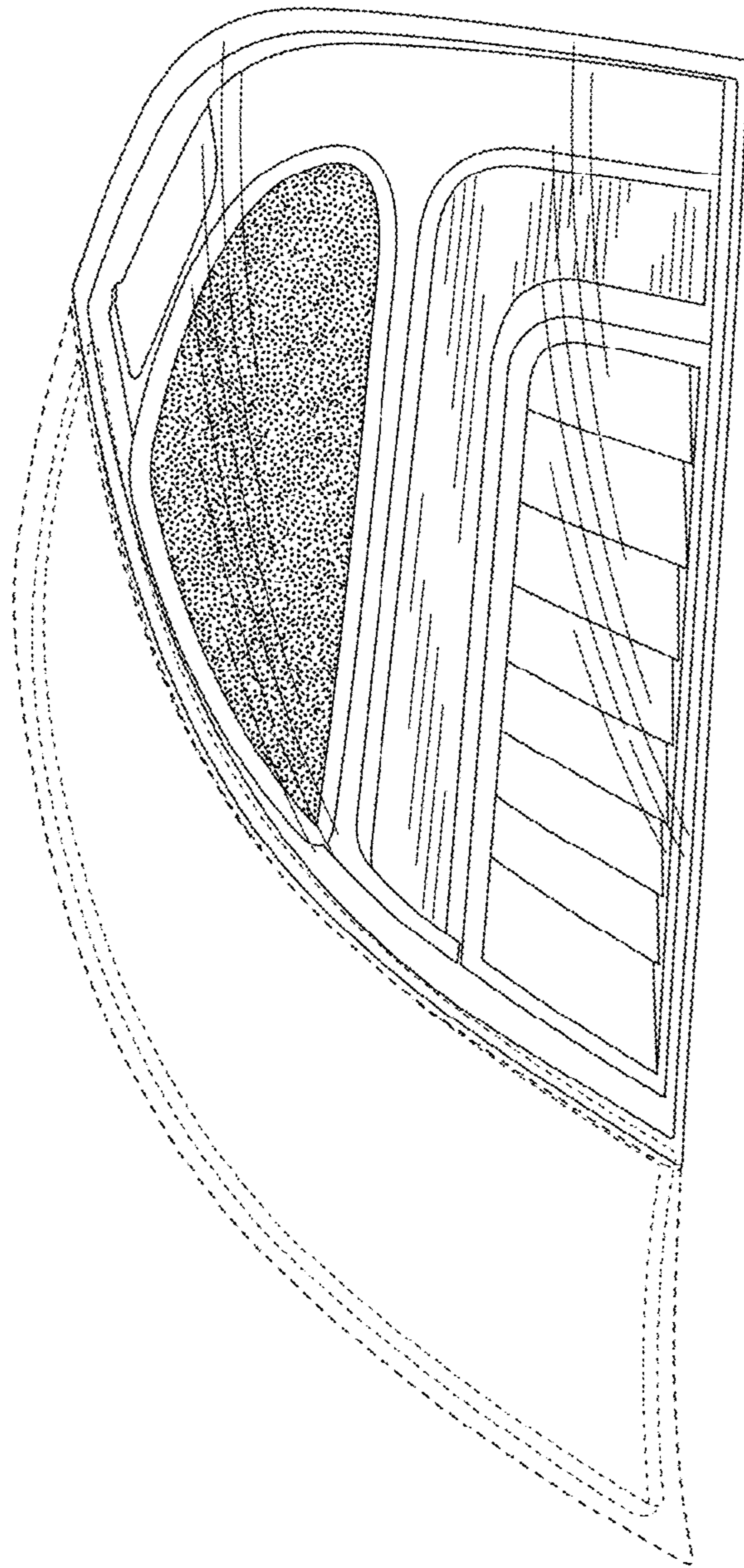


FIG. 12

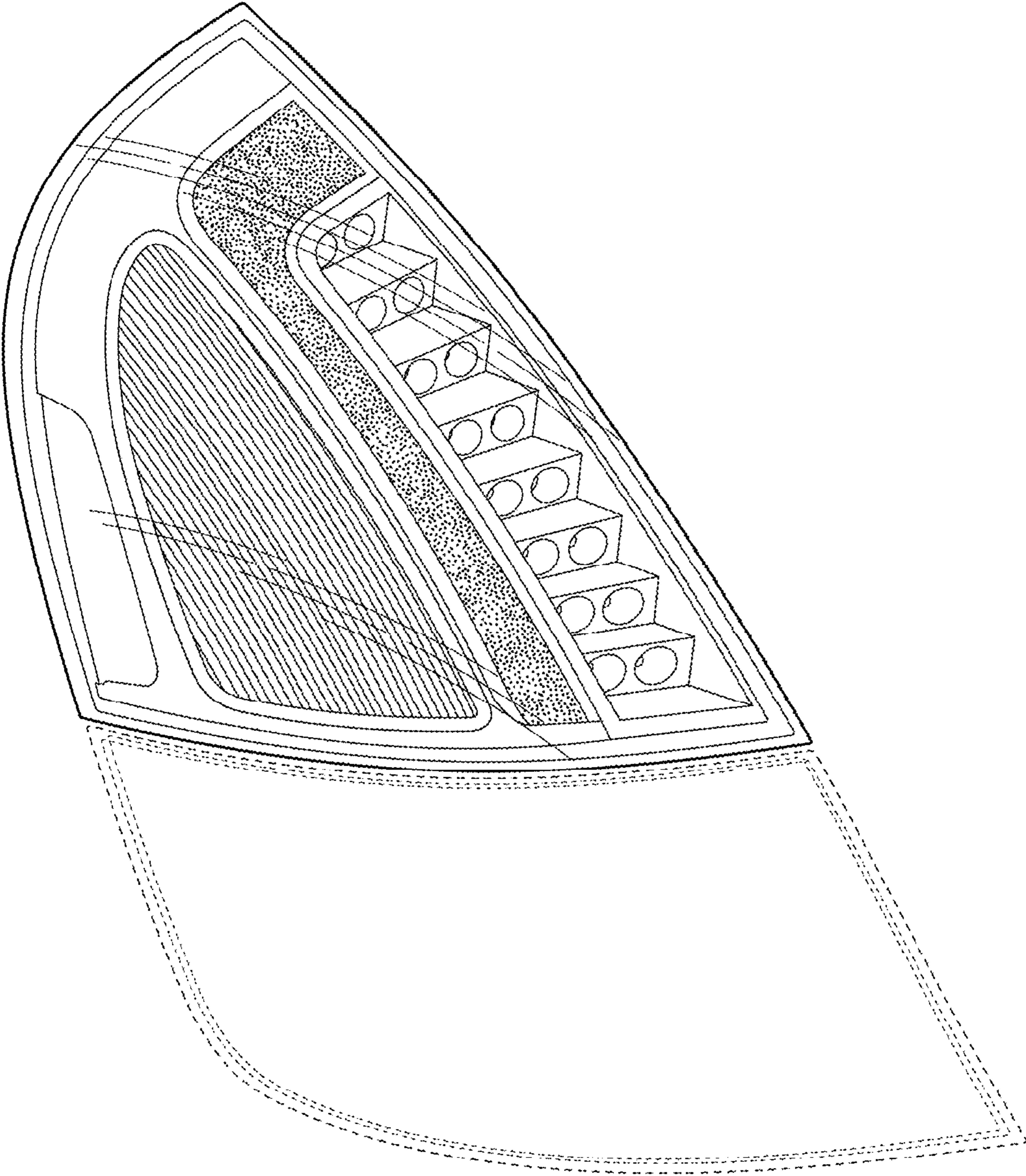


FIG. 13

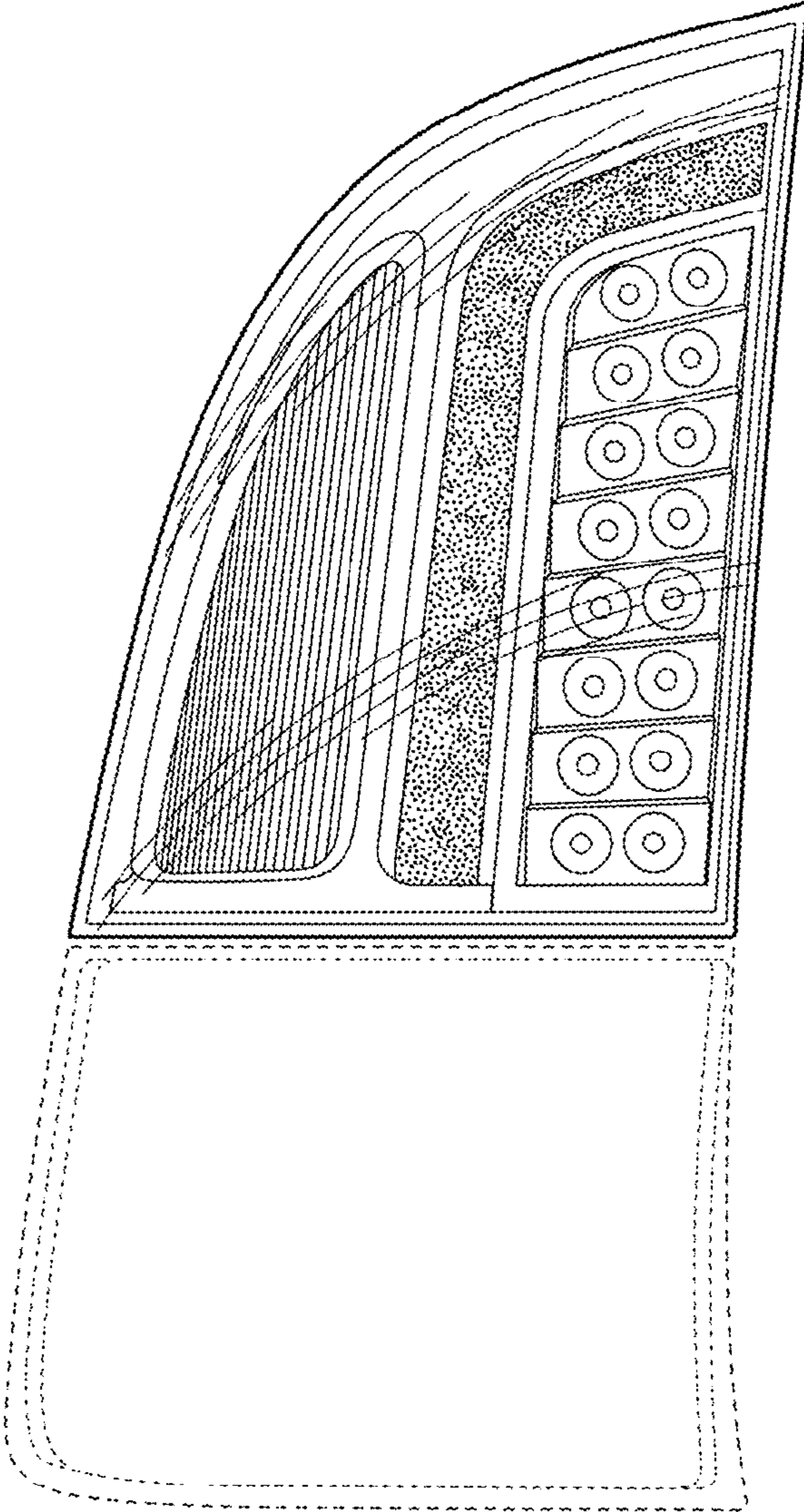


FIG. 14

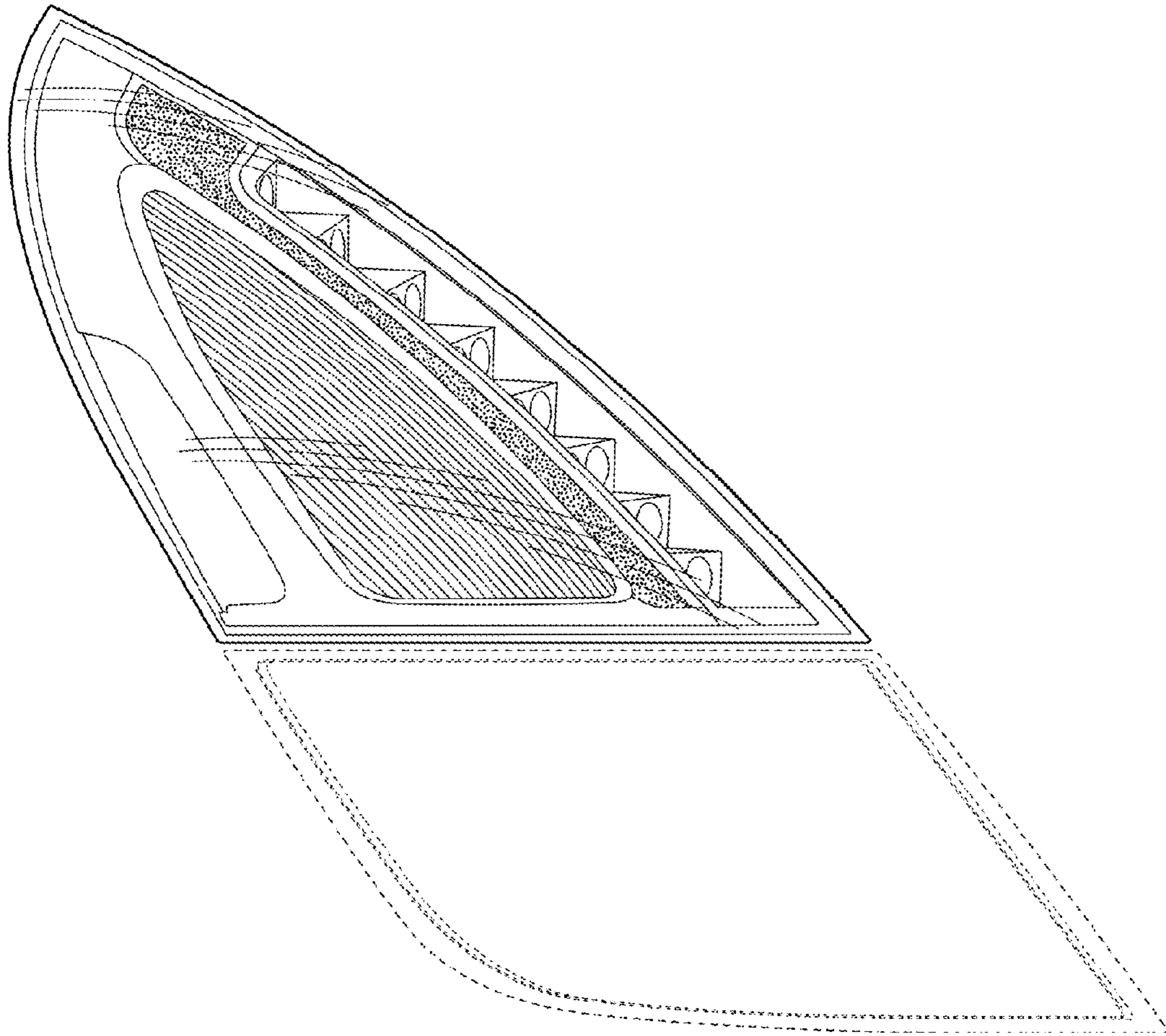


FIG. 15

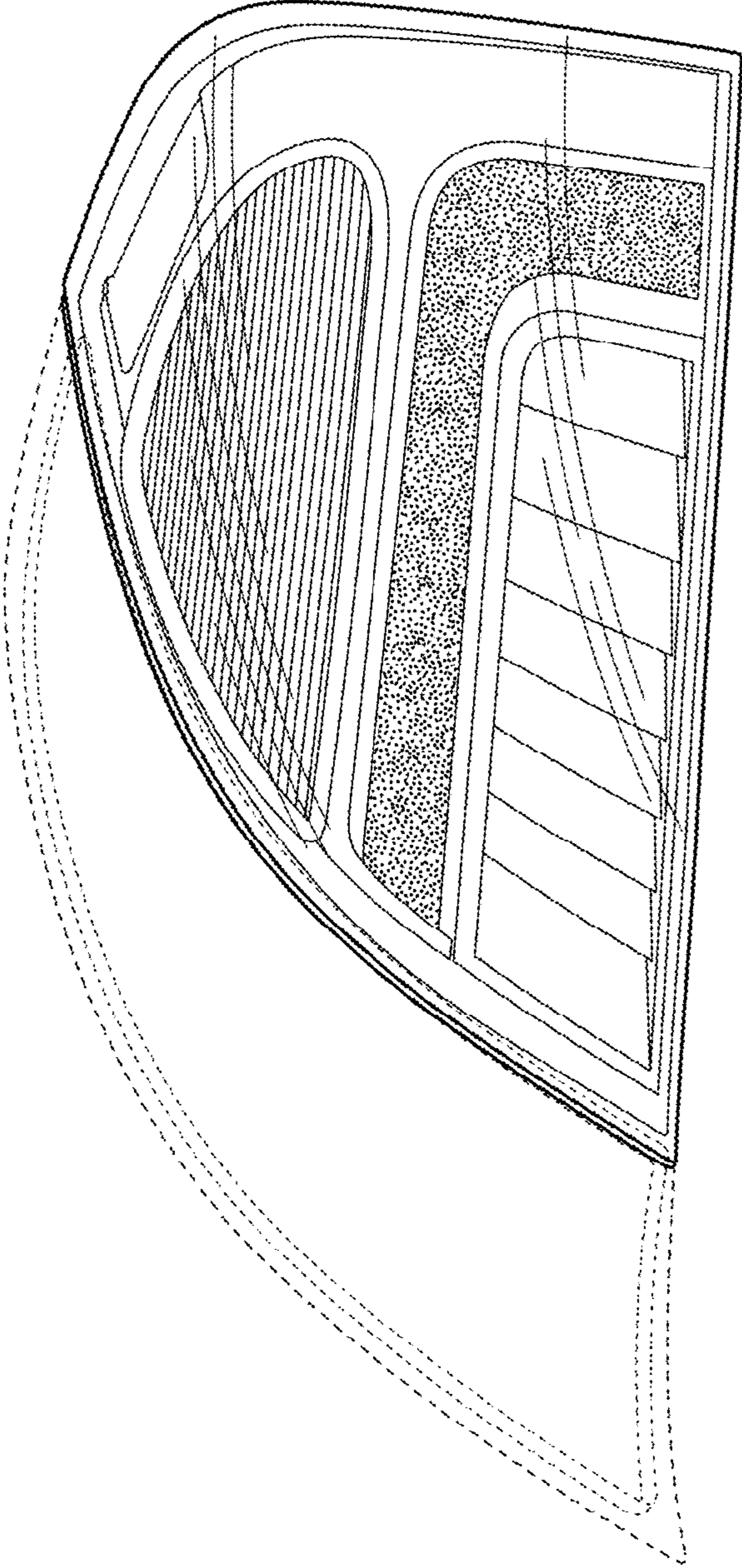


FIG. 16