



US00D748291S

(12) **United States Design Patent**  
**Kamil**

(10) **Patent No.:** **US D748,291 S**  
(45) **Date of Patent:** **\*\* Jan. 26, 2016**

(54) **ROOF TILE**

(71) Applicant: **ONDULINE**, Levallois-Perret (FR)

(72) Inventor: **Melih Kamil**, Istanbul (TR)

(73) Assignee: **Onduline SA**, Levallois Perret (FR)

(\*\*) Term: **14 Years**

(21) Appl. No.: **29/496,423**

(22) Filed: **Jul. 11, 2014**

(30) **Foreign Application Priority Data**

May 21, 2014 (EM) ..... 002468389-0004

(51) **LOC (10) Cl.** ..... **25-01**

(52) **U.S. Cl.**  
USPC ..... **D25/141**

(58) **Field of Classification Search**  
USPC ..... D25/139, 141, 143, 144  
CPC ..... E04D 1/00; E04D 1/28; E04D 2001/005;  
E04D 2001/3491; E04D 1/26; E04D 7/005;  
E04D 3/00; E04D 3/02; E04D 1/04; E04D  
1/06; E04D 1/08; E04D 1/12; E04D 1/24;  
E04D 2001/3497; E04D 1/265; E04D 1/16;  
E04D 1/18; E04D 1/30; E04D 3/35; E04D  
3/24; E04D 3/26; E04D 3/357; E04D  
13/1643; E04D 13/1656

See application file for complete search history.

(56) **References Cited**

U.S. PATENT DOCUMENTS

365,042	A *	6/1887	Battelle .....	E04D 1/26 52/420
1,634,126	A *	6/1927	Tyra .....	E04D 1/06 52/521
1,648,081	A *	11/1927	Tyra .....	E04D 1/06 52/521
2,037,297	A *	4/1936	Yeager .....	E04D 1/28 162/116
3,520,100	A *	7/1970	Webb .....	E04D 3/24 52/534
4,567,084	A *	1/1986	Juei Jse .....	E04D 3/35 106/286.6
D519,219	S *	4/2006	Dodge .....	D25/143
D613,429	S *	4/2010	Knepp .....	D25/141
D641,894	S *	7/2011	Bragg .....	D25/141
D710,036	S *	7/2014	Wakebe .....	D25/141
2008/0000174	A1 *	1/2008	Flaherty .....	E04D 1/08 52/173.3

\* cited by examiner

*Primary Examiner* — Doris Clark

(74) *Attorney, Agent, or Firm* — Locke Lord LLP; James E. Armstrong, IV; Gregory Bennett

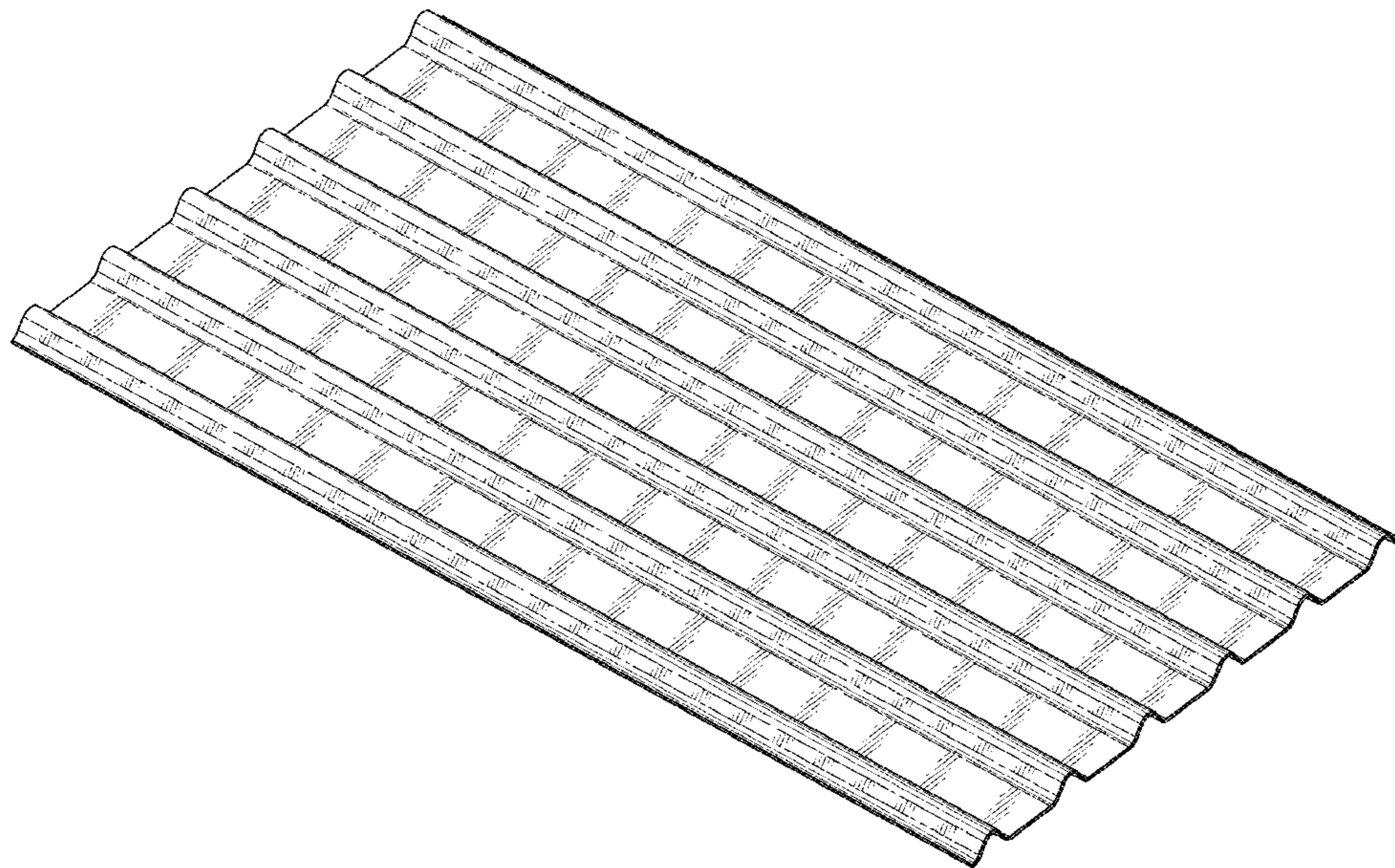
(57) **CLAIM**

The ornamental design for a roof tile, as shown and described.

**DESCRIPTION**

FIG. 1 is a top perspective view of the roof tile.  
FIG. 2 is a bottom perspective view of the roof tile.  
FIG. 3 is a front elevation view of the roof tile.  
FIG. 4 is a rear elevation view of the roof tile.  
FIG. 5 is a right side elevation view of the roof tile.  
FIG. 6 is a left side elevation view of the roof tile.  
FIG. 7 is a top plan view of the roof tile.  
FIG. 8 is a bottom plan view of the roof tile; and,  
FIG. 9 is an enlarged view of a forward edge of the roof tile.

**1 Claim, 7 Drawing Sheets**



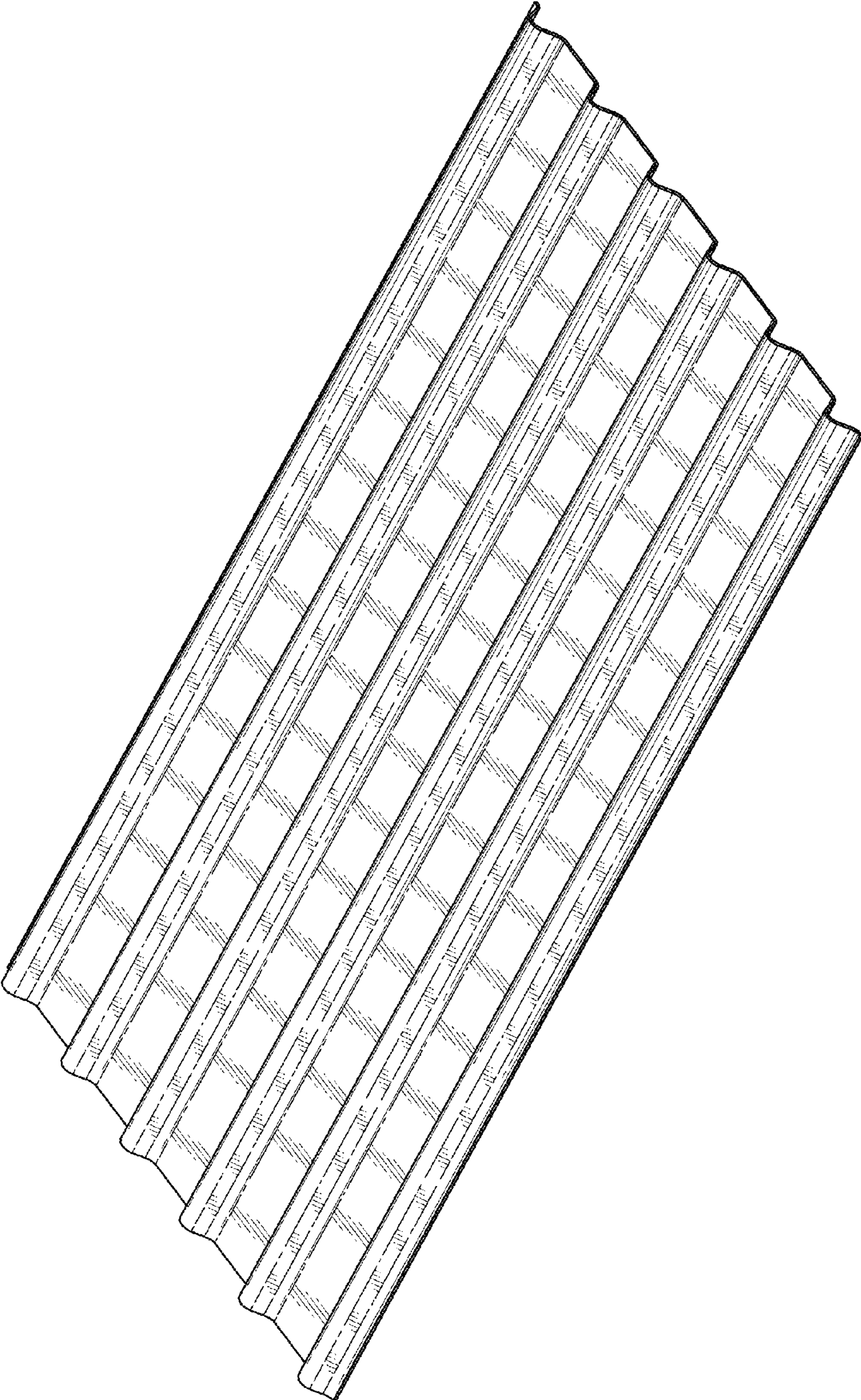


FIG. 1

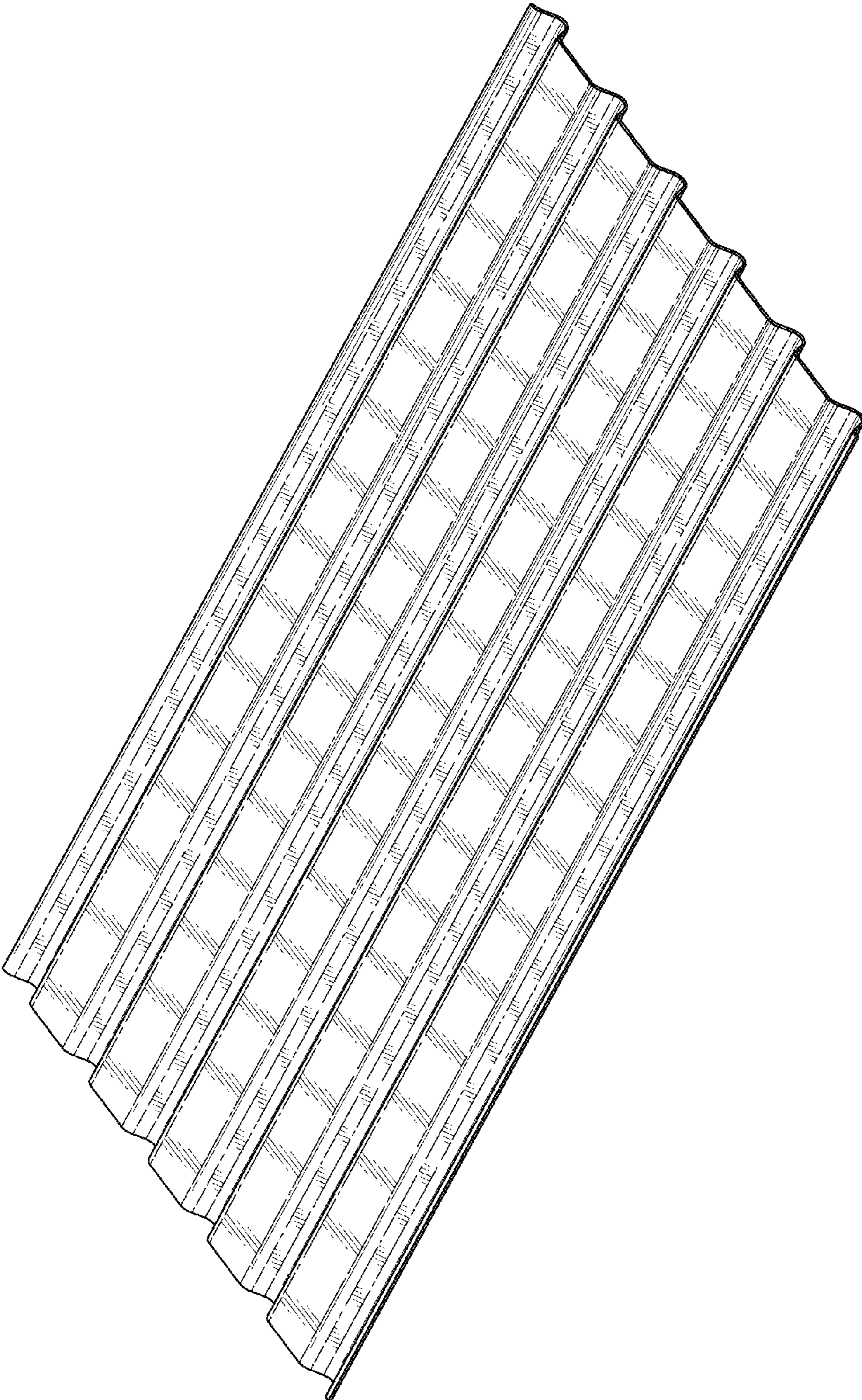


FIG. 2



**FIG. 3**



**FIG. 4**

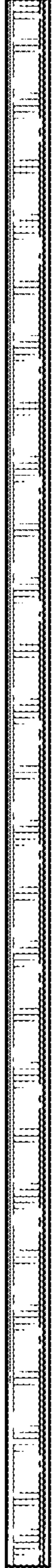


FIG. 5



FIG. 6




FIG. 7




FIG. 8

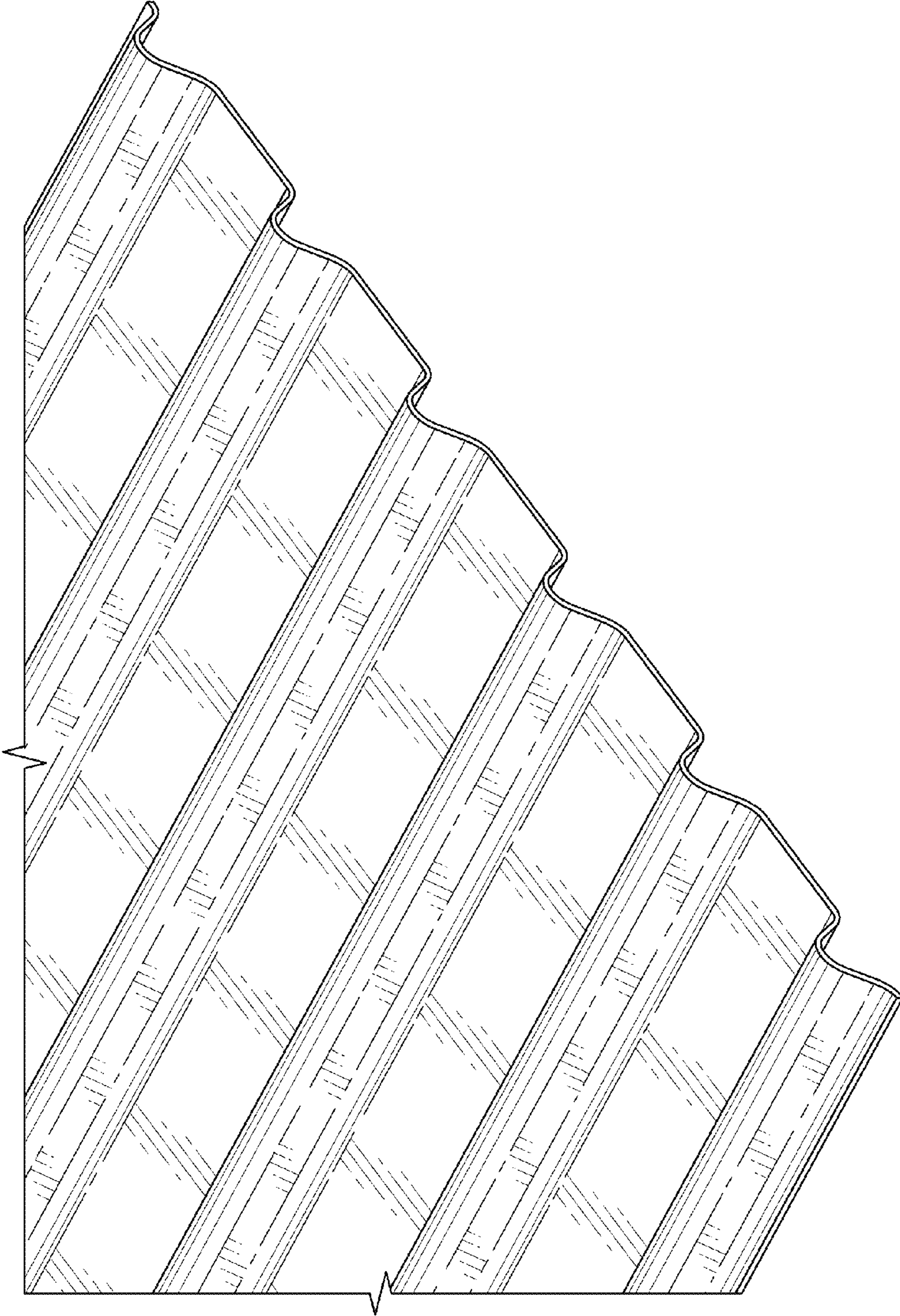


FIG. 9