



US00D748289S

(12) **United States Design Patent**
Kamil

(10) **Patent No.:** **US D748,289 S**
(45) **Date of Patent:** **** Jan. 26, 2016**

(54) **ROOF TILE**

(71) Applicant: **ONDULINE**, Levallois-Perret (FR)

(72) Inventor: **Melih Kamil**, Istanbul (TR)

(73) Assignee: **Onduline SA**, Levallois Perret (FR)

(**) Term: **14 Years**

(21) Appl. No.: **29/496,416**

(22) Filed: **Jul. 11, 2014**

(30) **Foreign Application Priority Data**

May 21, 2014 (EM) 002468389-0003

(51) **LOC (10) Cl.** **25-01**

(52) **U.S. Cl.**
USPC **D25/141**; D25/143

(58) **Field of Classification Search**
USPC D25/139, 141, 143, 144
CPC E04D 1/00; E04D 1/28; E04D 2001/005;
E04D 2001/3491; E04D 1/26; E04D 7/005;
E04D 3/00; E04D 3/02; E04D 1/04; E04D
1/06; E04D 1/08; E04D 1/12; E04D 1/24;
E04D 2001/3497; E04D 1/265; E04D 1/16;
E04D 1/18; E04D 1/30; E04D 3/35; E04D
3/24; E04D 3/26; E04D 3/357; E04D
13/1643; E04D 13/1656

See application file for complete search history.

(56) **References Cited**

U.S. PATENT DOCUMENTS

365,042	A *	6/1887	Battelle	E04D 1/26 52/420
1,634,126	A *	6/1927	Tyra	E04D 1/06 52/521
1,648,081	A *	11/1927	Tyra	E04D 1/06 52/521
2,037,297	A *	4/1936	Yeager	E04D 1/28 162/116
3,520,100	A *	7/1970	Webb	E04D 3/24 52/534
4,567,084	A *	1/1986	Juei Jse	E04D 3/35 106/286.6
D519,219	S *	4/2006	Dodge	D25/143
D613,429	S *	4/2010	Knepp	D25/141
D641,894	S *	7/2011	Bragg	D25/141
D710,036	S *	7/2014	Wakebe	D25/141
2008/0000174	A1 *	1/2008	Flaherty	E04D 1/08 52/173.3

* cited by examiner

Primary Examiner — Doris Clark

(74) *Attorney, Agent, or Firm* — Locke Lord LLP; James E. Armstrong, IV; Gregory Bennett

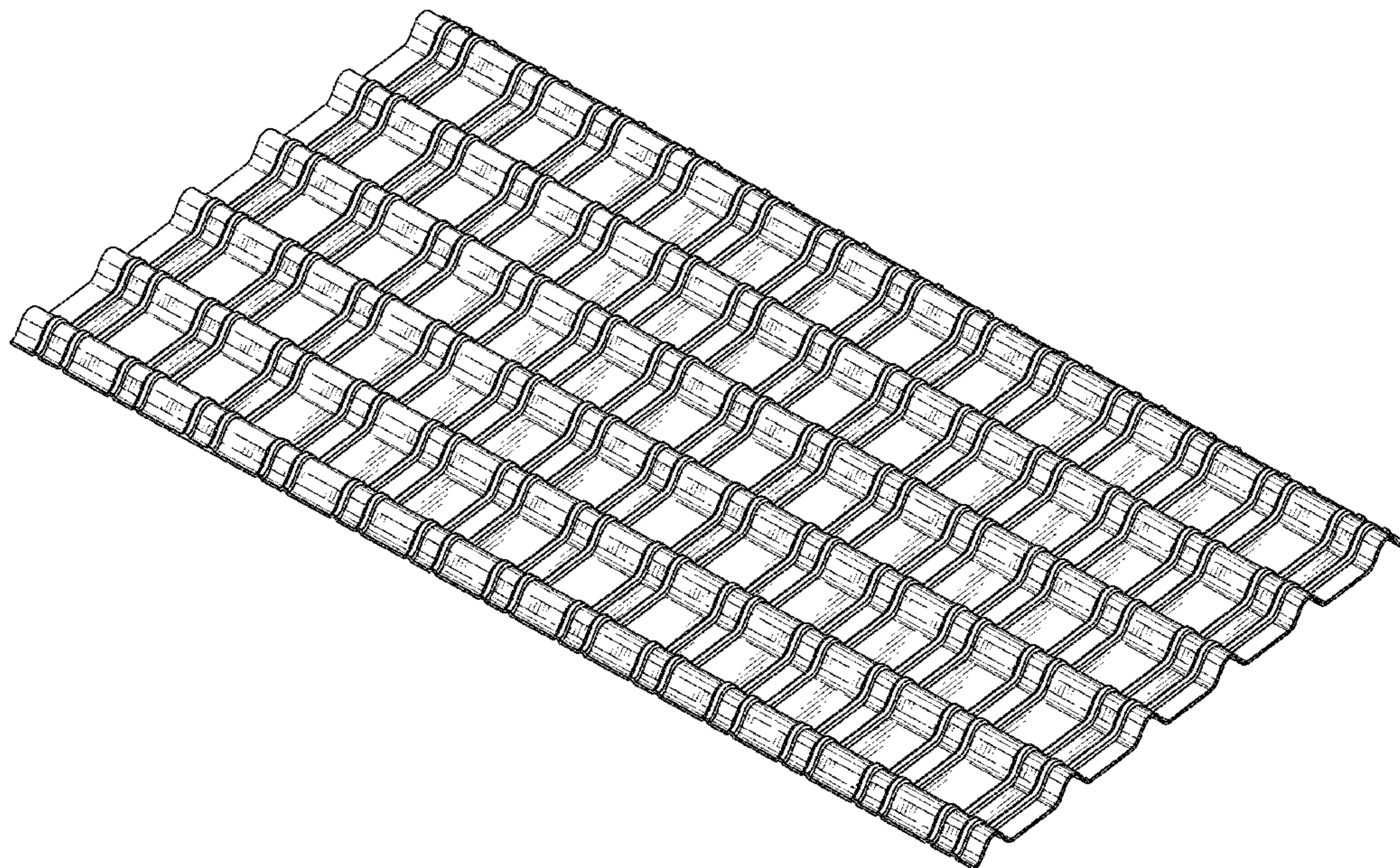
(57) **CLAIM**

The ornamental design for a roof tile, as shown and described.

DESCRIPTION

FIG. 1 is a top perspective view of the roof tile.
FIG. 2 is a bottom perspective view of the roof tile.
FIG. 3 is a front elevation view of the roof tile.
FIG. 4 is a rear elevation view of the roof tile.
FIG. 5 is a right side elevation view of the roof tile.
FIG. 6 is a left side elevation of the roof tile.
FIG. 7 is a top plan view of the roof tile.
FIG. 8 is a bottom plan view of the roof tile; and,
FIG. 9 is an enlarged view of a forward edge of the roof tile.

1 Claim, 7 Drawing Sheets



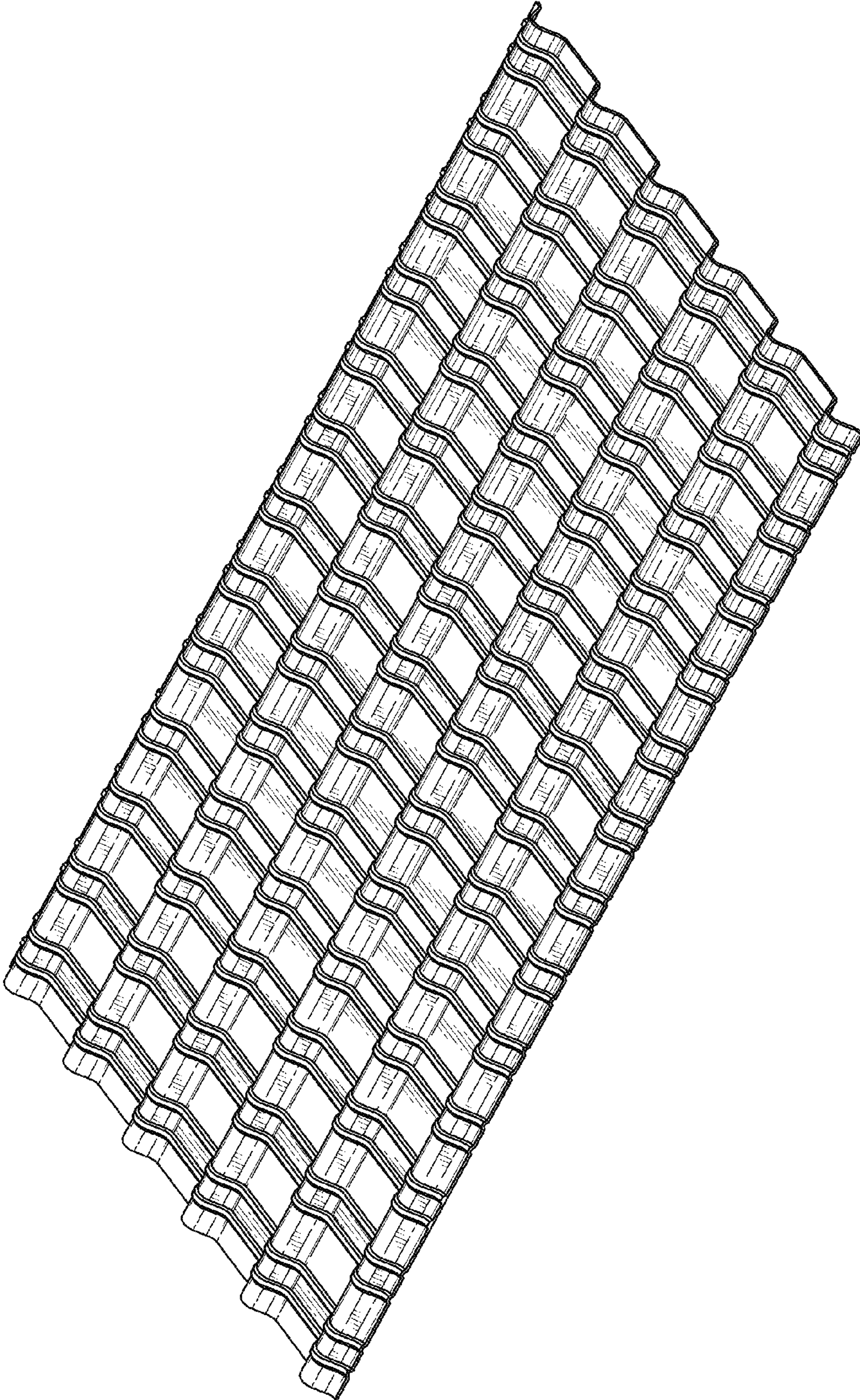


FIG. 1

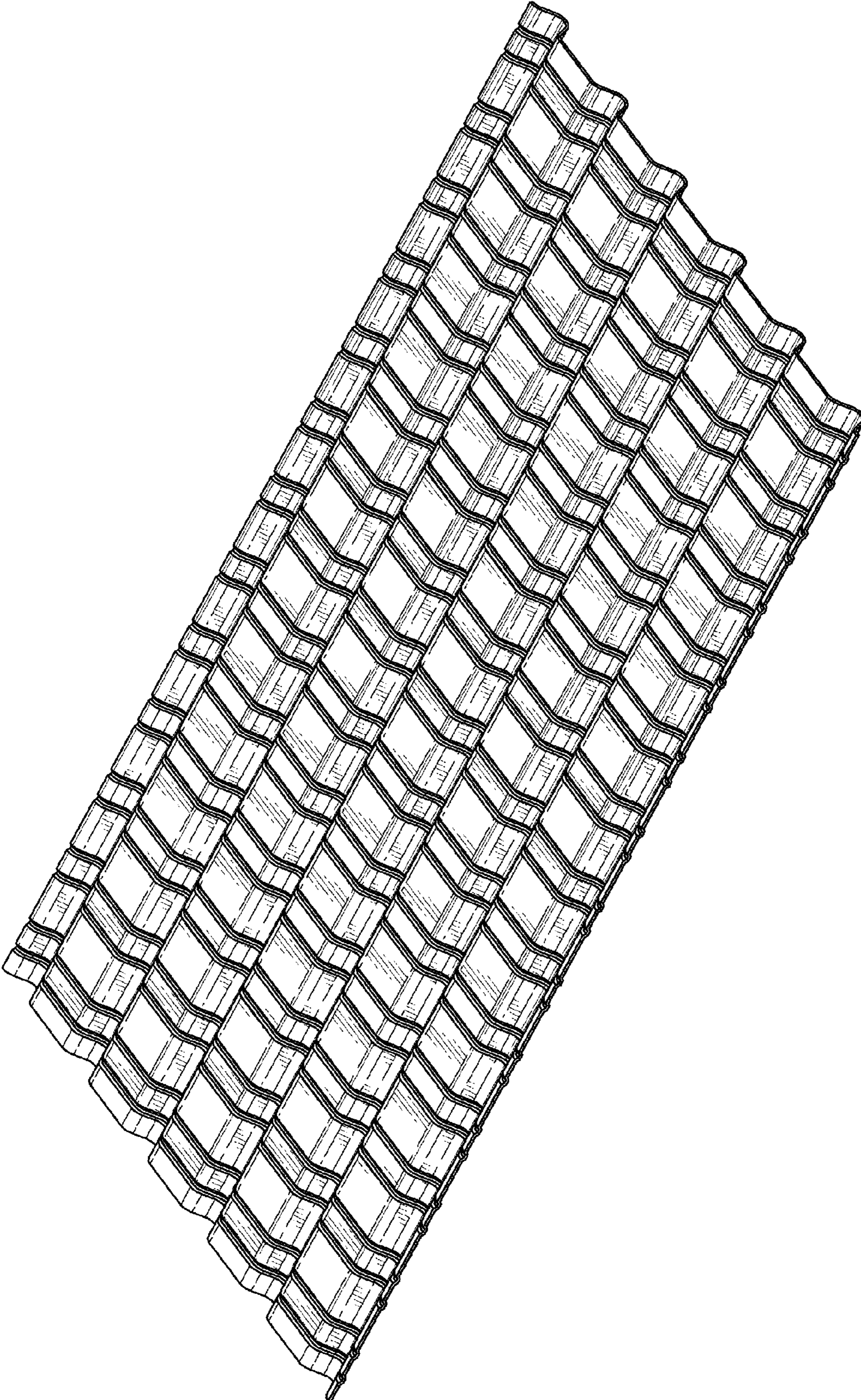


FIG. 2



FIG. 3



FIG. 4



FIG. 5



FIG. 6




FIG. 7




FIG. 8

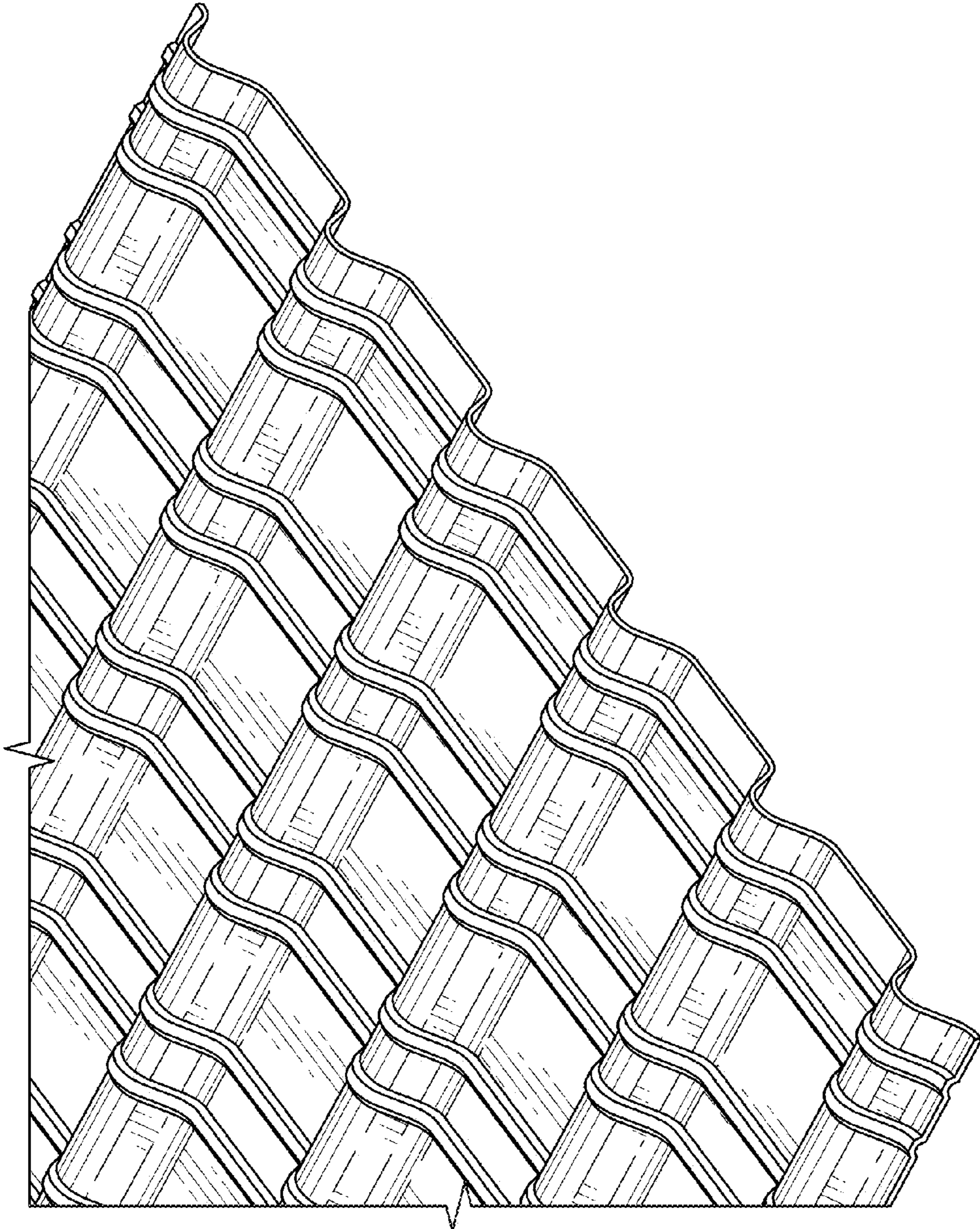


FIG. 9