



US00D748284S

(12) **United States Design Patent**
Boer

(10) **Patent No.:** **US D748,284 S**
(45) **Date of Patent:** **** Jan. 26, 2016**

(54) **WEATHER STRIPPING**

3,535,824 A * 10/1970 Kessler B29C 47/067
156/244.24

(71) Applicant: **Tom Boer**, Milton (CA)

(Continued)

(72) Inventor: **Tom Boer**, Milton (CA)

Primary Examiner — Susan Moon Lee

(**) Term: **14 Years**

(74) *Attorney, Agent, or Firm* — Manelli Selter PLLC;
Edward J. Stemberger

(21) Appl. No.: **29/473,763**

(57) **CLAIM**

(22) Filed: **Dec. 18, 2013**

The ornamental design for a weather stripping, as shown.

(51) **LOC (10) Cl.** **25-02**

(52) **U.S. Cl.**

USPC **D25/48.2**

(58) **Field of Classification Search**

USPC D25/48.2, 48.3, 48.4, 47.1, 48.1, 48.8,
D25/55, 59, 60, 125; 49/466–505, 380;
52/204.1, 211, 204.55, 210, 212–214,
52/204.56, 204.71, 204.72, 207, 293.3,
52/205, 741.4, 12, 3, 204.54; 254/88
CPC ... E06B 3/9632; E06B 3/663; E06B 3/66342;
E06B 3/66347; E06B 3/66352; E06B 1/70;
E06B 2001/707; E06B 7/14; E06B 7/18;
E06B 7/22; E06B 7/26; E06B 7/205; E06B
7/231; E06B 7/2312; E06B 7/2314; E06B
7/2316

See application file for complete search history.

DESCRIPTION

FIG. 1 is a top plan view of the weather stripping, with the central flaps in a closed position;

FIG. 2 is a front view thereof;

FIG. 3 is a rear view thereof;

FIG. 4 is a bottom view thereof;

FIG. 5 is a right side view thereof with the central flaps disposed in an open position, the left side view being a mirror image;

FIG. 6 is a right side view thereof with the central flaps disposed in a closed position, the left side view being a mirror image;

FIG. 7 is a top plan view of a second embodiment of the weather stripping, with the central flaps in a closed position;

FIG. 8 is a front view thereof;

FIG. 9 is a rear view thereof;

FIG. 10 is a bottom view thereof;

FIG. 11 is a right side view thereof, with the central flaps disposed in an open position, the left side view being a mirror image; and,

FIG. 12 is a right side view thereof, with the central flaps disposed in a closed position, the left side view being a mirror image.

The weather stripping of the present design is depicted in a ‘broken-away’ manner. The appearance of any portion of the article between the break lines forms no part of the claimed design.

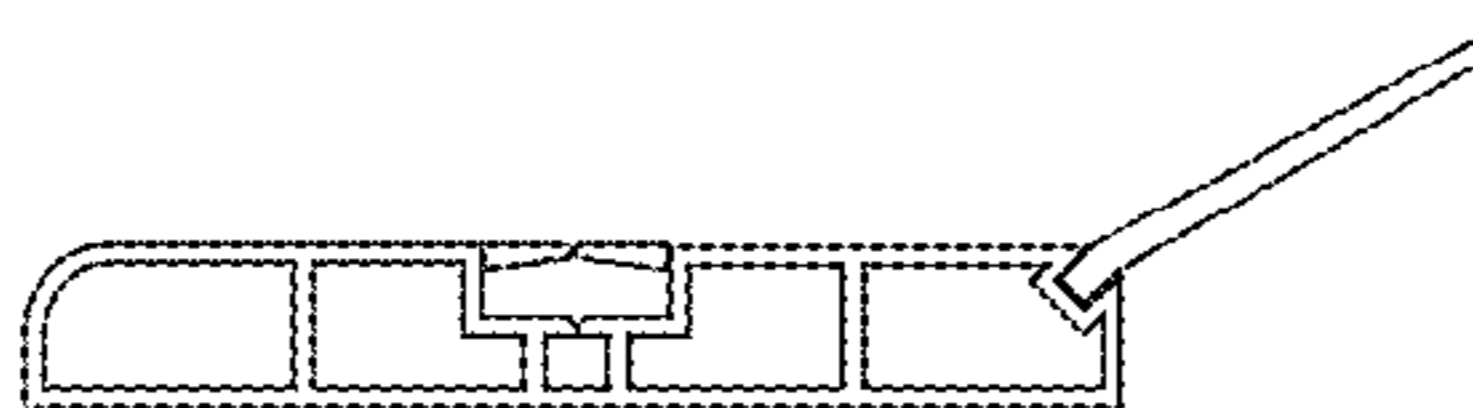
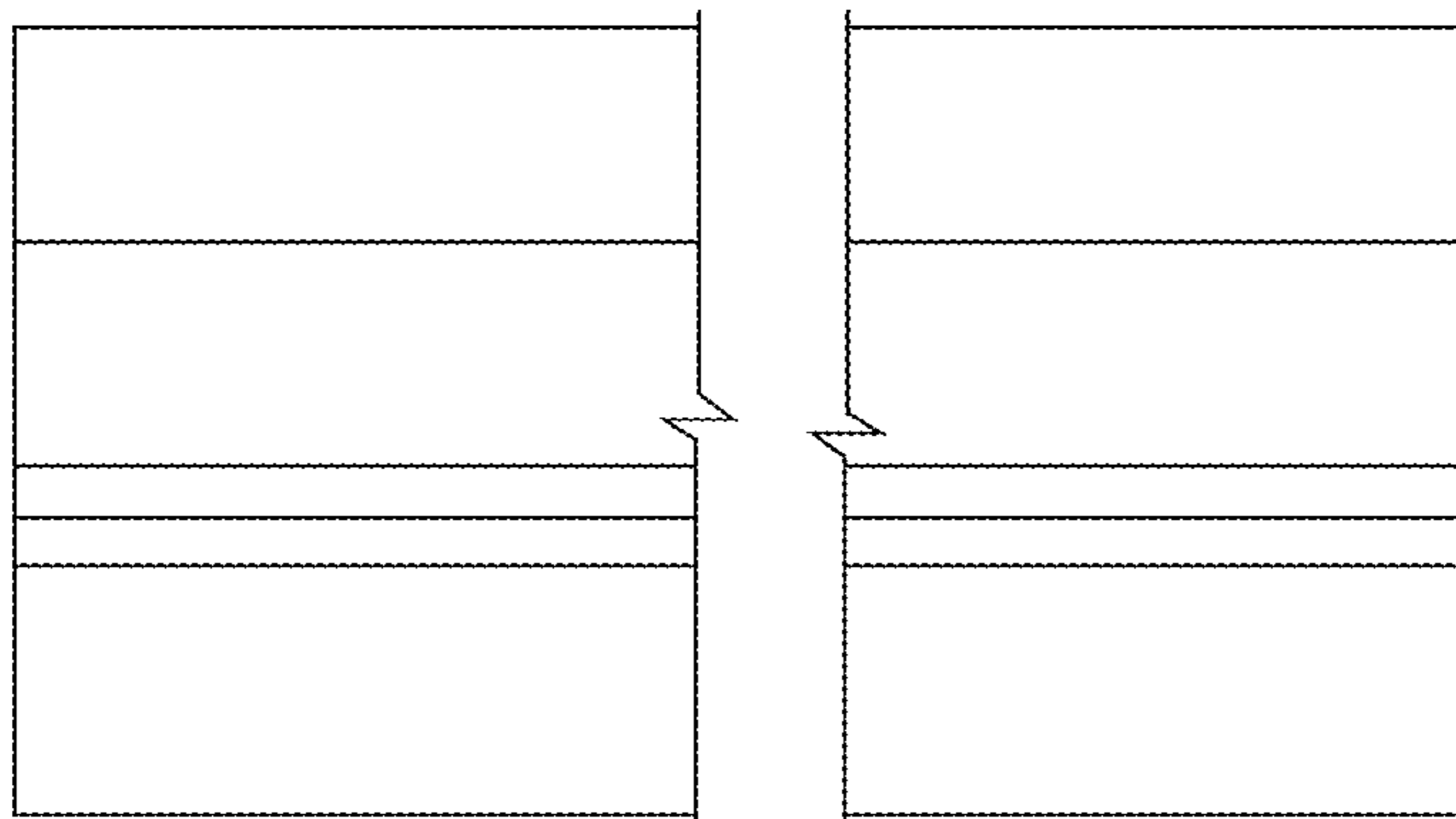
(56)

References Cited

U.S. PATENT DOCUMENTS

596,948 A * 1/1898 Seely E06B 1/70
296/41
1,947,352 A * 2/1934 Macklanburg E06B 7/232
49/475.1
2,519,977 A * 8/1950 Poschen E06B 7/232
49/444
2,612,664 A * 10/1952 Sidden E06B 7/231
49/493.1
3,311,960 A * 4/1967 Kessler D04H 11/08
156/72
3,374,579 A * 3/1968 Neff E06B 7/2316
49/468

1 Claim, 2 Drawing Sheets



(56)

References Cited

U.S. PATENT DOCUMENTS

4,476,653	A *	10/1984	Speer	E06B 1/70 49/468	7,971,400	B2 *	7/2011	Boldt	E06B 1/30 52/204.1
5,012,614	A *	5/1991	Shea	E06B 1/70 49/468	D722,387	S *	2/2015	Van Camp	D25/48.2
5,029,911	A *	7/1991	Daniels	E05B 63/0052 292/170	2010/0031578	A1 *	2/2010	Hartwell	E06B 1/70 49/468
5,375,376	A *	12/1994	Scott	B29C 44/12 49/419	2010/0064590	A1 *	3/2010	Jones	E05D 15/0656 49/469
6,138,413	A *	10/2000	Fehr	E06B 1/30 49/382	2013/0042535	A1 *	2/2013	Fleeting	E06B 7/26 49/476.1
6,962,025	B1 *	11/2005	Hill	C23C 4/00 148/525	2013/0091776	A1 *	4/2013	Van Camp	E06B 1/70 49/467
						2013/0263516	A1 *	10/2013	Potter	E06B 7/231 49/493.1

* cited by examiner

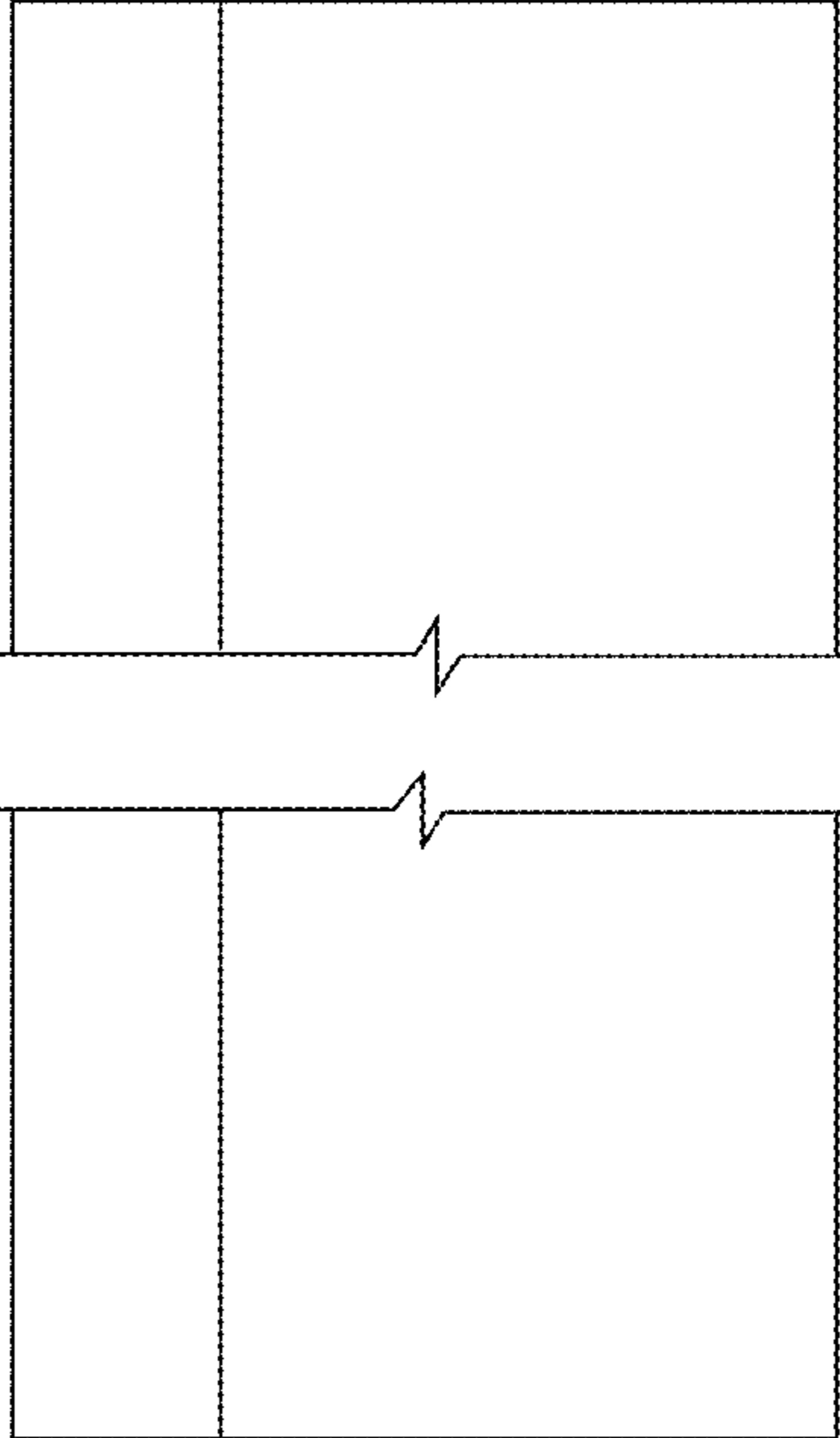


FIG. 1

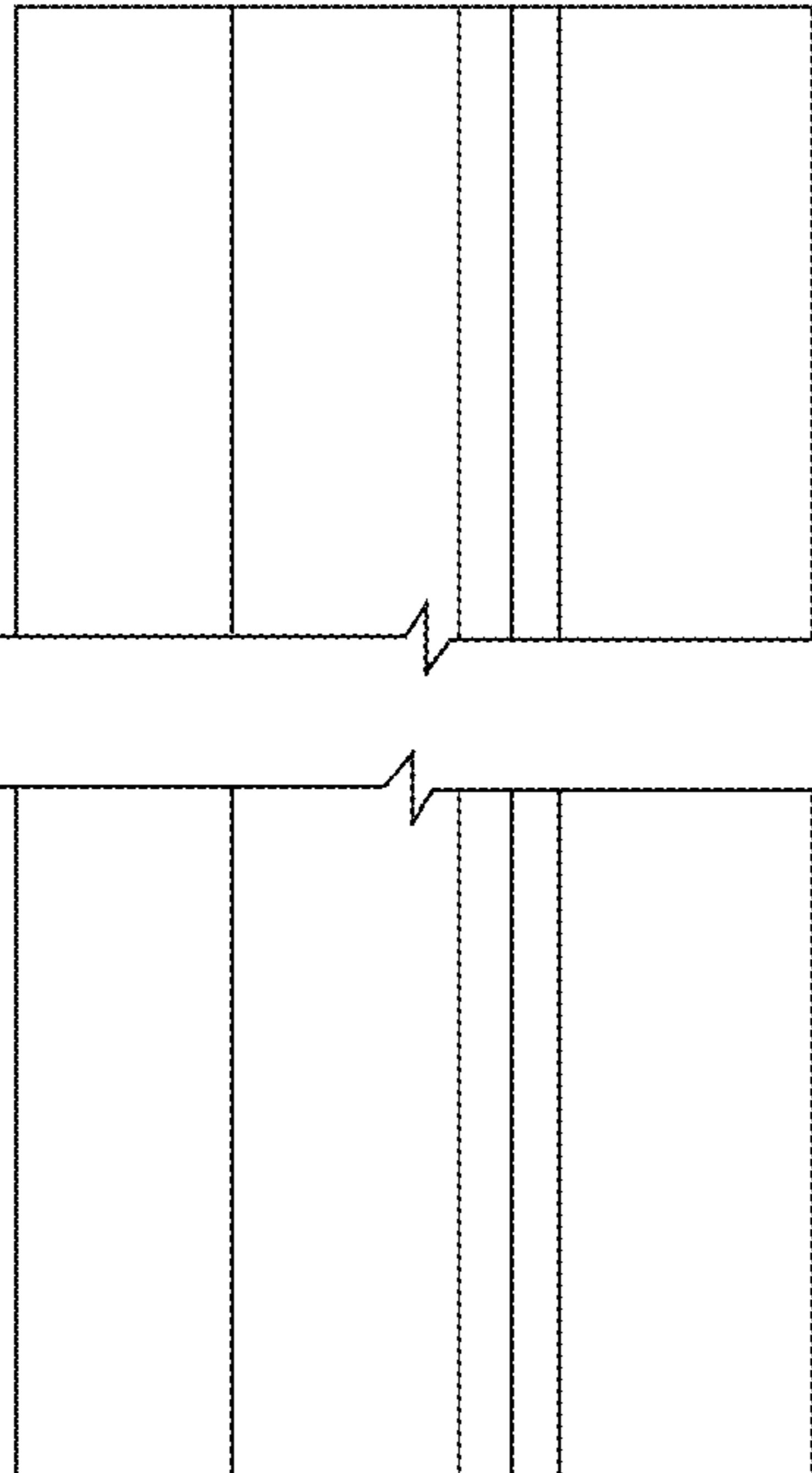


FIG. 2

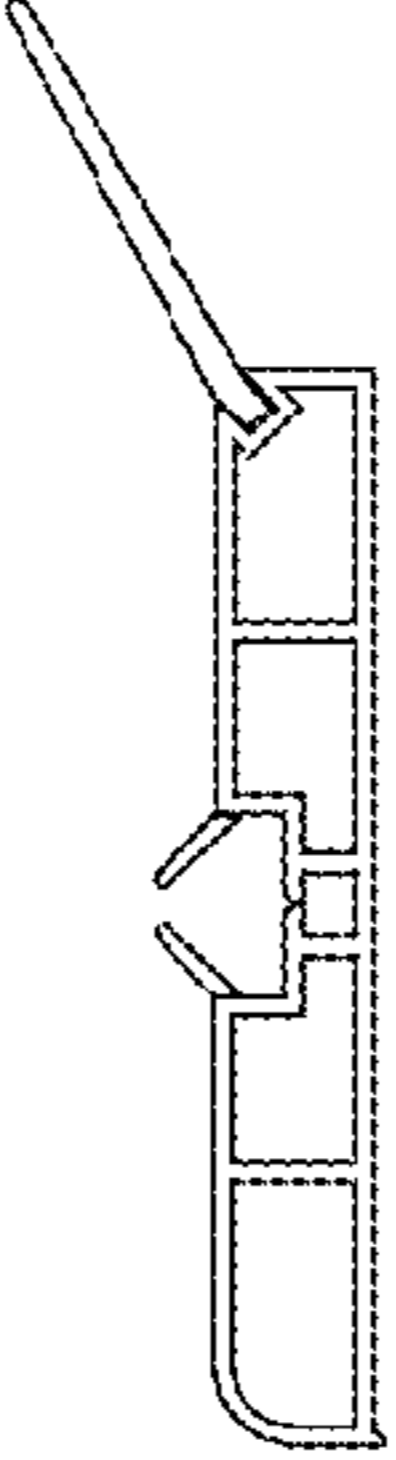


FIG. 3

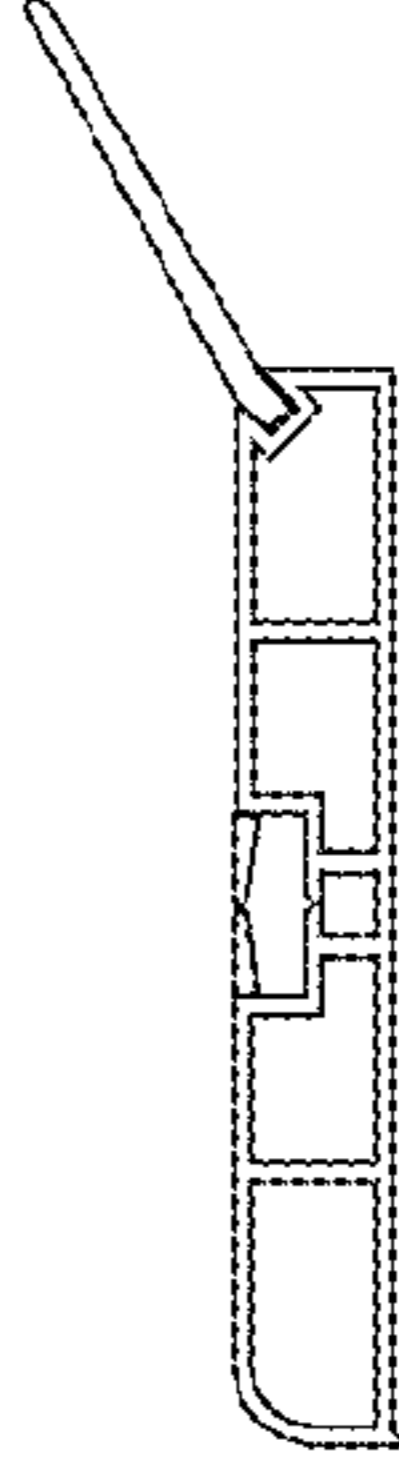


FIG. 4



FIG. 5

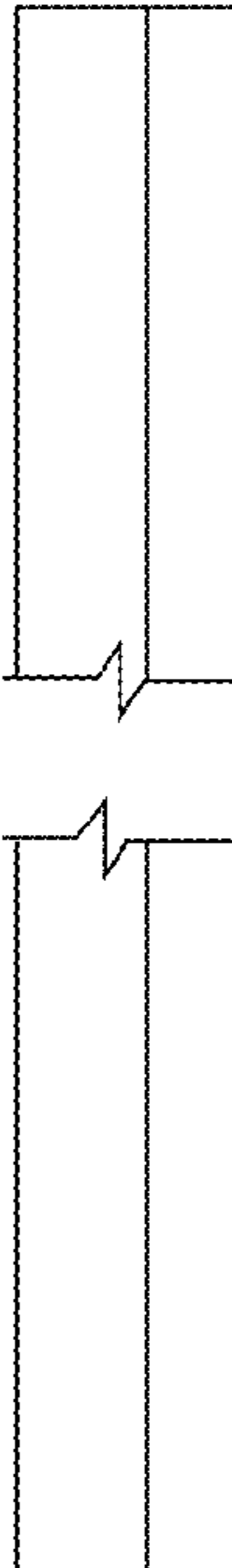


FIG. 6

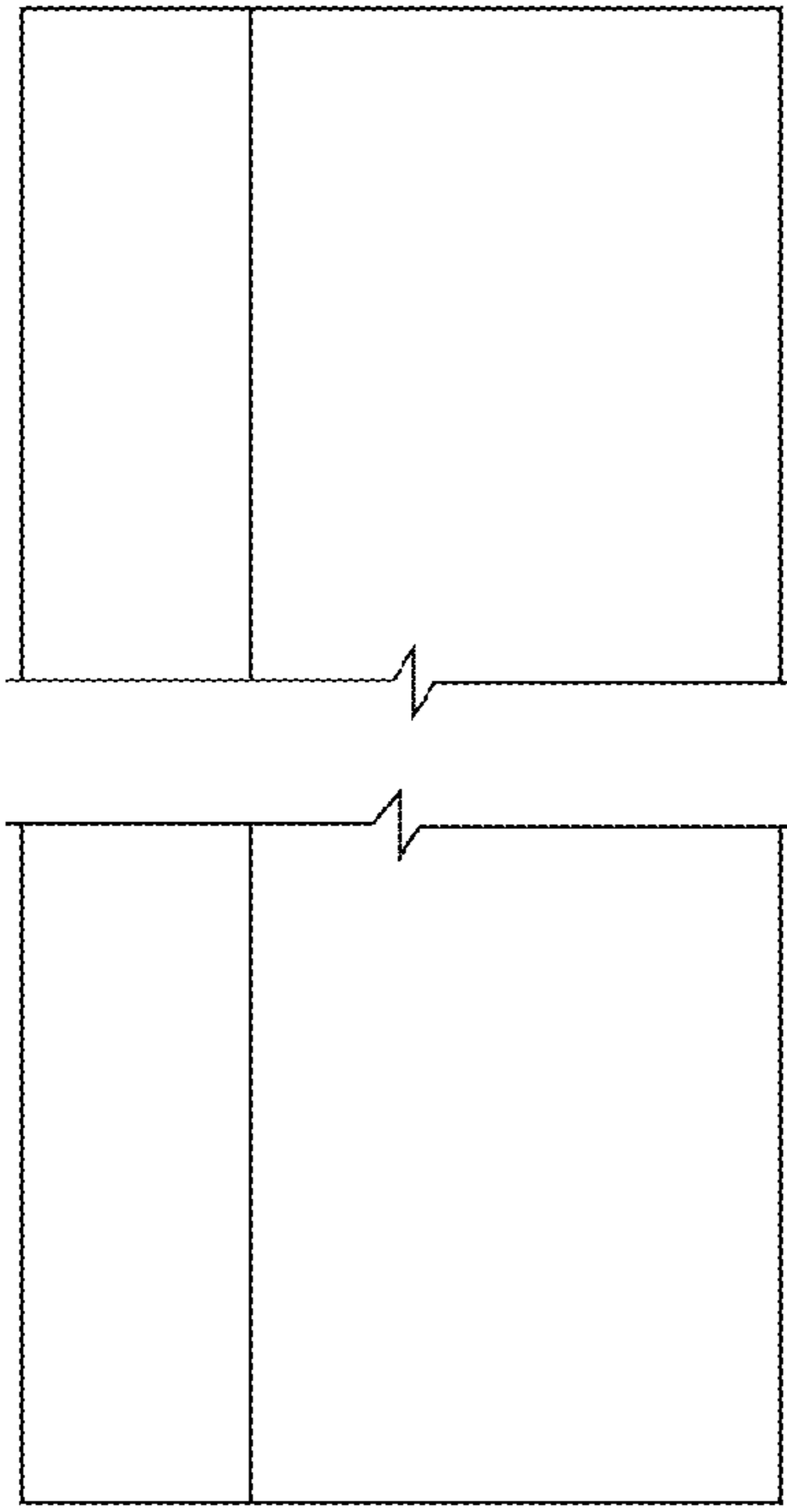


FIG. 7

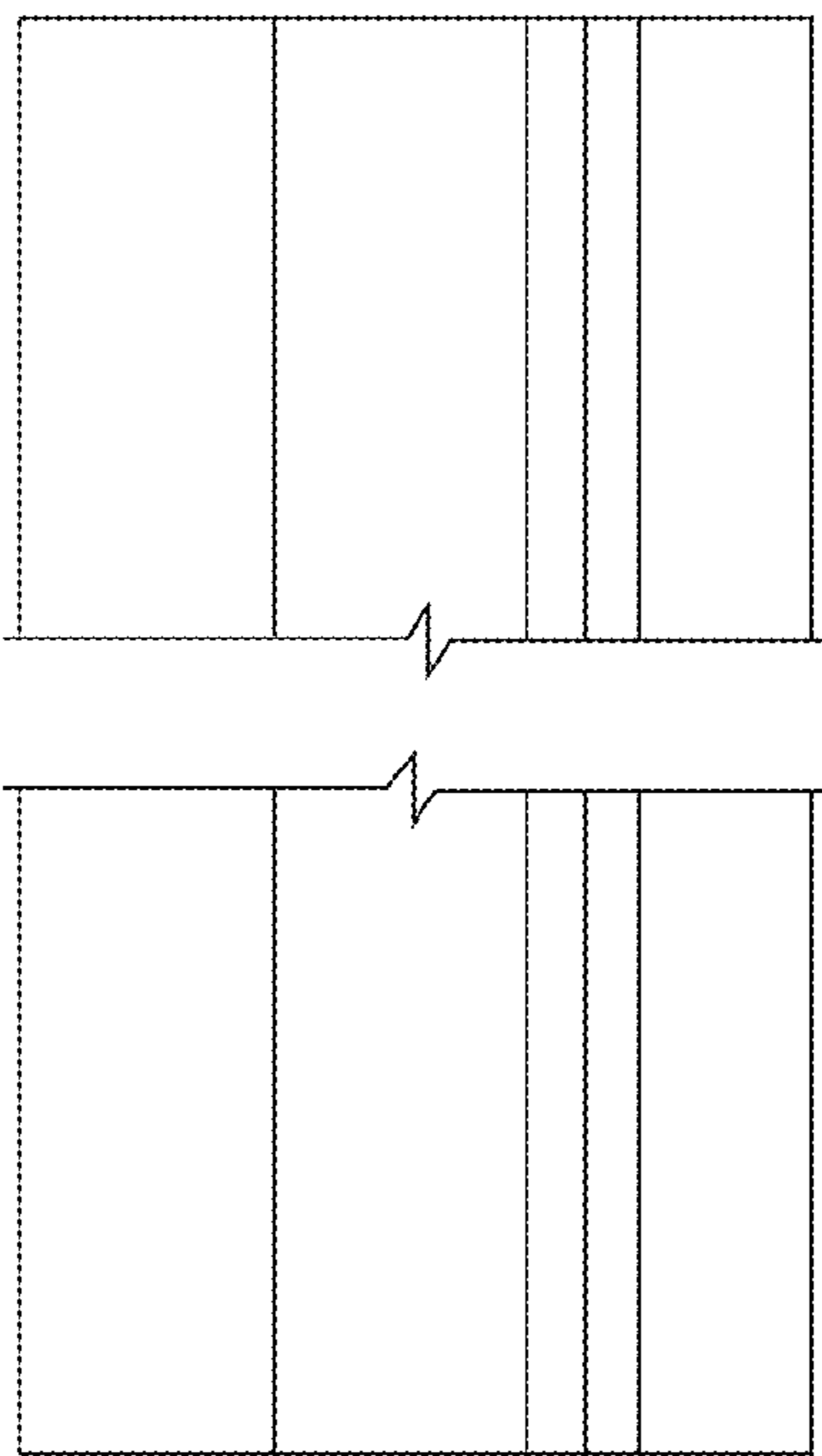


FIG. 8

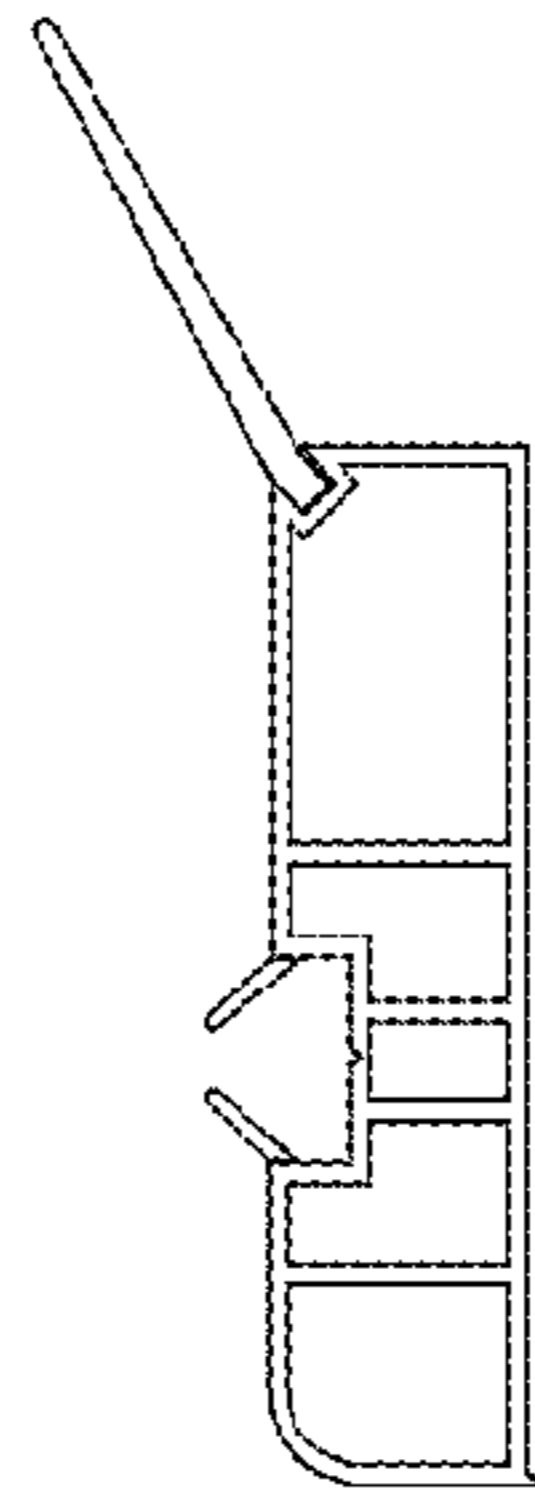


FIG. 9

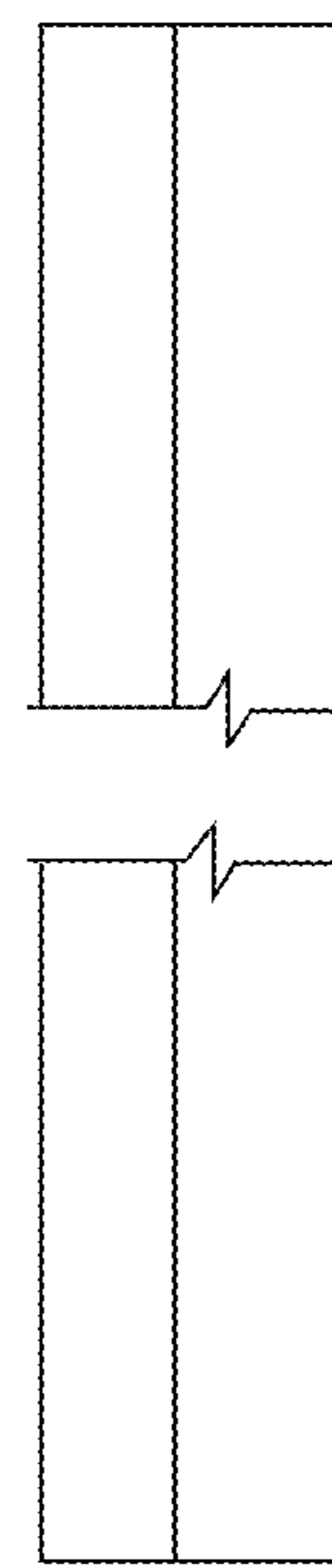


FIG. 10

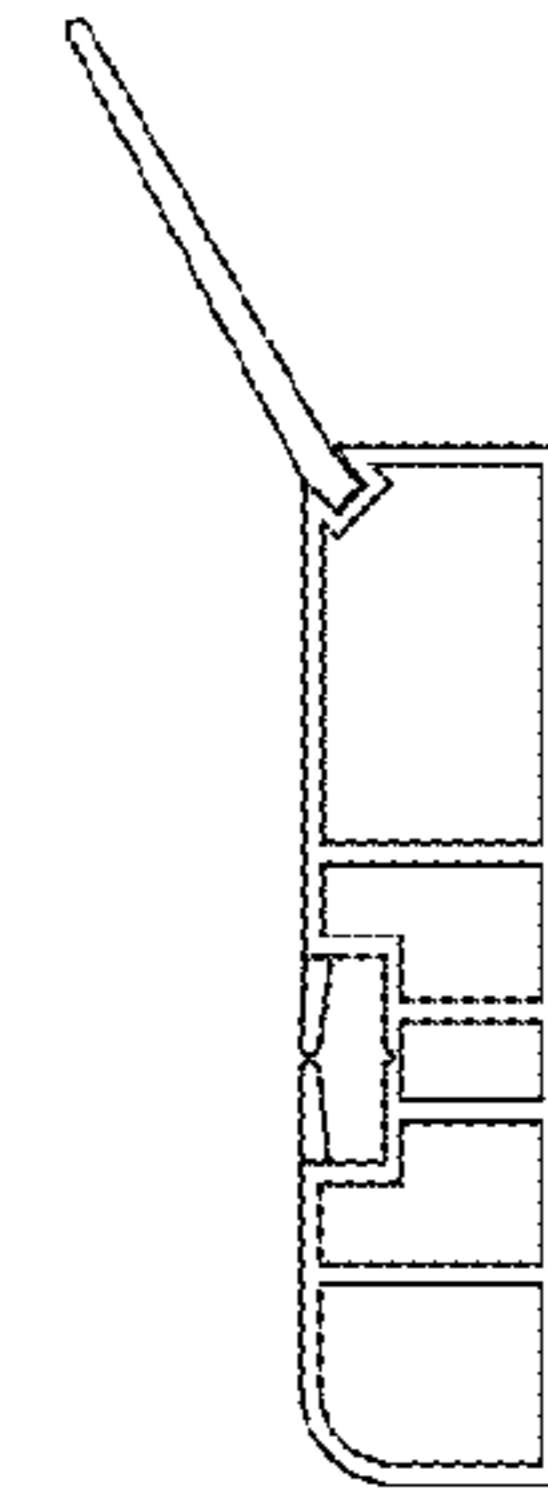


FIG. 11

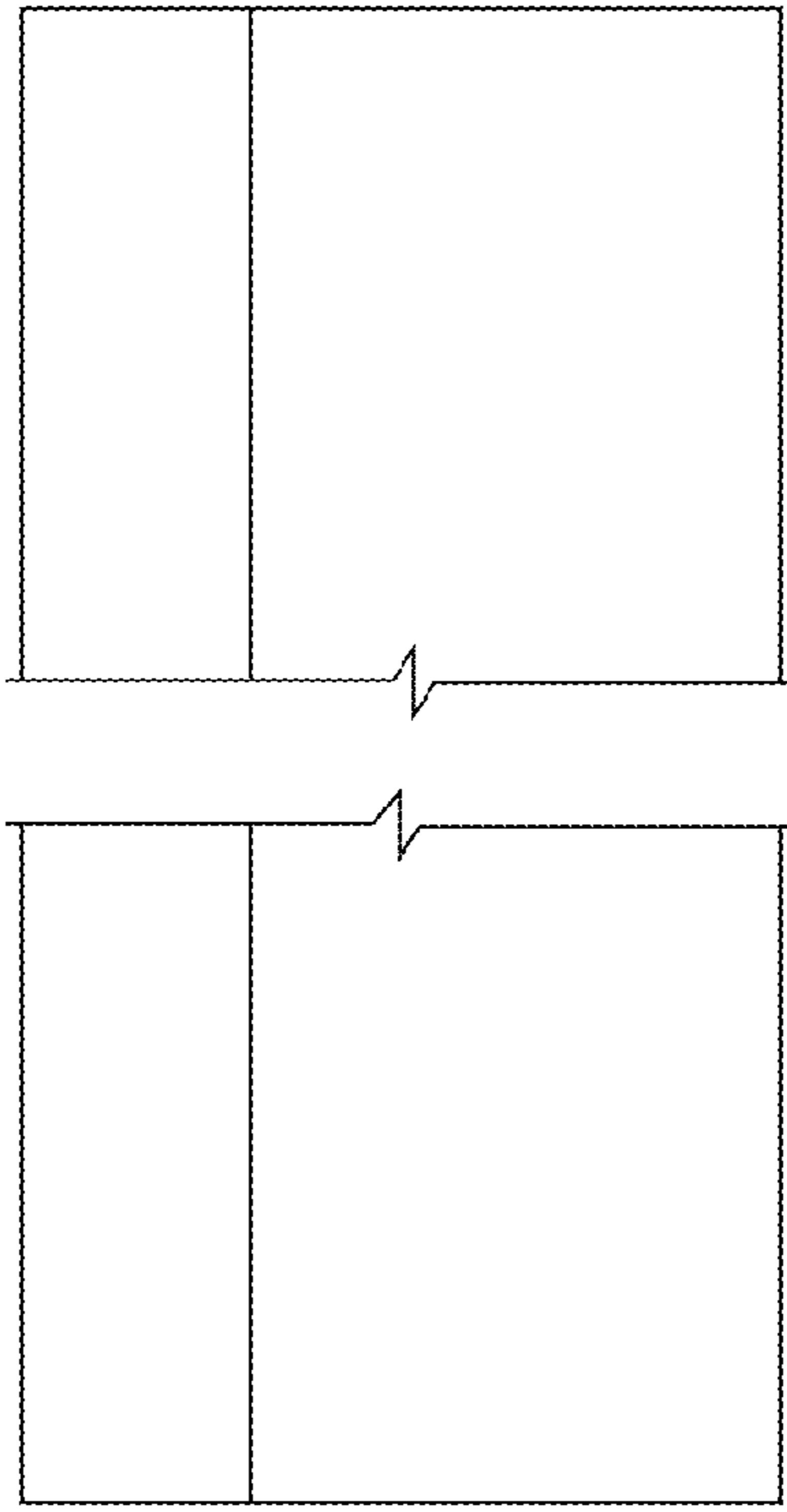


FIG. 12