



US00D748282S

(12) **United States Design Patent**
Deimen

(10) **Patent No.:** **US D748,282 S**

(45) **Date of Patent:** **** Jan. 26, 2016**

(54) **FENCE SECTION**

(71) Applicant: **Susan Deimen**, Blue Ridge, GA (US)

(72) Inventor: **Susan Deimen**, Blue Ridge, GA (US)

(**) Term: **14 Years**

(21) Appl. No.: **29/482,182**

(22) Filed: **Feb. 14, 2014**

(51) **LOC (10) Cl.** **25-02**

(52) **U.S. Cl.**
USPC **D25/38.1**

(58) **Field of Classification Search**
USPC D25/38.1, 39, 42, 48.1; D30/108
CPC E04H 17/1413; E04H 2017/1452;
E04H 17/1443; E04H 17/143; E04H 17/1417;
E04H 17/1421; E04H 2017/146; E04H 17/00;
E04H 17/18; E04H 12/2215; E04H 17/22
See application file for complete search history.

(56) **References Cited**

U.S. PATENT DOCUMENTS

2,534,681	A *	12/1950	Randall	256/24
D188,112	S *	6/1960	Winograd et al.	D25/42
3,484,081	A *	12/1969	Rowan	256/22
3,701,477	A *	10/1972	Matt et al.	239/276
4,062,522	A *	12/1977	Lepetri	256/1
D252,406	S *	7/1979	Dobias	D25/38.1

4,357,000	A *	11/1982	Tisbo et al.	256/26
D359,130	S *	6/1995	Northrop et al.	D25/42
D377,834	S *	2/1997	Simpson	D25/38.1
5,890,702	A *	4/1999	Lubore	256/19
D455,839	S *	4/2002	Pettit et al.	D25/42
D512,522	S *	12/2005	Stein et al.	D25/164
D579,574	S *	10/2008	Cook et al.	D25/42
7,726,633	B2 *	6/2010	Cook et al.	256/19
2002/0000545	A1 *	1/2002	Pettit et al.	256/19
2008/0099751	A1 *	5/2008	Chen	256/19

* cited by examiner

Primary Examiner — Phillip S Hyder

Assistant Examiner — Keith Frank

(74) *Attorney, Agent, or Firm* — Gulf Coast Intellectual Property Group

(57) **CLAIM**

The ornamental design for a fence section, as shown and described.

DESCRIPTION

FIG. 1 is a perspective view of the fence section according to my new design;

FIG. 2 is a front elevation view thereof;

FIG. 3 is a rear elevation view thereof;

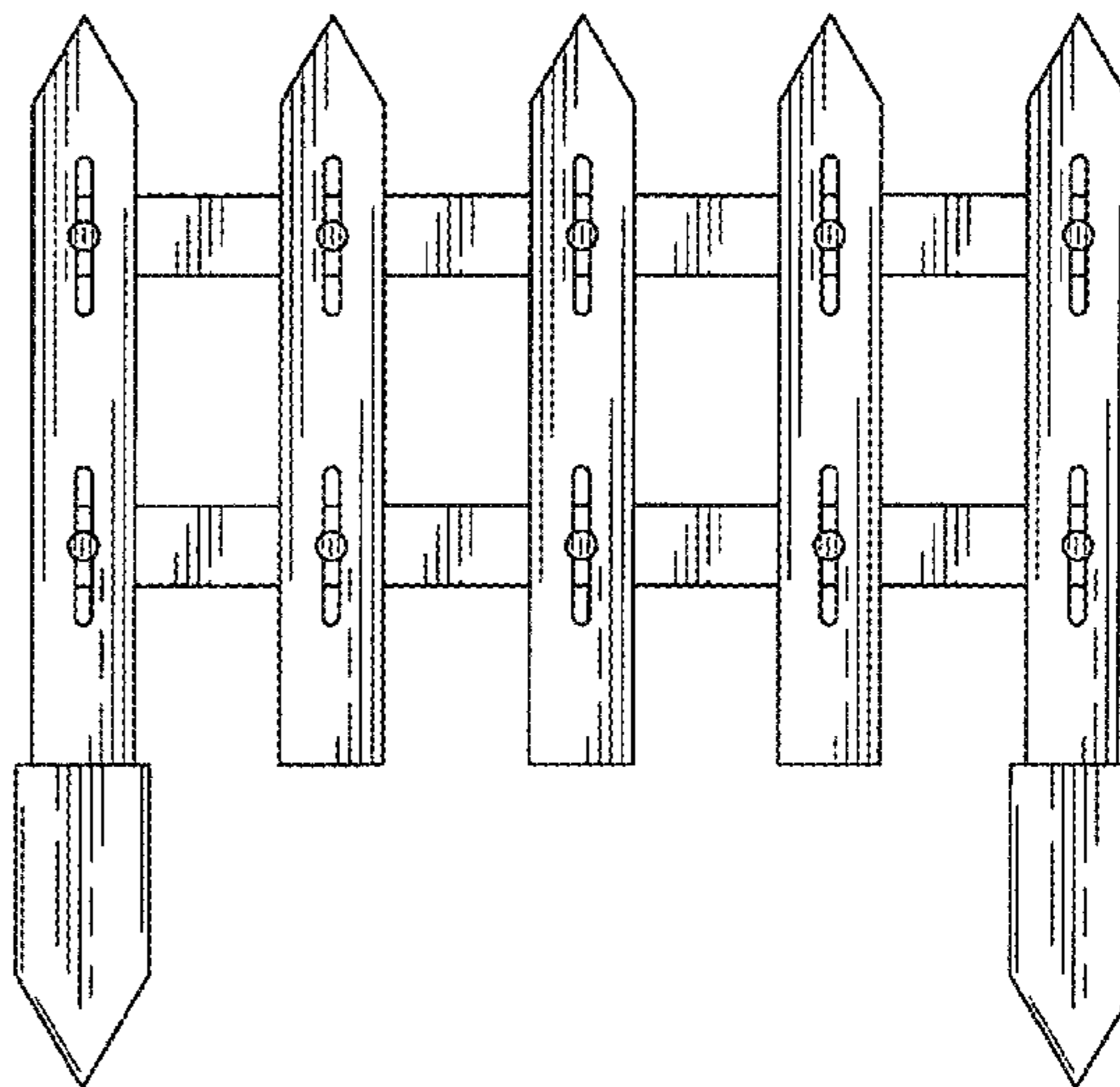
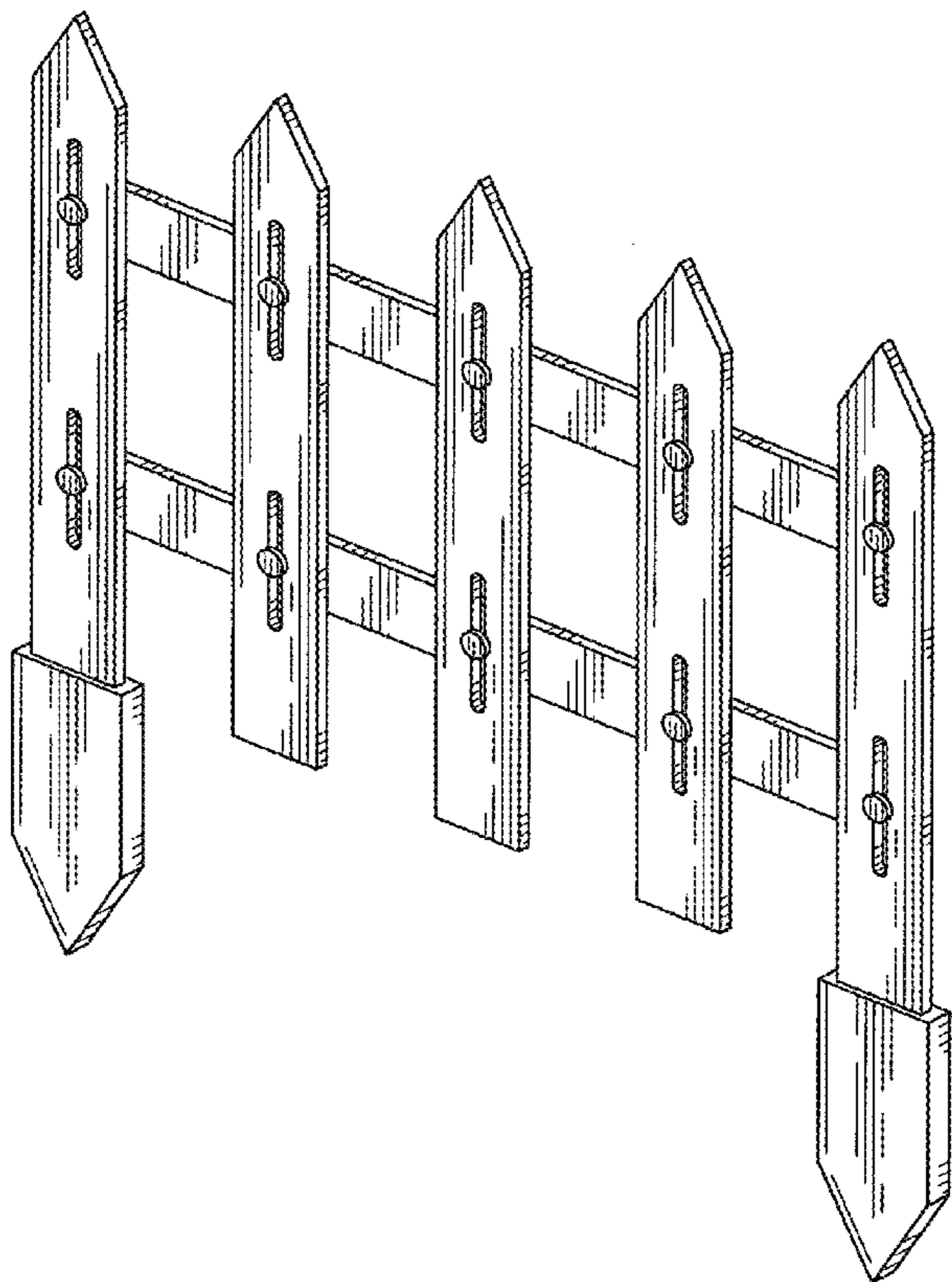
FIG. 4 is a right side elevation view thereof;

FIG. 5 is a left side elevation view thereof;

FIG. 6 is a top plan view thereof; and,

FIG. 7 is a bottom plan view thereof.

1 Claim, 3 Drawing Sheets



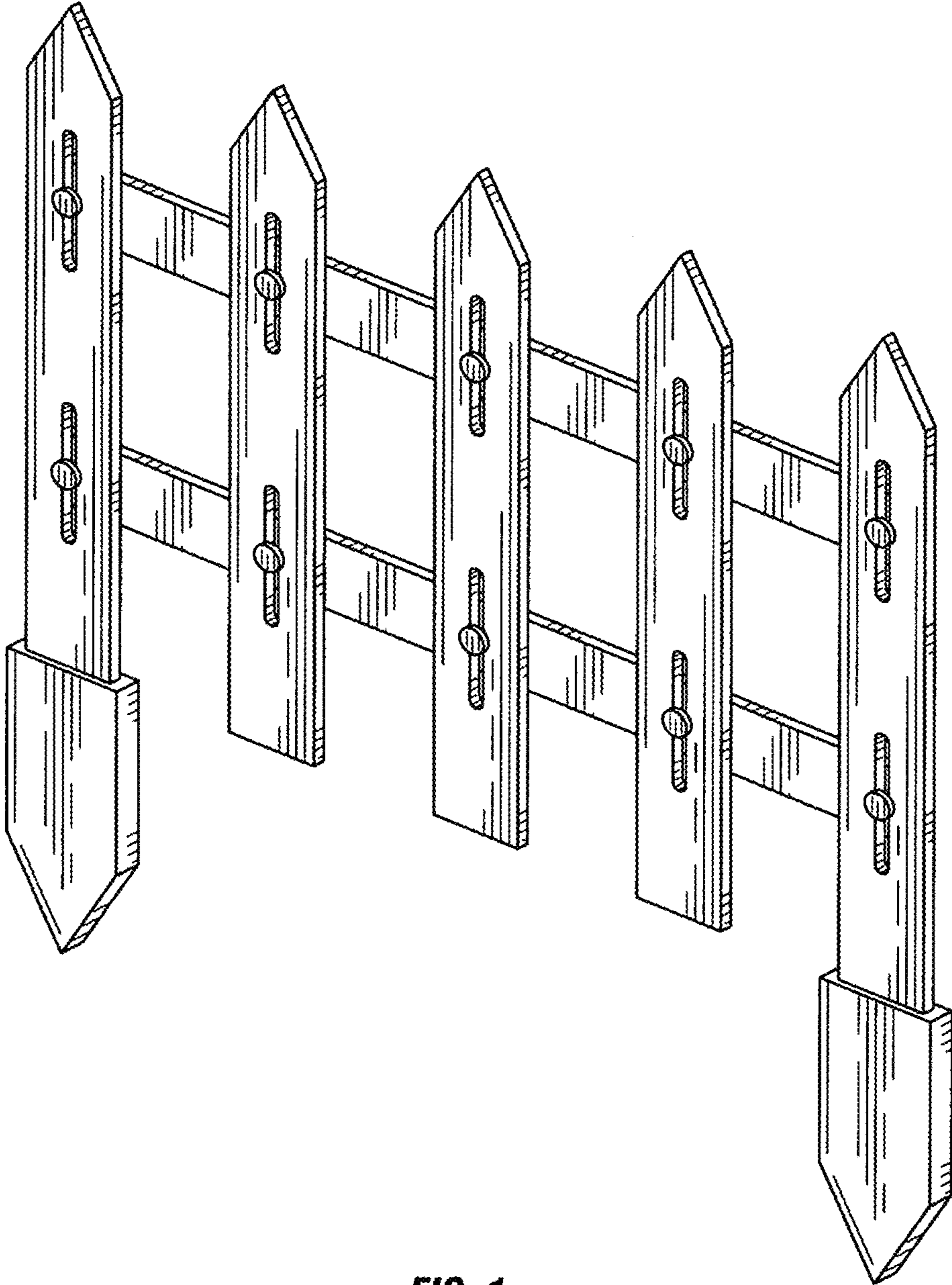


FIG. 1

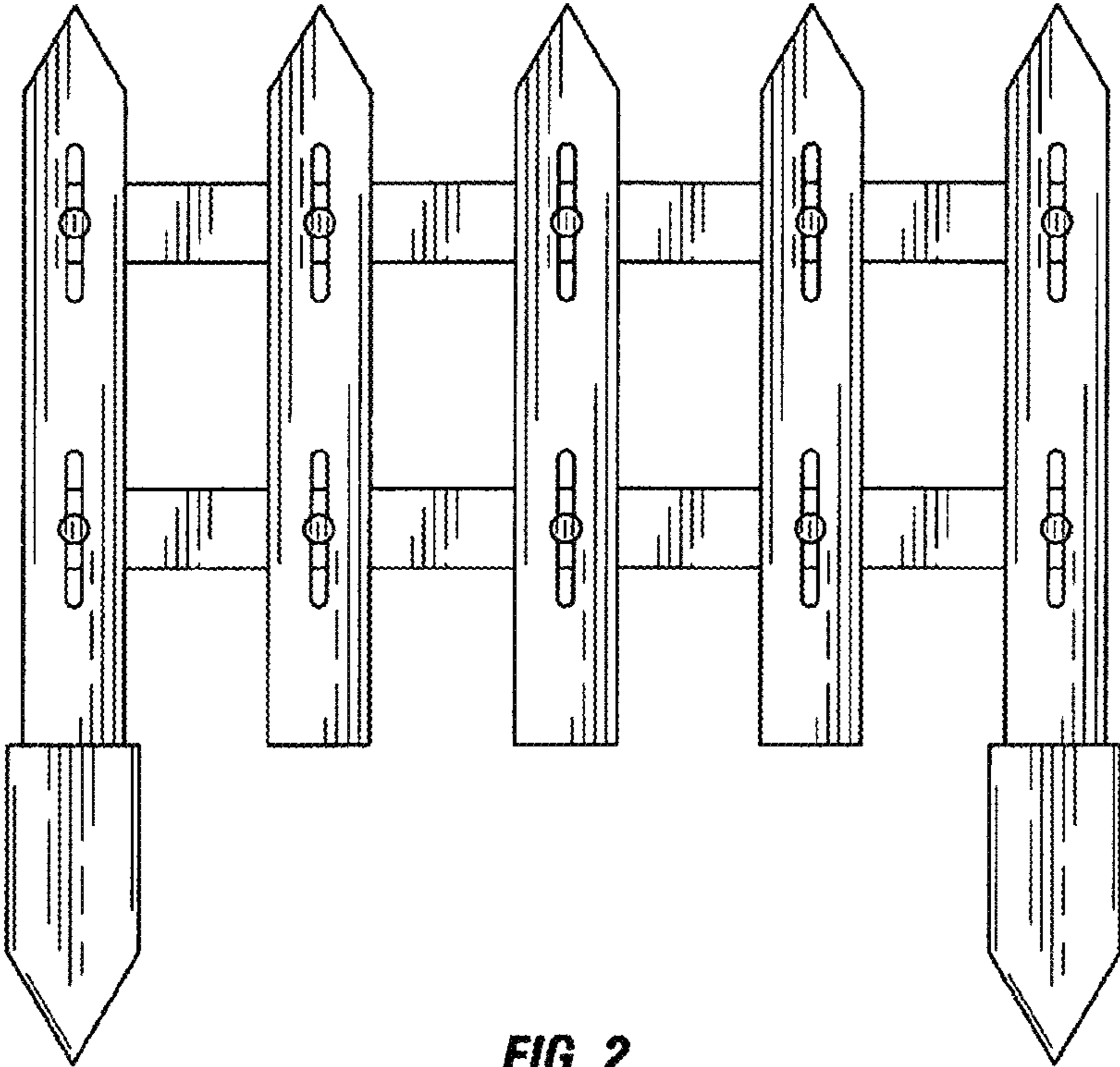


FIG. 2

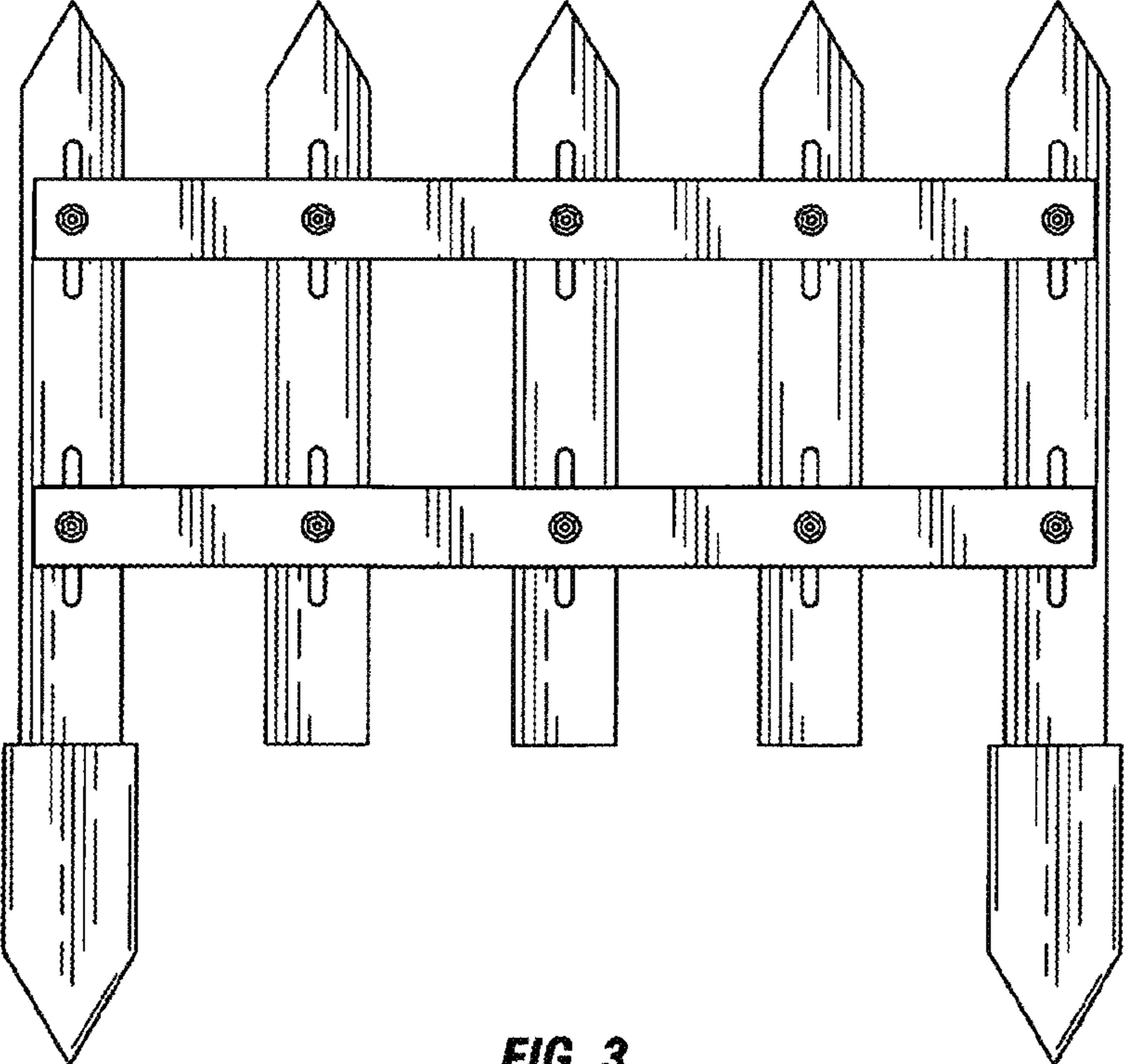


FIG. 3



FIG. 4



FIG. 5



FIG. 6



FIG. 7