



US00D748261S

(12) **United States Design Patent**
Lindman et al.

(10) **Patent No.:** **US D748,261 S**
(45) **Date of Patent:** **** Jan. 26, 2016**

- (54) **HANDLE FOR AN ORTHODONTIC INSTRUMENT**
- (71) Applicant: **American Orthodontics Corporation**, Sheboygan, WI (US)
- (72) Inventors: **Julie Lindman**, Plymouth, WI (US); **Gordon Lawrence**, Sheboygan, WI (US)
- (73) Assignee: **American Orthodontics Corporation**, Sheboygan, WI (US)
- (**) Term: **14 Years**
- (21) Appl. No.: **29/503,549**
- (22) Filed: **Sep. 26, 2014**
- (51) **LOC (10) Cl.** **24-02**
- (52) **U.S. Cl.**
USPC **D24/152; D24/153**
- (58) **Field of Classification Search**
USPC D24/152-154, 176, 147-148; D8/52, D8/54-56; 7/125-128; 81/302, 305-306, 81/300, 342, 356, 382, 385, 427.5, 424; 433/4, 152, 159-160
CPC A61C 7/04; A61C 7/02; A61C 7/023; B25B 7/00; B25B 7/02
See application file for complete search history.

6,984,126	B1 *	1/2006	Graham	A61C 7/04	433/4
7,128,575	B1 *	10/2006	Sohn	A61C 3/14	433/159
7,182,595	B2 *	2/2007	Smith	A61C 7/04	433/159
7,549,860	B2 *	6/2009	Soo	A61C 7/02	433/4
7,722,353	B2 *	5/2010	Graham	A61C 7/04	433/159
D690,010	S *	9/2013	Lim	D24/153	

* cited by examiner

Primary Examiner — Wan Laymon

(74) *Attorney, Agent, or Firm* — Andrus Intellectual Property Law, LLP

(57) **CLAIM**

The ornamental design for a handle for an orthodontic instrument, as shown and described.

DESCRIPTION

FIG. 1 is a perspective view of a handle for an orthodontic instrument;
FIG. 2 is a front view thereof;
FIG. 3 is a back view thereof;
FIG. 4 is a left side view thereof;
FIG. 5 is a top view thereof;
FIG. 6 is a right side view thereof; and,
FIG. 7 is a bottom view thereof.

The dash-dot-dash broken line illustrates the bounds of the claim.

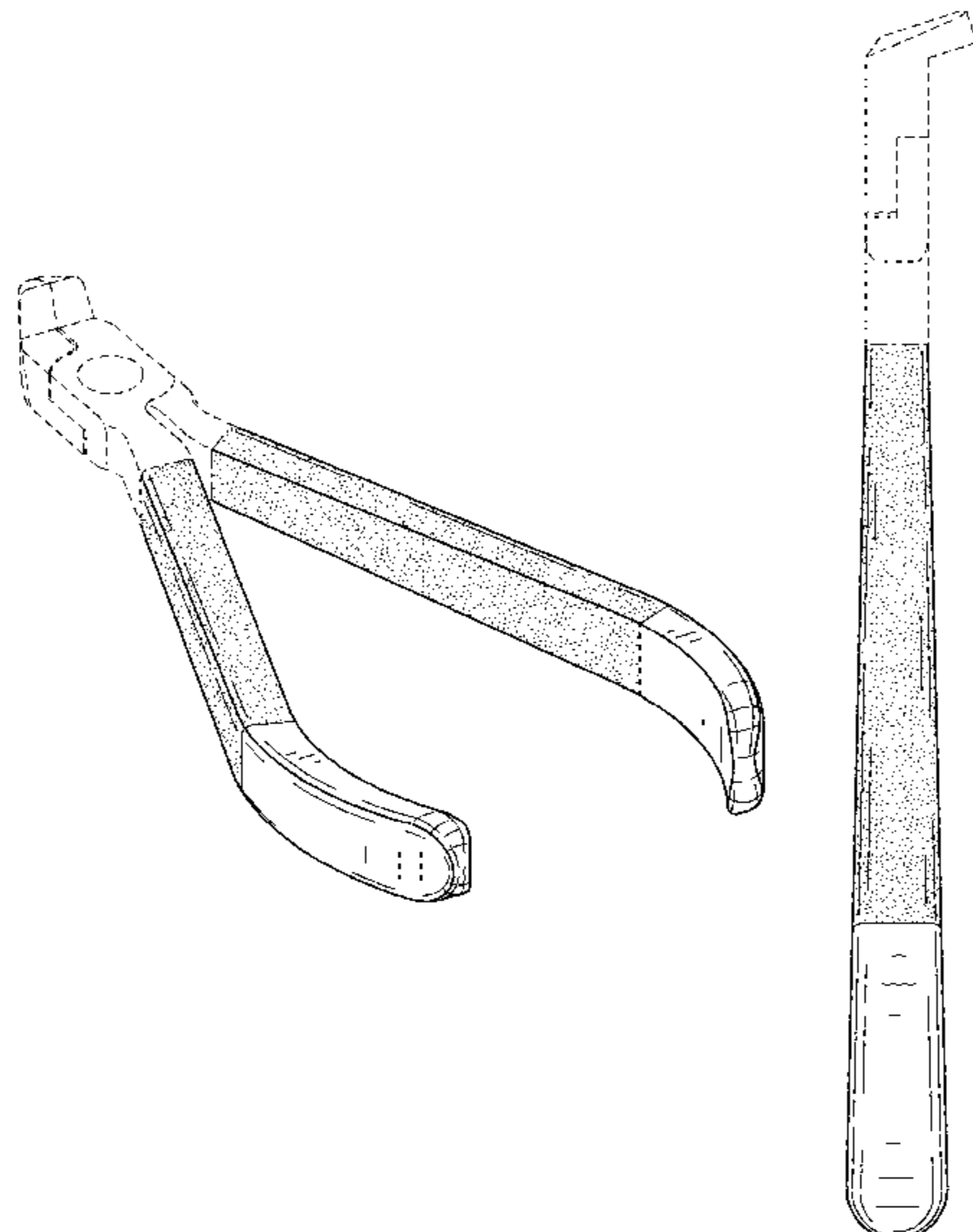
The broken lines showing of various portions, other elements in the Figures are for the purpose of illustrating unclaimed portions and form no part of the claimed design. The claimed design includes two surface textures, namely, polished and brushed surface textures with the stippling indicating a brush surface texture.

1 Claim, 3 Drawing Sheets

(56) **References Cited**

U.S. PATENT DOCUMENTS

1,626,226	A *	4/1927	Cantor	A61C 3/14	433/159
1,850,268	A *	3/1932	Kulp	B25B 27/24	81/302
2,944,341	A *	7/1960	Lane	A61C 3/14	433/159
3,132,550	A *	5/1964	Sion	B25B 7/02	81/302
D208,009	S *	6/1967	Hearrell	D8/58	
6,474,988	B1 *	11/2002	Georgakis	A61C 7/04	



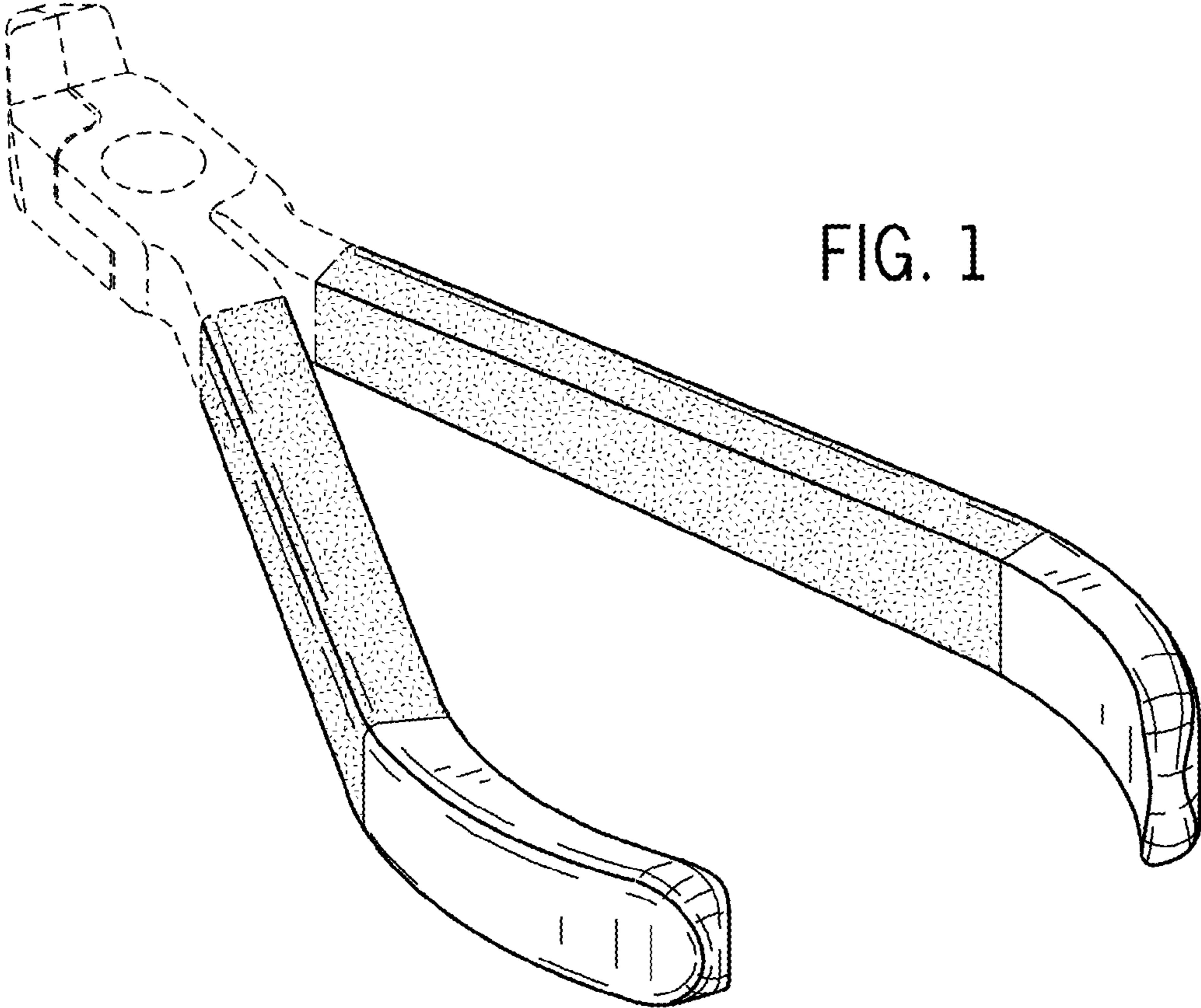


FIG. 1

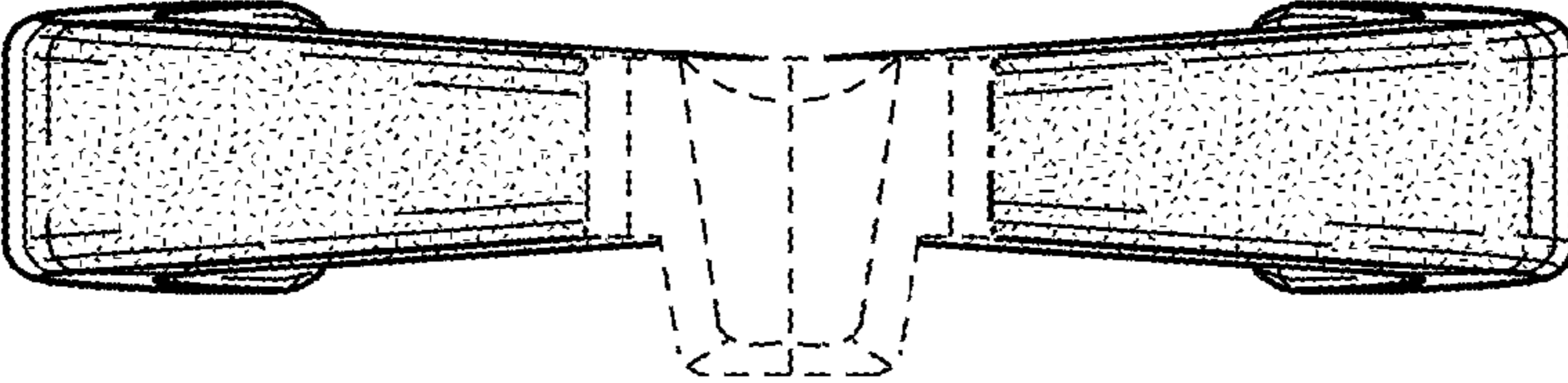


FIG. 2

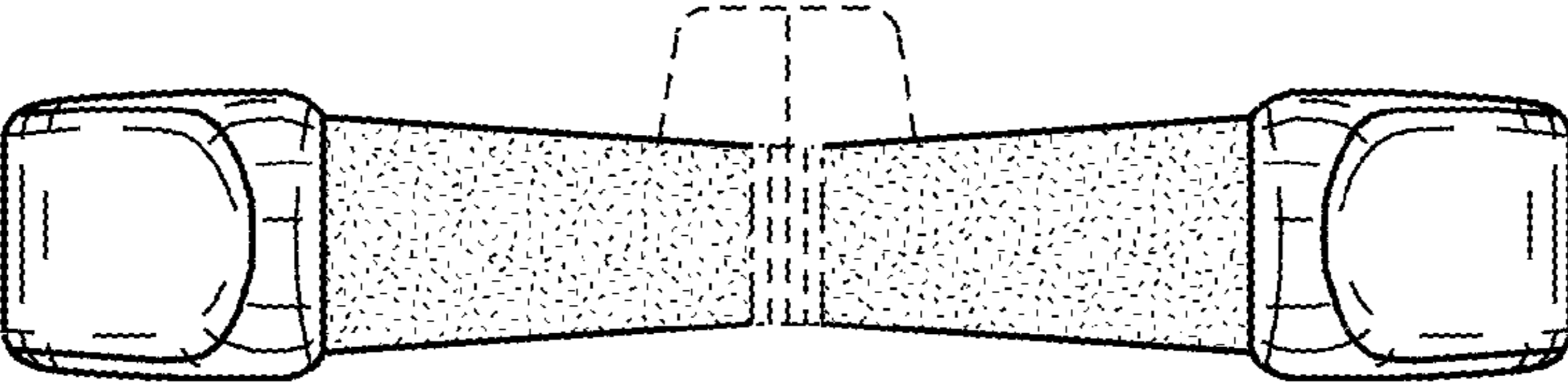


FIG. 3

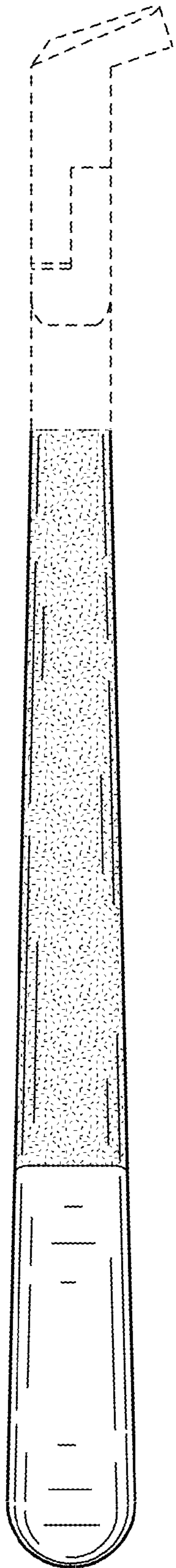


FIG. 4

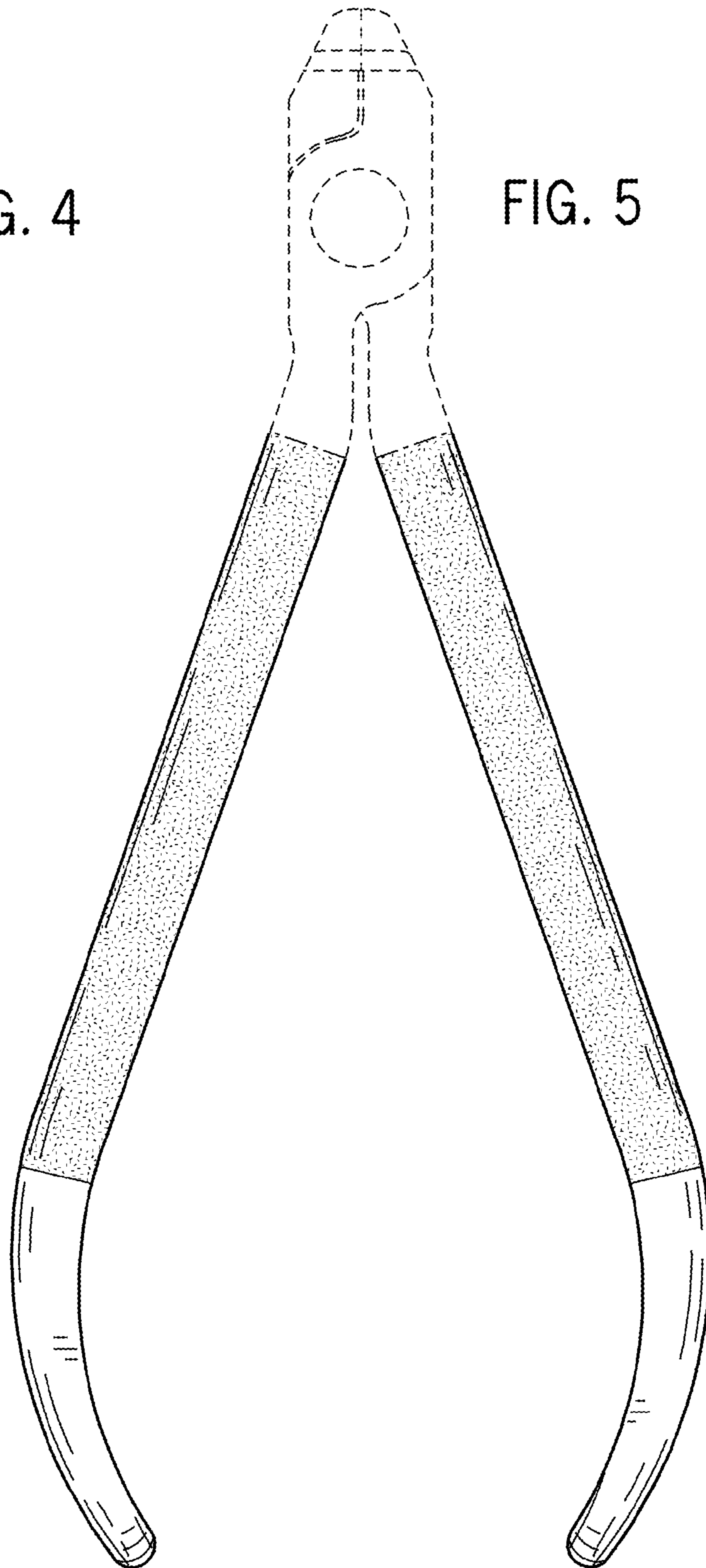


FIG. 5

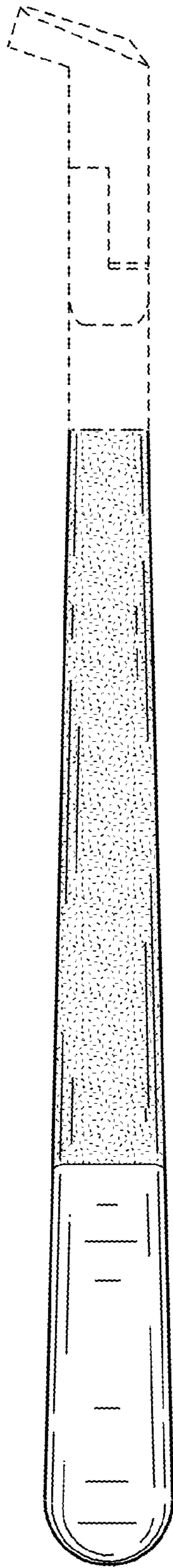


FIG. 6

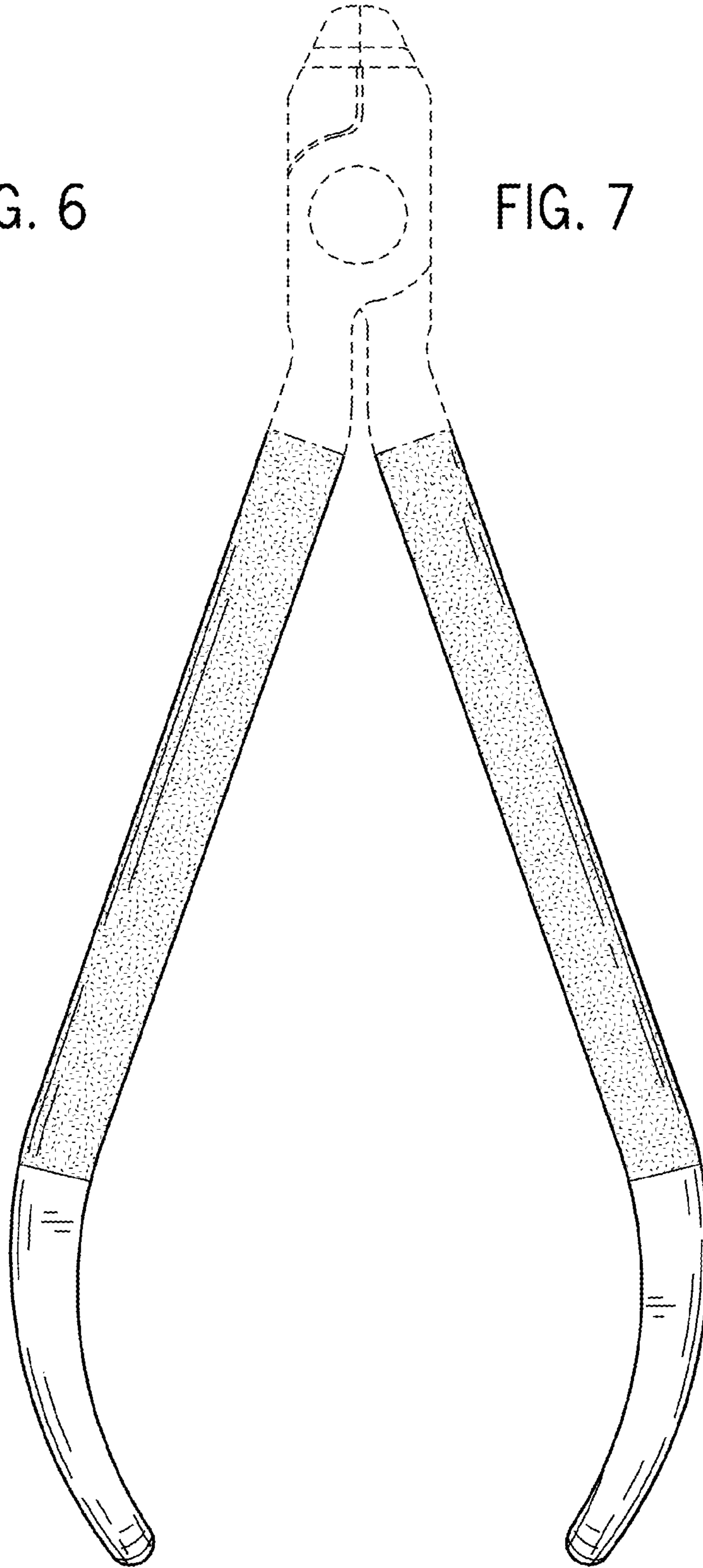


FIG. 7