



US00D748218S

(12) **United States Design Patent**
Kera

(10) **Patent No.:** **US D748,218 S**
(45) **Date of Patent:** **** Jan. 26, 2016**

(54) **GUN BARREL**

(71) Applicant: **Michael Ira Kera**, Dobbs Ferry, NY
(US)

(72) Inventor: **Michael Ira Kera**, Dobbs Ferry, NY
(US)

(**) Term: **14 Years**

(21) Appl. No.: **29/497,086**

(22) Filed: **Jul. 21, 2014**

(51) **LOC (10) Cl.** **22-01**

(52) **U.S. Cl.**
USPC **D22/108**

(58) **Field of Classification Search**
USPC D22/108
CPC F41A 21/48; F41A 21/00; F41A 21/16;
F41A 21/24
See application file for complete search history.

(56) **References Cited**

U.S. PATENT DOCUMENTS

2,345,089 A * 3/1944 Born F41A 21/16
42/78
D561,293 S * 2/2008 Mott D22/108

D697,995 S 1/2014 Kera
D737,398 S * 8/2015 Spanel D22/108
2015/0059565 A1 * 3/2015 Stewart B23B 35/00
89/1.41

* cited by examiner

Primary Examiner — Michael A Pratt

(74) *Attorney, Agent, or Firm* — Donald J. Ranft; Kristen A. Mogavero; Collen IP

(57) **CLAIM**

The ornamental design for a gun barrel, as shown.

DESCRIPTION

FIG. 1 is a right side view of a gun barrel showing my new design;
FIG. 2 is a left side view thereof;
FIG. 3 is a bottom view thereof;
FIG. 4 is a top view thereof;
FIG. 5 is a front view thereof;
FIG. 6 is a rear view thereof;
FIG. 7 is a front perspective view thereof; and,
FIG. 8 is a rear perspective view thereof.

1 Claim, 2 Drawing Sheets

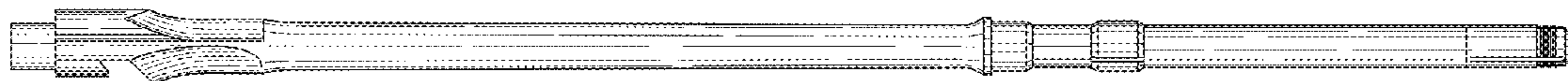


Fig. 1

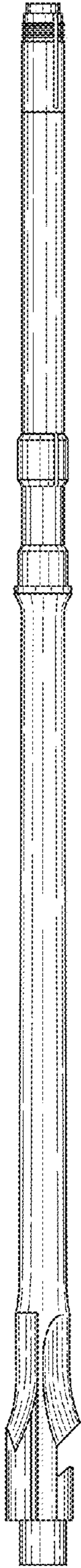


Fig. 2

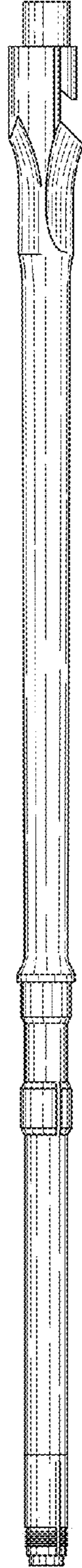


Fig. 3

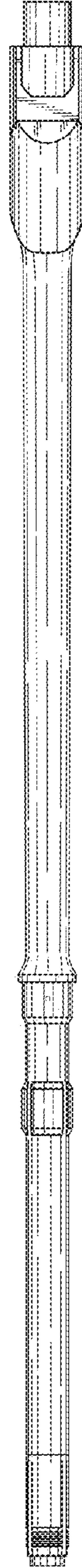


Fig. 4

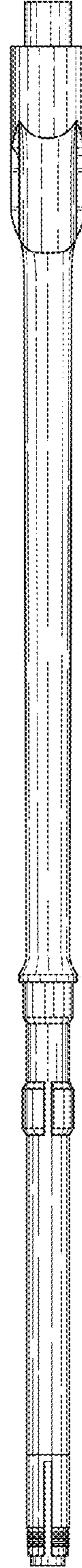


Fig. 5



Fig. 6

