



US00D748217S

(12) **United States Design Patent**  
**Kera**

(10) **Patent No.:** **US D748,217 S**  
(45) **Date of Patent:** **\*\* Jan. 26, 2016**

- (54) **GUN STOCK**
- (71) Applicant: **Michael Ira Kera**, Dobbs Ferry, NY  
(US)
- (72) Inventor: **Michael Ira Kera**, Dobbs Ferry, NY  
(US)
- (\*\*) Term: **14 Years**
- (21) Appl. No.: **29/497,067**
- (22) Filed: **Jul. 21, 2014**
- (51) **LOC (10) Cl.** ..... **22-01**
- (52) **U.S. Cl.**  
USPC ..... **D22/108**
- (58) **Field of Classification Search**  
USPC ..... D22/103, 108; D21/572, 573  
CPC ..... F41C 23/04; F41C 23/06; F41C 23/14;  
F41C 23/22; F41C 33/007  
See application file for complete search history.

- D692,514 S \* 10/2013 Vera ..... D22/108
- D697,161 S 1/2014 Kera
- D712,498 S \* 9/2014 Du Plooy ..... D22/108
- D712,996 S \* 9/2014 Tresserras Torre ..... D22/108
- 2010/0162608 A1\* 7/2010 McCann ..... F41C 23/16  
42/71.01

\* cited by examiner

*Primary Examiner* — Michael A Pratt  
(74) *Attorney, Agent, or Firm* — Donald J. Ranft; Kristen A. Mogavero; Collen IP

(57) **CLAIM**  
The ornamental design for a gun stock, as shown.

**DESCRIPTION**

FIG. 1 is a left side view of a gun stock showing my new design;  
FIG. 2 is a right side view thereof;  
FIG. 3 is a bottom view thereof;  
FIG. 4 is a top view thereof;  
FIG. 5 is a front view thereof;  
FIG. 6 is a rear view thereof;  
FIG. 7 is a left perspective view thereof; and,  
FIG. 8 is a right perspective view thereof.

**1 Claim, 3 Drawing Sheets**

- (56) **References Cited**  
U.S. PATENT DOCUMENTS  
D297,855 S \* 9/1988 Ruger ..... D22/103  
D304,223 S \* 10/1989 Ruger ..... D22/103

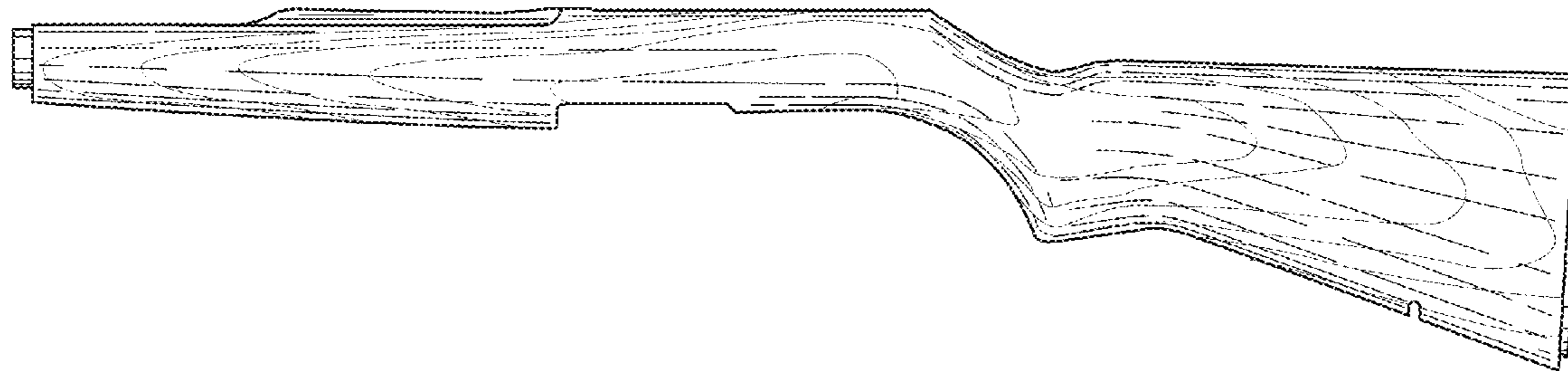


Fig. 1

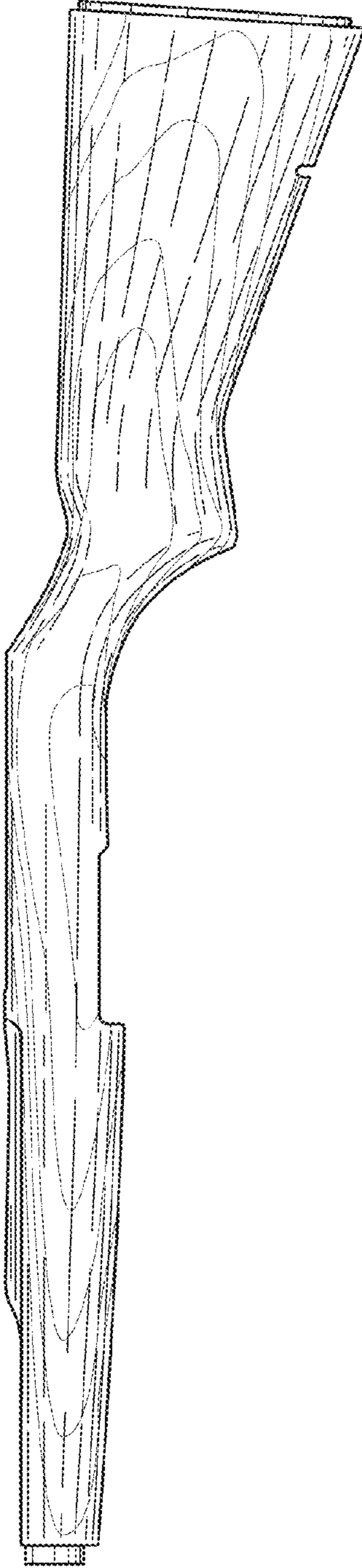


Fig. 2

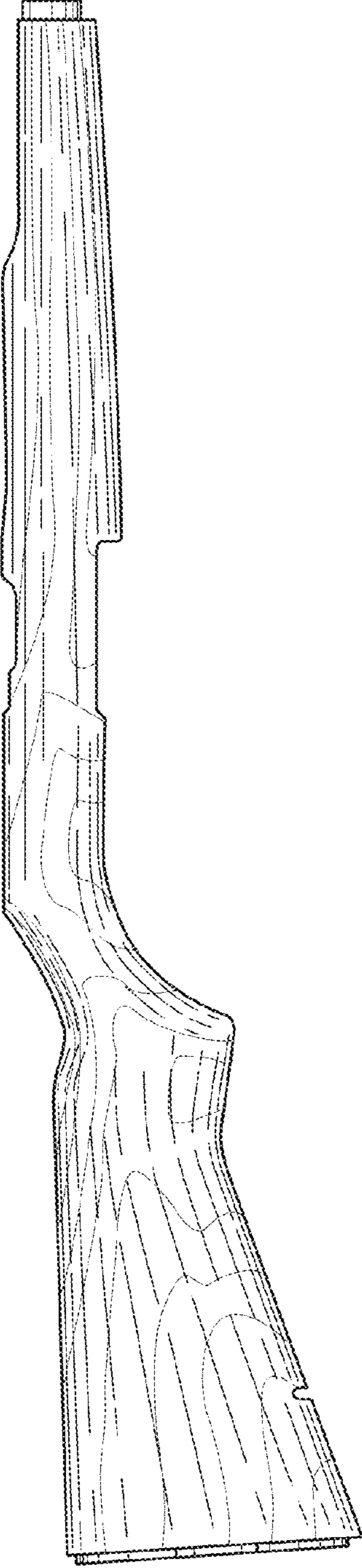


Fig. 3

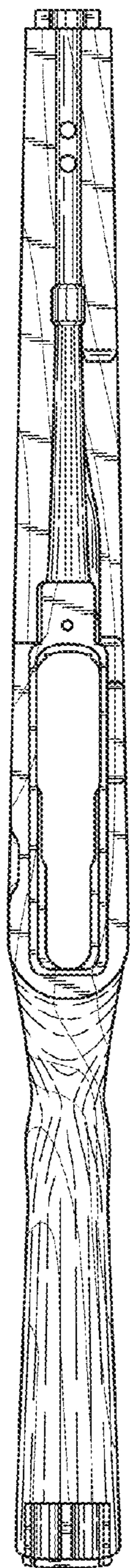


Fig. 4

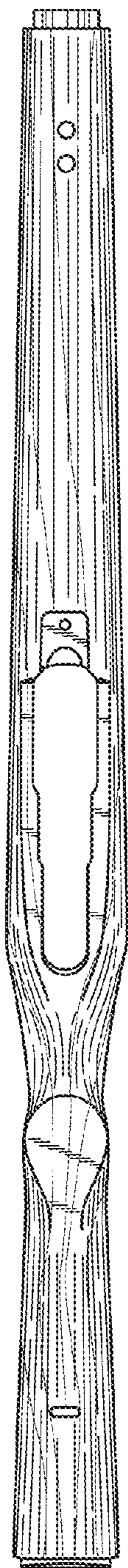


Fig. 5

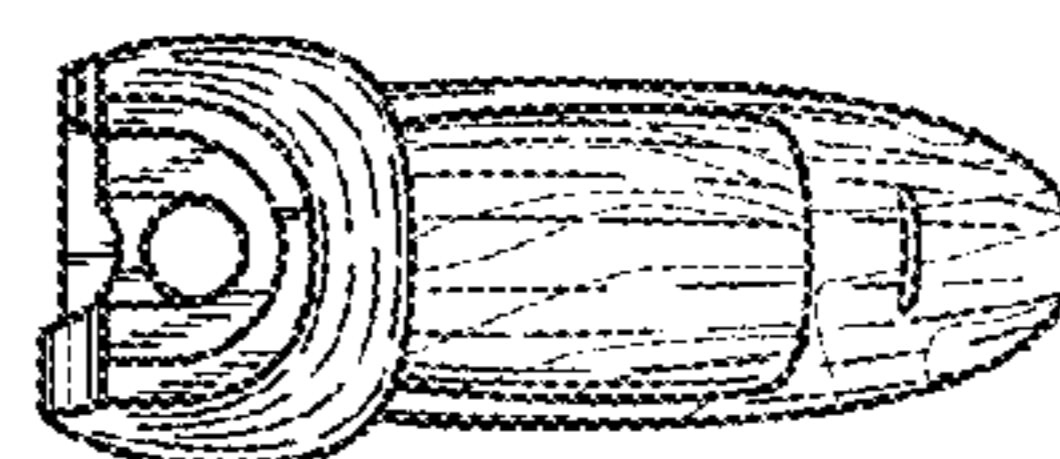


Fig. 6

