

US00D748195S

(12) **United States Design Patent**  
**Wang**

(10) **Patent No.:** **US D748,195 S**

(45) **Date of Patent:** **\*\* Jan. 26, 2016**

- (54) **PEN**
- (71) Applicant: **Andrew Wang**, Anhui (CN)
- (72) Inventor: **Andrew Wang**, Anhui (CN)
- (73) Assignees: **TONGLU IDO IMP & EXP & CO., LTD.**, Hangzhou, Zhejiang (CN);  
**SHARING PROMO STOCK CO.**, Baldwin Park, CA (US)

D333,152	S	*	2/1993	Anavil	.....	D19/200
D340,743	S	*	10/1993	Anavil	.....	D19/200
D408,450	S	*	4/1999	Kamei	.....	D19/200
6,117,260	A	*	9/2000	Rossi	.....	B43K 1/12 156/148
6,474,893	B1	*	11/2002	Osada	.....	B43K 1/00 401/196
6,505,984	B2	*	1/2003	Smith	.....	B43K 19/00 15/424
7,001,092	B1	*	2/2006	Varughese	.....	B43K 21/00 401/111
D619,580	S	*	7/2010	Nakayama	.....	D14/411
D675,621	S	*	2/2013	Fletcher	.....	D14/411
D695,741	S	*	12/2013	Wang	.....	D14/411

(\*\*) Term: **14 Years**

(21) Appl. No.: **29/504,882**

(22) Filed: **Oct. 10, 2014**

(51) **LOC (10) Cl.** ..... **19-06**

(52) **U.S. Cl.**  
USPC ..... **D19/163; D19/901**

(58) **Field of Classification Search**  
USPC ..... D14/411; D19/115-204  
CPC ..... B43K 5/005; B43K 7/00; B43K 7/10;  
B43K 7/12; B43K 8/04; B43K 19/00; B43K  
19/14; B43K 23/00; B43K 23/001; B43K  
23/016; B43K 24/08; B43K 24/084  
See application file for complete search history.

(56) **References Cited**

**U.S. PATENT DOCUMENTS**

D60,192	S	*	1/1922	Mason, Jr.	.....	D19/185
3,219,015	A	*	11/1965	Ruden	.....	B43K 24/08 401/110
4,986,682	A	*	1/1991	Lu	.....	B43K 7/005 401/112

\* cited by examiner

*Primary Examiner* — Elizabeth Albert

(74) *Attorney, Agent, or Firm* — Jen-Feng Lee, Esq.

(57) **CLAIM**

I claim the ornamental design for a pen, as shown and described.

**DESCRIPTION**

FIG. 1 is a front view of a pen showing my new design, with the rear view being the mirror image,  
FIG. 2 is a front view with the cap off thereof,  
FIG. 3 is a perspective view of front and bottom thereof,  
FIG. 4 is a perspective view of front and top view thereof,  
FIG. 5 is a top view thereof; and,  
FIG. 6 is a bottom view thereof.

The broken lines in FIG. 2 are included for the purpose of showing a portion of the pen that forms no part of the claimed design.

**1 Claim, 3 Drawing Sheets**

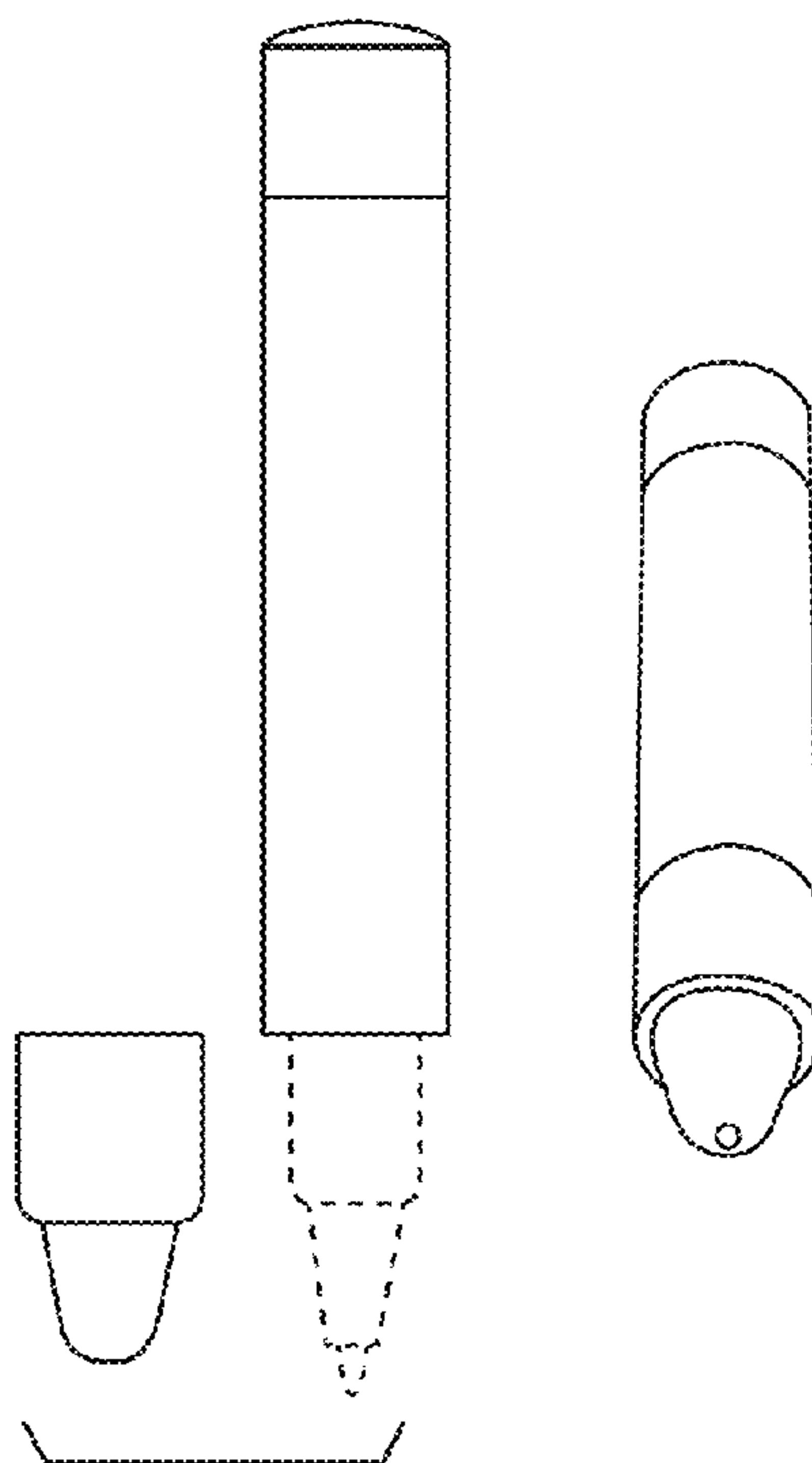




Fig. 1




Fig. 2



Fig. 4




Fig. 3



Fig. 5

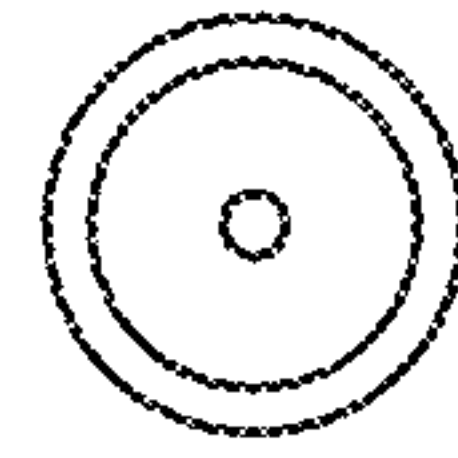


Fig. 6