



US00D748166S

(12) **United States Design Patent**
Jeon et al.

(10) **Patent No.:** **US D748,166 S**
(45) **Date of Patent:** **** Jan. 26, 2016**

(54) **DOOR HANDLE FOR REFRIGERATOR**

(71) Applicant: **Samsung Electronics Co., Ltd.**,
Suwon-si (KR)

(72) Inventors: **Sangwoon Jeon**, Namyangju-si (KR);
Jun Kyo Lee, Seongnam-si (KR); **Hyun
Il Lee**, Seoul (KR)

(73) Assignee: **Samsung Electronics Co., Ltd.**,
Suwon-si (KR)

(**) Term: **14 Years**

(21) Appl. No.: **29/509,792**

(22) Filed: **Nov. 21, 2014**

(30) **Foreign Application Priority Data**

May 22, 2014 (KR) 30-2014-0025342

(51) **LOC (10) Cl.** **15-07**

(52) **U.S. Cl.**
USPC **D15/89**

(58) **Field of Classification Search**
USPC D15/79-91; D7/340, 393, 394;
D8/300-302, 305, 313-331
CPC F25B 21/02; F25B 21/04; F25B 29/00;
F25B 2321/025; F25B 2321/0251; F25B
2339/047; F25B 2400/22; F25B 2700/2117;
F25B 1/00; F25B 1/10; F25B 2309/061;
F25B 2321/02; F25B 2347/021; F25B
2400/0411; F25B 2400/06; F25D 23/028;
F25D 23/02; F25D 25/025; F25D 23/00;
F25D 2323/021; F25D 11/00; F25D 23/04;
F25D 25/02; F25D 23/021; F25D 23/067;
F25D 25/024; F25D 17/042; F25D 2323/024;
F25D 23/065; A47F 3/0482; A47F 3/04;

A47F 3/0434; A47F 3/0447; A47F 3/0408;
A47F 3/0404; A47F 3/043; A47F 3/0443;
A47F 3/0486; A47F 3/0491; A47F 3/0469;
A47F 10/06; A47F 3/0426; A47F 3/0439;
A47F 11/10; A47F 3/001

See application file for complete search history.

(56) **References Cited**

U.S. PATENT DOCUMENTS

D610,595 S *	2/2010	Baker	D15/89
D722,623 S *	2/2015	Cho	D15/89
D722,624 S *	2/2015	Cho	D15/89
D722,625 S *	2/2015	Cho	D15/89
D723,074 S *	2/2015	Cho	D15/89

* cited by examiner

Primary Examiner — Daniel Bui

Assistant Examiner — Khawaja Anwar

(74) *Attorney, Agent, or Firm* — NSIP Law

(57) **CLAIM**

We claim the ornamental design for a door handle for refrigerator, as shown and described.

DESCRIPTION

FIG. 1 is a front perspective view of a door handle for refrigerator showing our new design;
FIG. 2 is a front view thereof;
FIG. 3 is a rear view thereof;
FIG. 4 is a left-side view thereof;
FIG. 5 is a right-side view thereof;
FIG. 6 is a top view thereof; and,
FIG. 7 is a bottom view thereof.

The broken line in the figure drawings represents unclaimed environment only and forms no part of the claimed design.

1 Claim, 7 Drawing Sheets

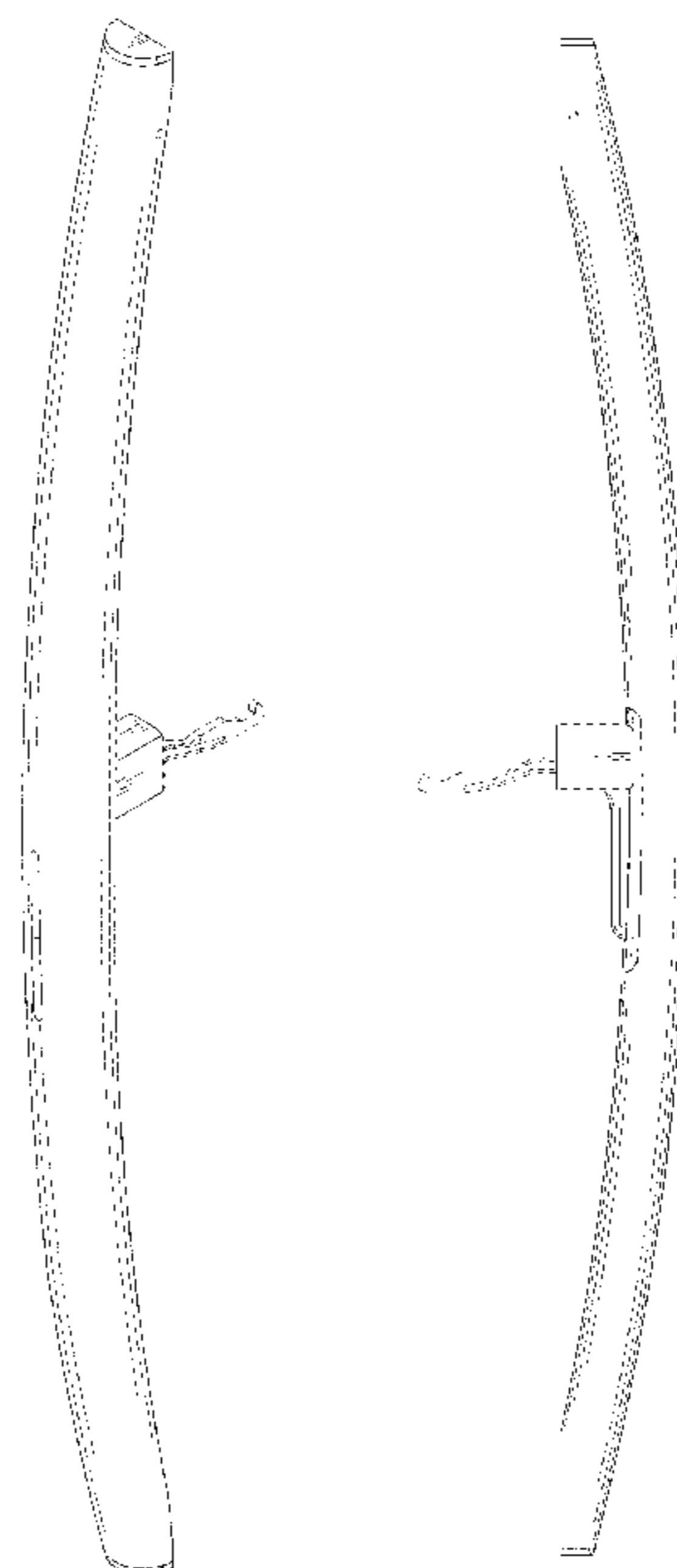


FIG. 1

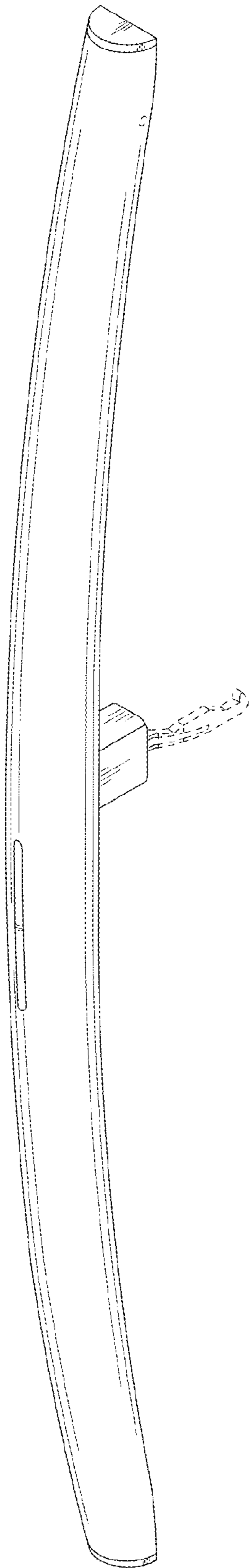


FIG. 2

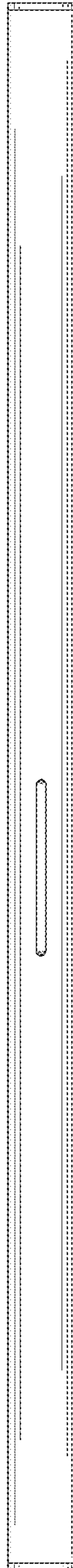


FIG. 3

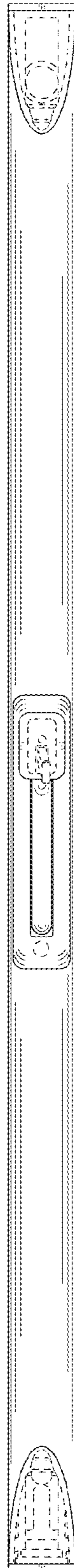


FIG. 4

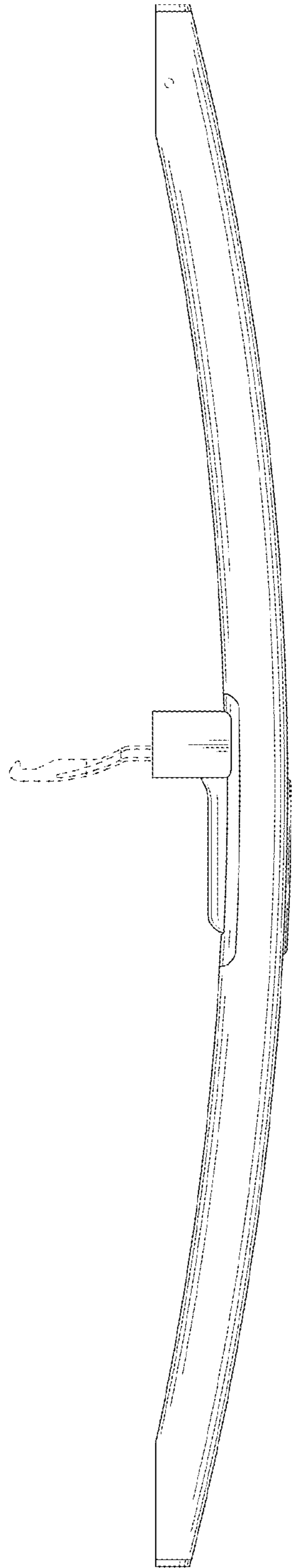


FIG. 5

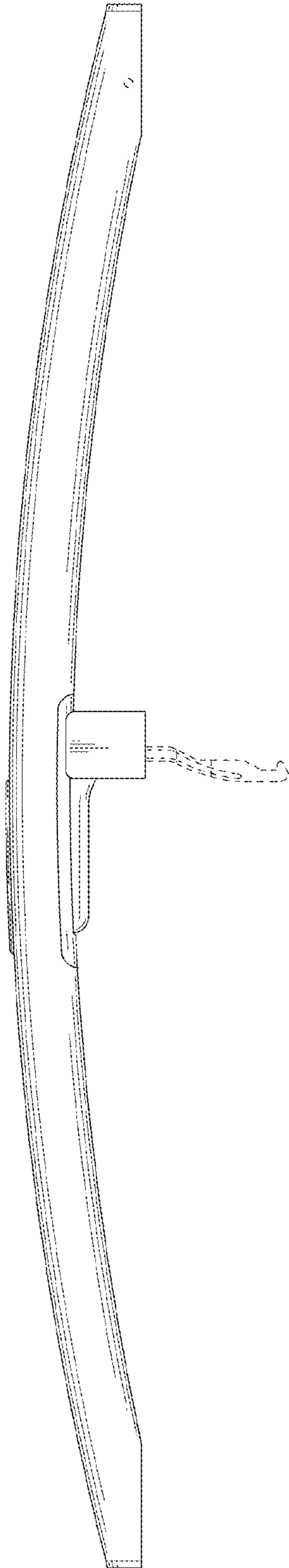


FIG. 6

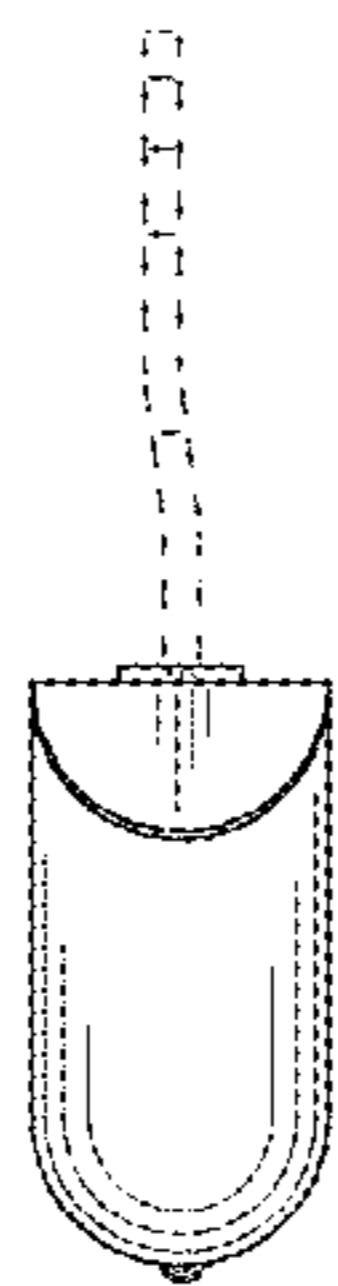


FIG. 7

