



US00D748148S

(12) **United States Design Patent**
Lee et al.

(10) **Patent No.:** **US D748,148 S**
(45) **Date of Patent:** **** *Jan. 26, 2016**

(54) **DISPLAY SCREEN OR PORTION THEREOF WITH ICON**

(71) Applicant: **Samsung Electronics Co., Ltd.**,
Suwon-si (KR)

(72) Inventors: **Bo-Young Lee**, Seoul (KR);
Seung-Kyung Lim, Seoul (KR); **Ji-Hye Myung**,
Yongin-si (KR)

(73) Assignee: **Samsung Electronics Co., Ltd.**,
Suwon-si (KR)

(*) Notice: This patent is subject to a terminal disclaimer.

(**) Term: **14 Years**

(21) Appl. No.: **29/457,149**

(22) Filed: **Jun. 7, 2013**

(30) **Foreign Application Priority Data**

Feb. 23, 2013 (KR) 30-2013-0009512

(51) **LOC (10) Cl.** **14-04**

(52) **U.S. Cl.**
USPC **D14/495**

(58) **Field of Classification Search**
USPC D14/488-495
CPC .. G06F 3/04817; G06F 3/0482; G06F 3/0488
See application file for complete search history.

(56) **References Cited**

U.S. PATENT DOCUMENTS

D385,547 S * 10/1997 Snell D14/495
D418,497 S * 1/2000 Howard et al. D14/489
D470,505 S * 2/2003 Platz D14/495

D478,090 S * 8/2003 Nguyen et al. D14/486
D562,345 S * 2/2008 Ottaway et al. D14/491
D575,018 S * 8/2008 Knopow D32/52
D580,451 S * 11/2008 Steele et al. D14/489
D580,453 S * 11/2008 Steele et al. D14/491
D580,950 S * 11/2008 Steele et al. D14/491
D624,928 S * 10/2010 Agnetta et al. D14/487
D644,659 S * 9/2011 Pizzutelli et al. D14/495
D644,661 S * 9/2011 Gardner et al. D14/495
8,655,015 B2 * 2/2014 Nishimoto et al. 382/103
D719,586 S * 12/2014 Jon D14/495
2009/0088143 A1 * 4/2009 Kim et al. 455/418
2012/0306748 A1 * 12/2012 Fleizach et al. 345/161
2013/0035942 A1 * 2/2013 Kim et al. 704/275
2015/0000025 A1 * 1/2015 Clements 4/443

OTHER PUBLICATIONS

1000 Icons, Symbols + Pictograms: Visual Communication for Every Language, Rockport Publishers, Gloucester, MA © 2006, pp. 92 and 176.*

* cited by examiner

Primary Examiner — Sheryl Lane
Assistant Examiner — Nicole Shiflet

(74) *Attorney, Agent, or Firm* — NSIP Law

(57) **CLAIM**

The ornamental design for a display screen or portion thereof with icon, as shown and described.

DESCRIPTION

FIG. 1 is a front view of a display screen or portion thereof with icon, showing our new design; and, FIG. 2 is a front view of a second embodiment thereof. The broken line showing of the display screen or portion thereof is included for the purpose of illustrating portions of the article and forms no part of the claimed design.

1 Claim, 2 Drawing Sheets


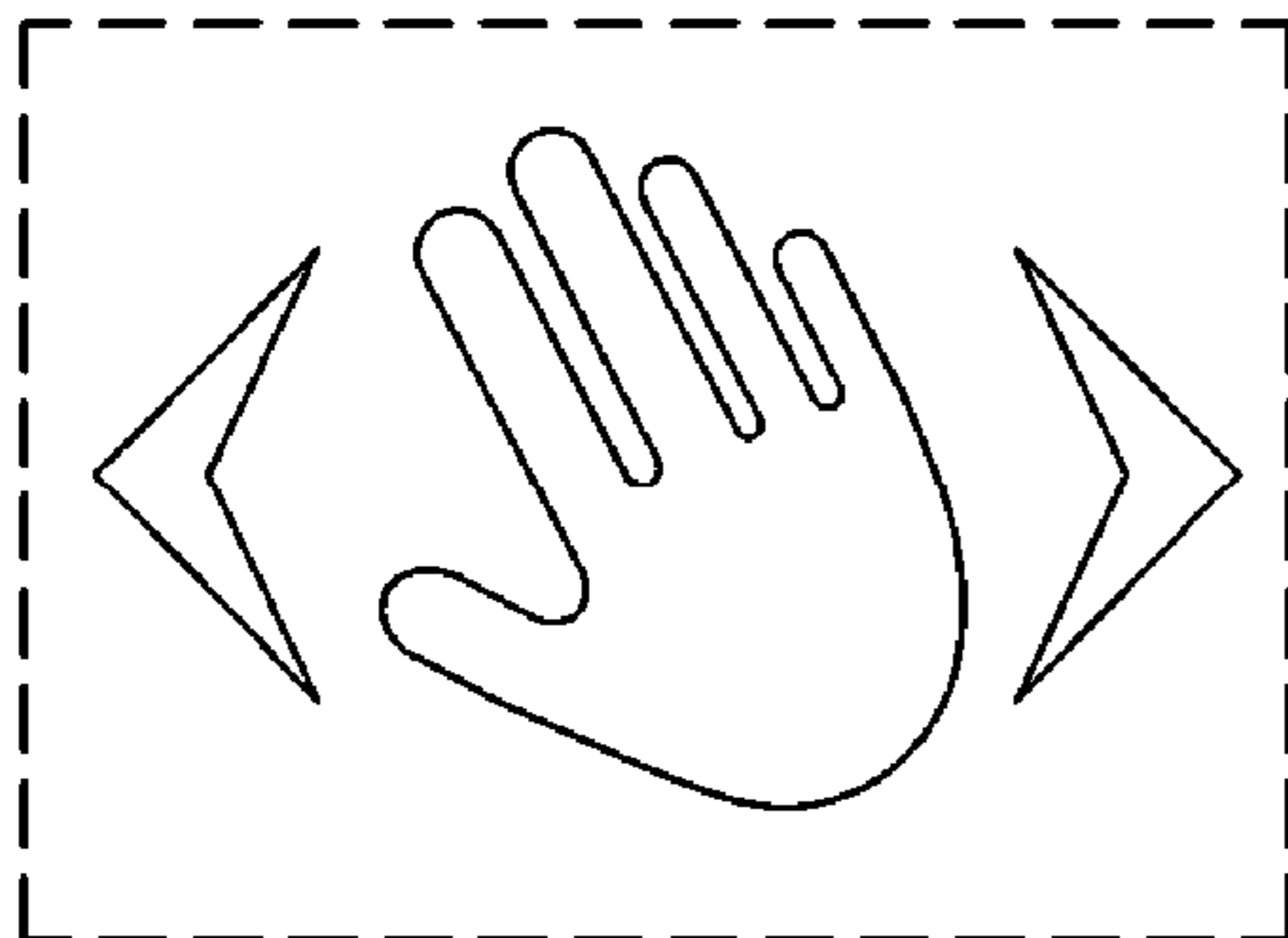


FIG. 1

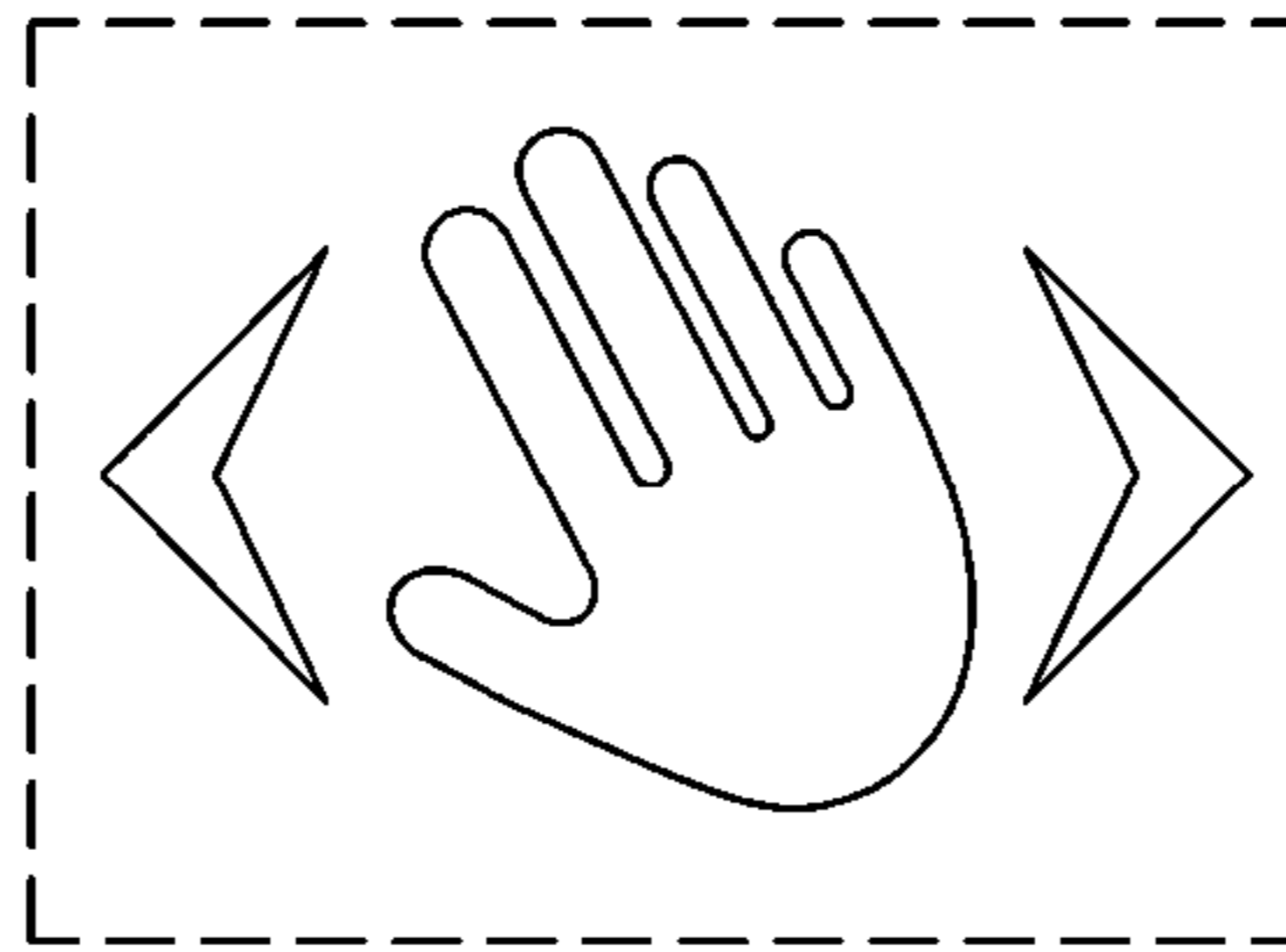


FIG. 2

