



US00D748112S

(12) **United States Design Patent**
Vonshak et al.

(10) **Patent No.:** **US D748,112 S**
(45) **Date of Patent:** **** Jan. 26, 2016**

(54) **DISPLAY PANEL WITH TRANSITIONAL GRAPHICAL USER INTERFACE**

(71) Applicant: **LG ELECTRONICS INC.**, Seoul (KR)

(72) Inventors: **Itai Vonshak**, Santa Clara, CA (US);
Liron Damir, Santa Clara, CA (US);
Alan Shen, Santa Clara, CA (US); **Brian Behnke**, Santa Clara, CA (US)

(73) Assignee: **LG Electronics Inc.**, Seoul (KR)

(**) Term: **14 Years**

(21) Appl. No.: **29/485,167**

(22) Filed: **Mar. 17, 2014**

(51) **LOC (10) Cl.** **14-04**

(52) **U.S. Cl.**
USPC **D14/485; D14/488**

(58) **Field of Classification Search**

USPC D14/485-495
CPC ... G06F 3/0481; G06F 3/0482; G06F 3/0488;
G06F 3/04883; G06F 3/04817; G06F 9/4443;
G06F 17/30905

See application file for complete search history.

(56) **References Cited**

U.S. PATENT DOCUMENTS

5,537,618	A *	7/1996	Boulton	G06F 11/3055 434/118
5,898,873	A *	4/1999	Lehr	G06F 11/323 345/440
D528,557	S *	9/2006	Aoki	D14/486
7,179,982	B2 *	2/2007	Goto	G10D 1/00 348/465
D592,676	S *	5/2009	Okuyama	D14/488
D593,116	S *	5/2009	Garcia	D14/487
D615,549	S *	5/2010	Caine	D14/486
D619,146	S *	7/2010	Flik	D14/493

7,935,879	B2 *	5/2011	Transeau	G10H 1/0008 84/602
D682,306	S *	5/2013	DiJulio	D14/488
D690,320	S *	9/2013	Frijlink	D14/488
D697,924	S *	1/2014	Woo-Seok	D14/485
D708,225	S *	7/2014	Lee	D14/489
D710,384	S *	8/2014	Umezawa	D14/493
D717,312	S *	11/2014	Matas	D14/485
D721,722	S *	1/2015	Lee	D14/486
D735,753	S *	8/2015	Hwang	D14/488
D736,244	S *	8/2015	Kang	D14/488

* cited by examiner

Primary Examiner — Deanna L Pratt

(74) *Attorney, Agent, or Firm* — Birch, Stewart, Kolasch & Birch, LLP

(57) **CLAIM**

We claim the ornamental design for a display panel with transitional graphical user interface, as shown and described.

DESCRIPTION

FIG. 1 is a front view of a first image of a display panel with transitional graphical user interface showing our new design; FIG. 2 is a front view of a second image thereof; FIG. 3 is a front view of a third image thereof; FIG. 4 is a front view of a fourth image thereof; FIG. 5 is a front view of a fifth image thereof; FIG. 6 is a front view of a sixth image thereof; FIG. 7 is a front view of a seventh image thereof; FIG. 8 is a front view of an eighth image thereof; and, FIG. 9 is a front view of a ninth image thereof.

The broken lines in the drawing figures are included for the purpose of illustrating environment and form no part of the claimed design.

The appearance of the image transitions sequentially between the images shown in FIGS. 1 to 9. The process or period in which one image transitions to another forms no part of the claimed design.

1 Claim, 5 Drawing Sheets

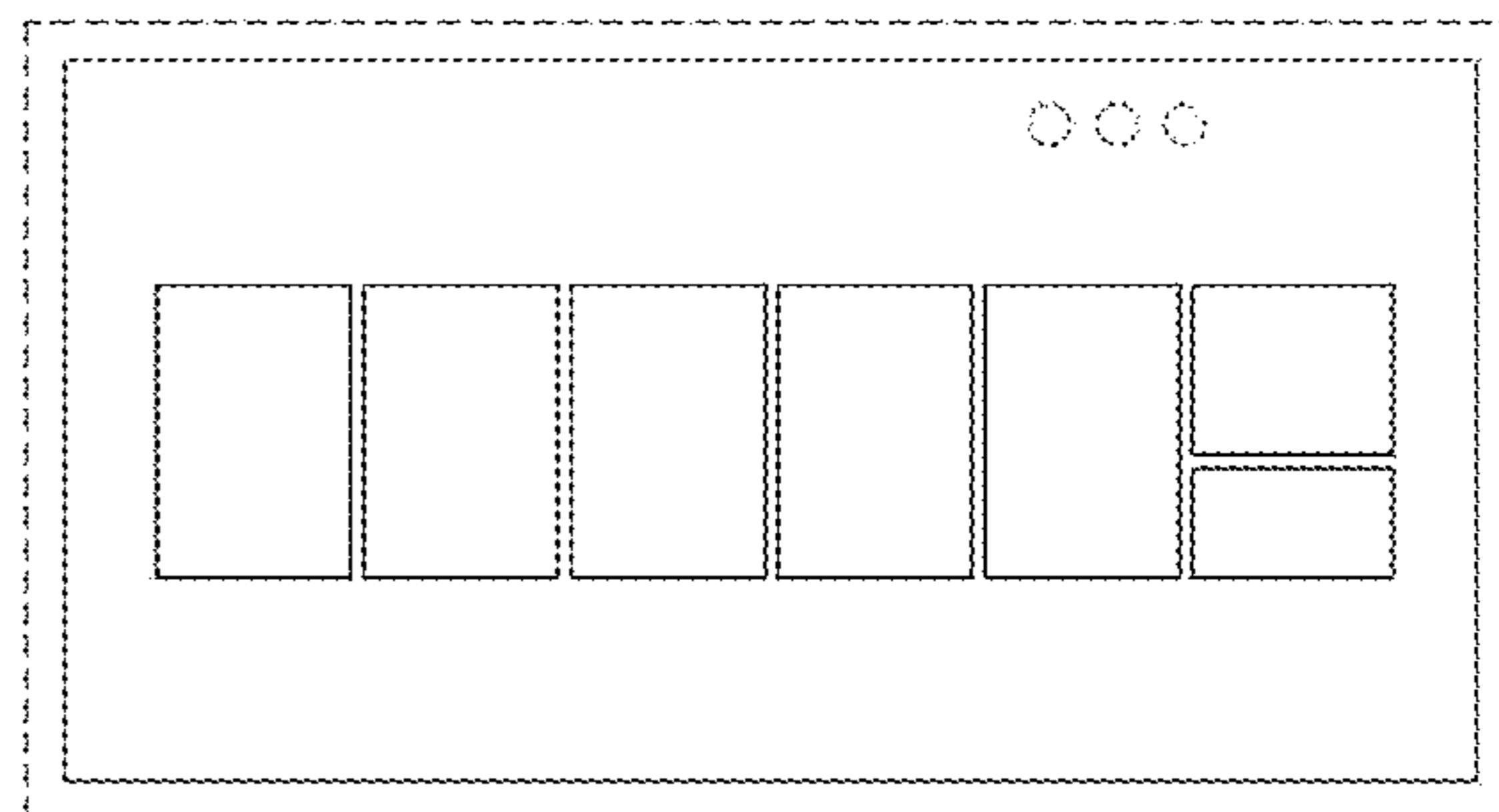
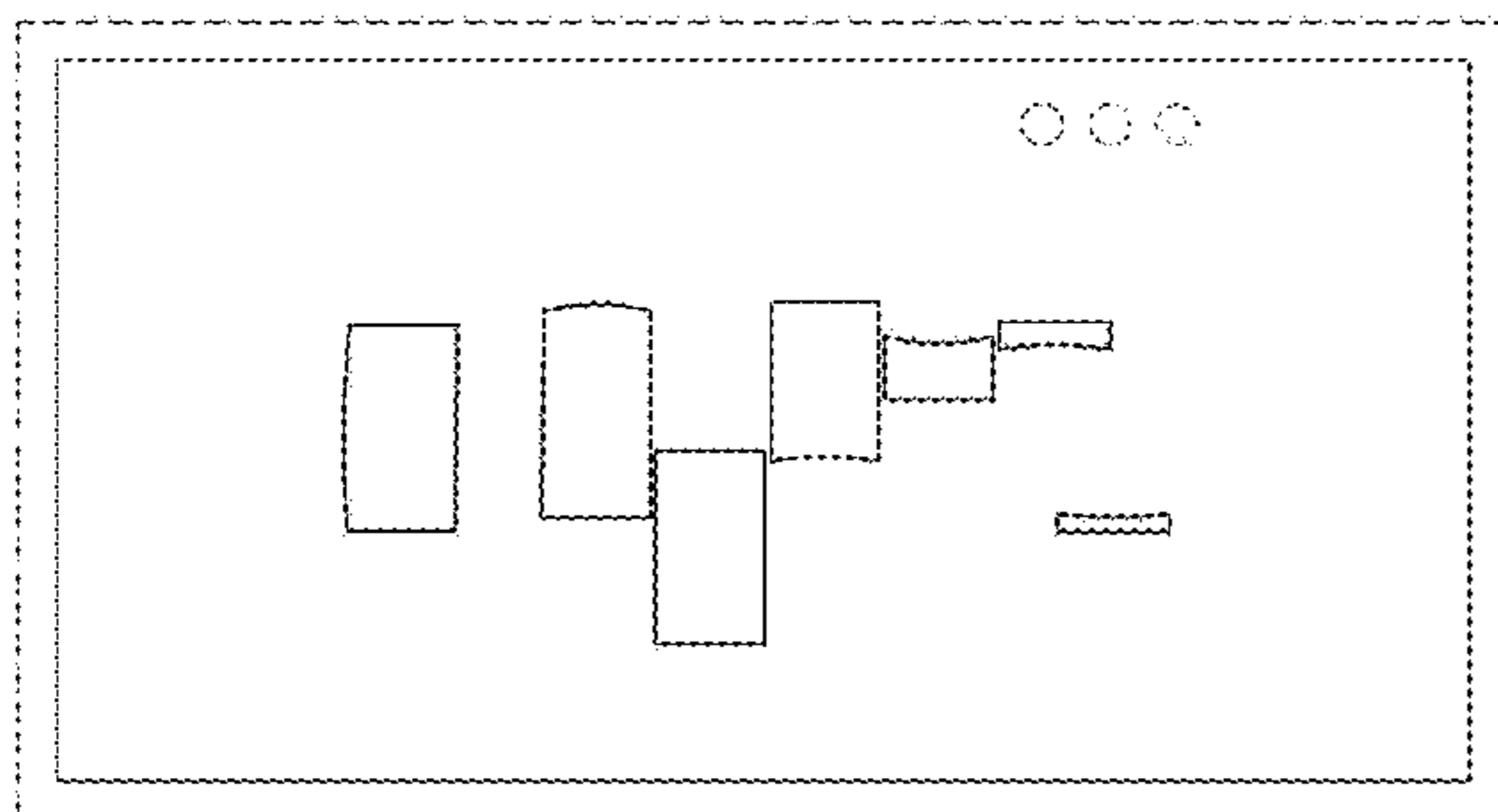


FIG. 1




FIG. 2




FIG. 3




FIG. 4

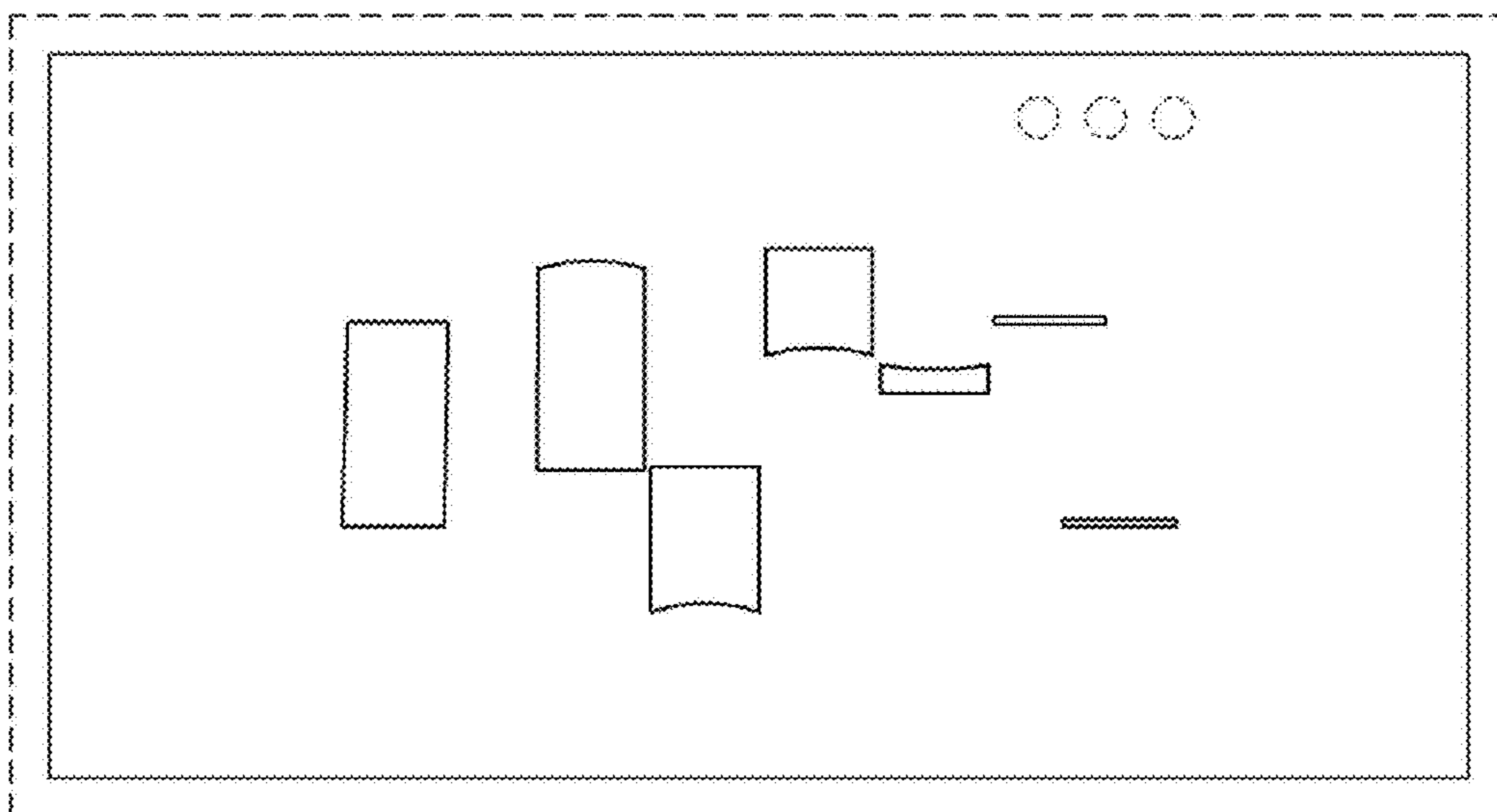


FIG. 5

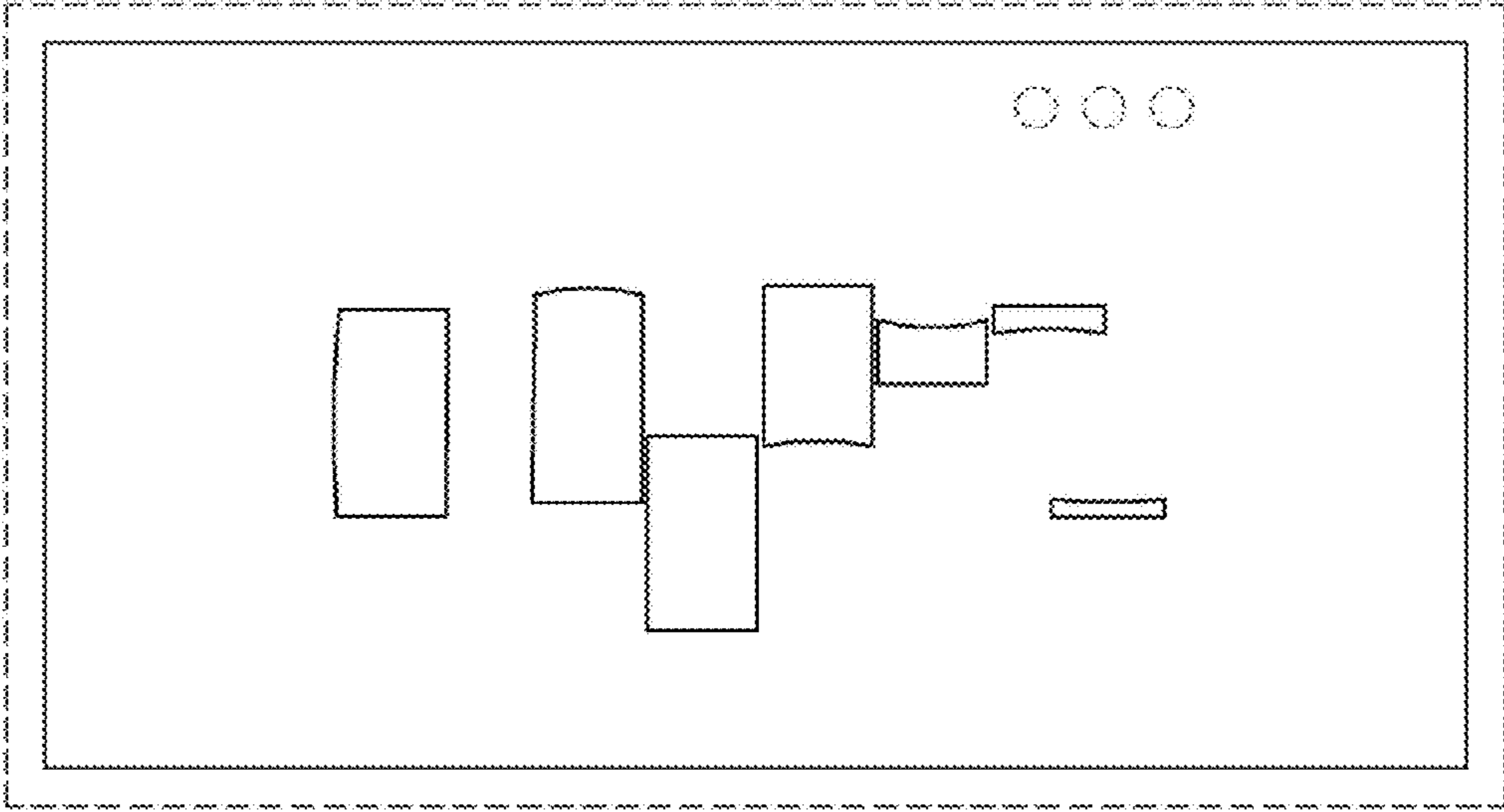


FIG. 6




FIG. 7

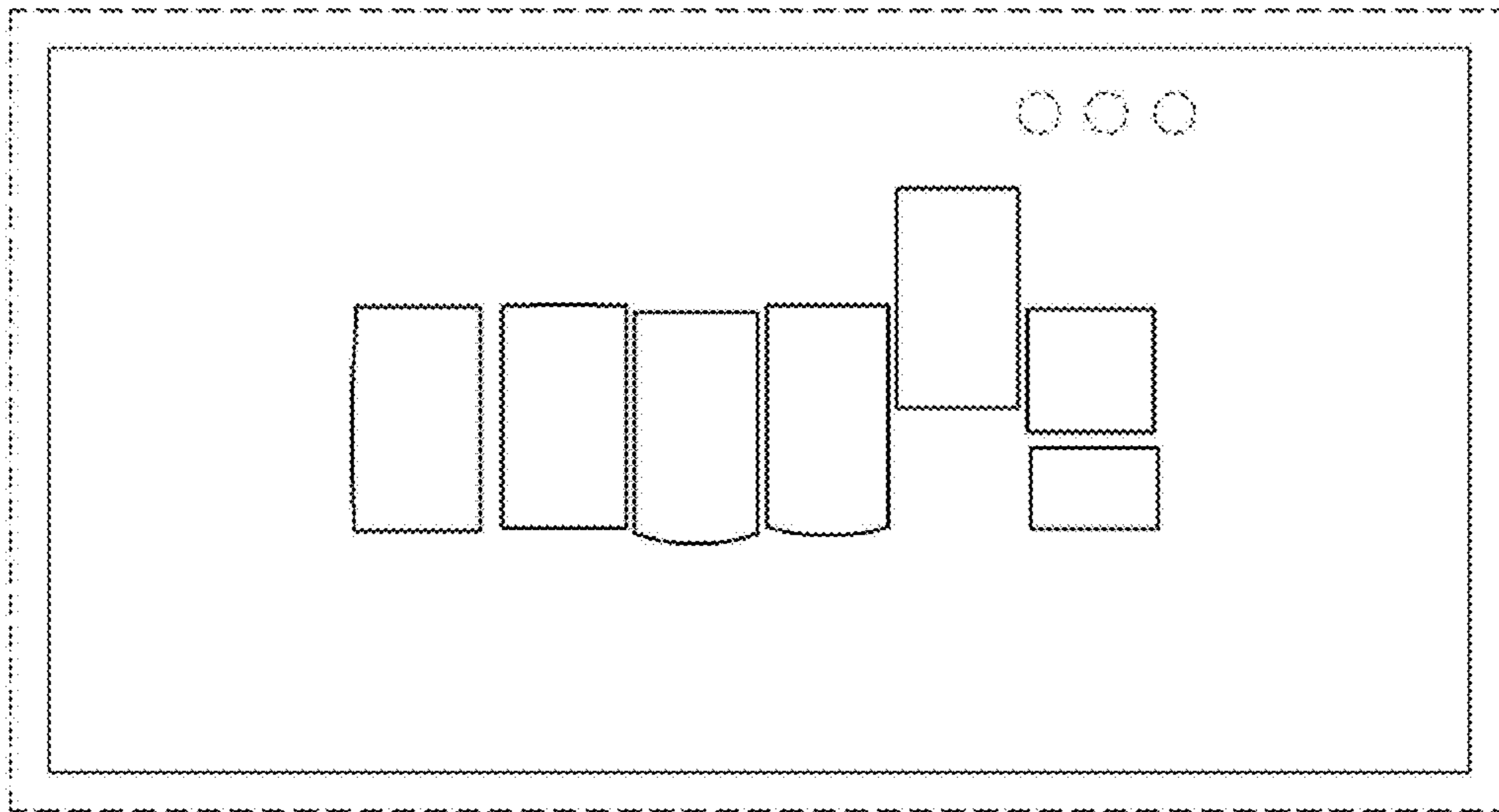


FIG. 8

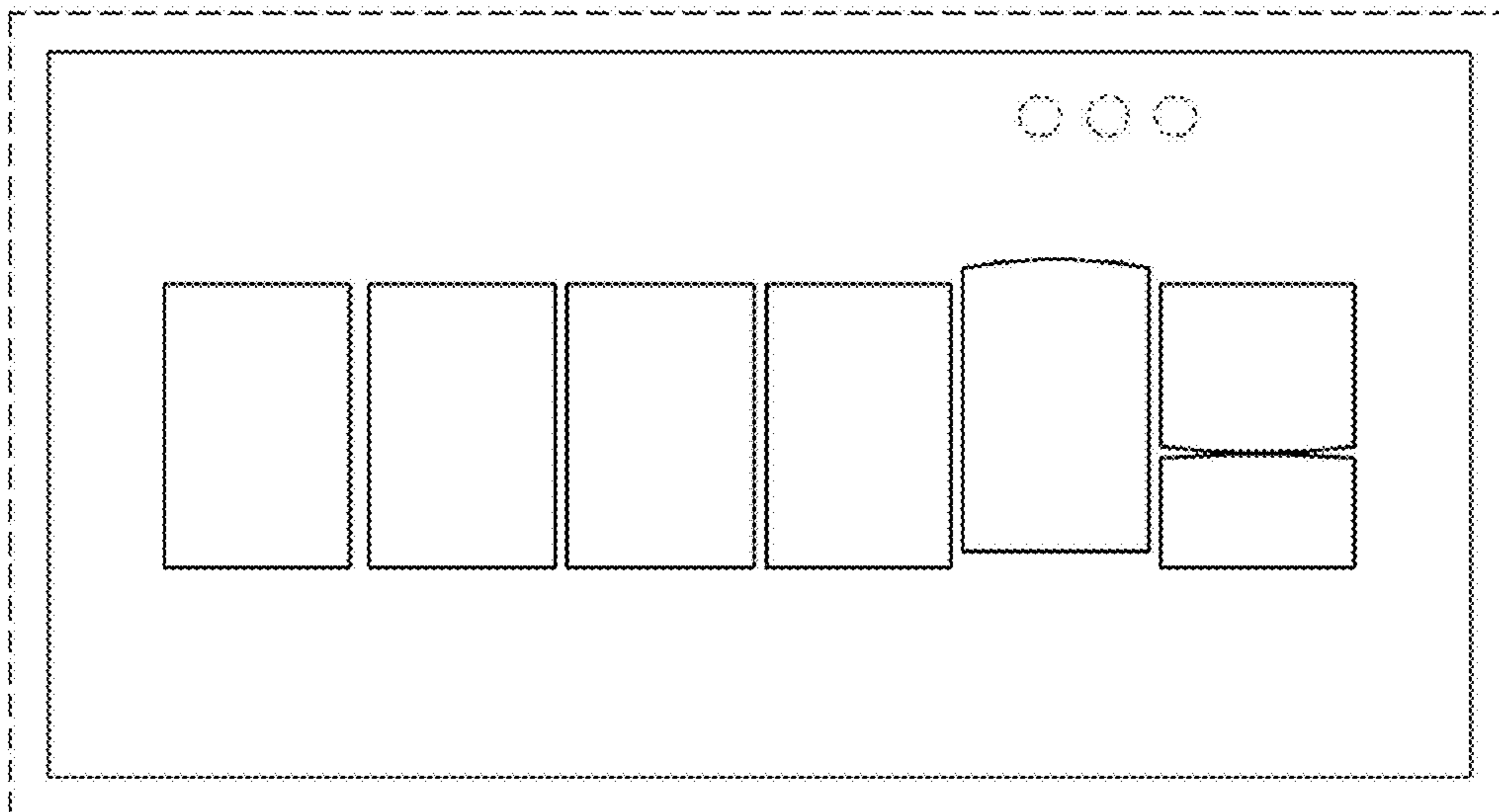


FIG. 9

