



US00D748085S

(12) **United States Design Patent**
Merenda

(10) **Patent No.:** **US D748,085 S**
(45) **Date of Patent:** **** Jan. 26, 2016**

(54) **PROTECTIVE COVER**

(71) Applicant: **HYBRID SKILLZ INC.**, New York, NY (US)

(72) Inventor: **John T. Merenda**, New York, NY (US)

(73) Assignee: **HYBRID SKILLZ INC.**, New York, NY (US)

(**) Term: **14 Years**

(21) Appl. No.: **29/481,255**

(22) Filed: **Feb. 3, 2014**

Related U.S. Application Data

(63) Continuation-in-part of application No. 29/430,245, filed on Aug. 23, 2012, now Pat. No. Des. 698,772, which is a continuation-in-part of application No. 29/417,184, filed on Mar. 30, 2012, now Pat. No. Des.

(Continued)

(51) **LOC (10) Cl.** **14-03**

(52) **U.S. Cl.**
USPC **D14/250**

(58) **Field of Classification Search**

USPC D14/250–253, 440, 203.3–203.7, 217, D14/496, 248, 238.1, 240, 447, 230, 247, D14/341, 345, 346, 439; D3/201, 218, 269, D3/301, 273, 303; D13/103, 107–108; 220/4.02; 248/309.1; 361/679.56; 379/426, 433.11, 455; 455/575.1, 455/575.8; 190/100; 206/305, 320
CPC A45C 2011/002; A45C 11/00; A45C 13/002; A45C 2011/003; H04M 1/0283; H04M 1/0202; H04B 1/3888; H04B 1/185

See application file for complete search history.

(56) **References Cited**

U.S. PATENT DOCUMENTS

4,584,718 A 4/1986 Fuller
D301,034 S 5/1989 Fujita et al.

(Continued)

OTHER PUBLICATIONS

Ipod® Player Case with Retractable Stereo, <URL:http://www.amazon.com/ipd%ae-player-retractable-stereo-hadphones/dp/b000bt27mo>.

(Continued)

Primary Examiner — Carla Jobe Wright

Assistant Examiner — Holly E Thurman

(74) *Attorney, Agent, or Firm* — Im IP Law PLLC; C. Andrew Im

(57) **CLAIM**

The ornamental design for a protective cover, as shown and described.

DESCRIPTION

FIG. 1 is a rear perspective view of a protective cover showing my new design;

FIG. 2 is a front elevation view thereof;

FIG. 3 is a rear elevation view thereof;

FIG. 4 is a left side view thereof;

FIG. 5 is a right side view thereof;

FIG. 6 is a top plan view thereof;

FIG. 7 is a bottom plan view thereof;

FIG. 8 is a rear perspective view of a protective cover, showing the second embodiment of my new design;

FIG. 9 is a front elevation view thereof;

FIG. 10 is a rear elevation view thereof;

FIG. 11 is a left side view thereof;

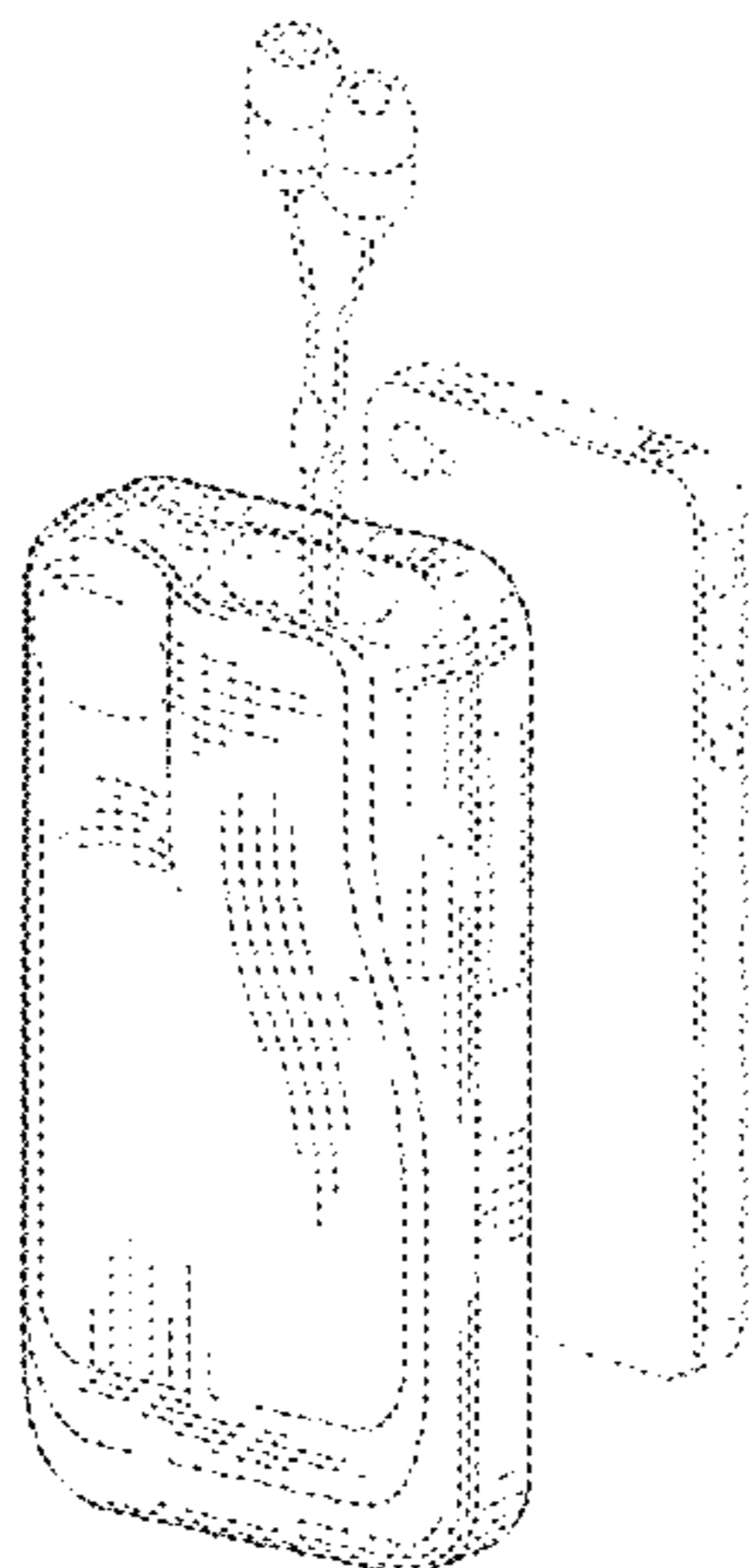
FIG. 12 is a right side view thereof;

FIG. 13 is a top plan view thereof; and,

FIG. 14 is a bottom plan view thereof.

In FIGS. 2 and 9, the solid perimeter line represents a boundary of the claim wherein all surfaces and features within this boundary form no part of the claimed design. The broken lines immediately adjacent the shaded surfaces represent boundaries of the claimed design. All other broken lines depict unclaimed environment. The broken lines form no part of the claimed design.

1 Claim, 6 Drawing Sheets



Related U.S. Application Data

667,823, which is a continuation-in-part of application No. 29/455,255, filed on May 17, 2013, which is a continuation-in-part of application No. 29/430,245, filed on Aug. 23, 2012, which is a continuation-in-part of application No. 29/417,184, filed on Mar. 30, 2012.

(56)

References Cited

U.S. PATENT DOCUMENTS

4,942,617	A	7/1990	Boylan	
5,422,957	A	6/1995	Cummins	
D397,246	S	8/1998	Hoofnagle et al.	
D414,178	S	9/1999	Loubert et al.	
D427,170	S	6/2000	Edwards et al.	
D434,739	S	12/2000	Hanna et al.	
6,301,487	B1	10/2001	Nakamura	
6,542,757	B2	4/2003	Bae	
6,633,770	B1	10/2003	Gitzinger et al.	
6,712,304	B1 *	3/2004	Taylor	H04M 1/05 242/379
6,731,956	B2	5/2004	Hanna et al.	
D510,722	S	10/2005	Kosiba et al.	
7,032,728	B2	4/2006	Harcourt	
7,086,512	B2	8/2006	Shack et al.	
7,180,735	B2	2/2007	Thomas et al.	
D543,197	S	5/2007	Loughnane	
D551,846	S	10/2007	Ko et al.	
D559,826	S	1/2008	Lee	
D560,911	S	2/2008	Hackbart et al.	
D574,819	S	8/2008	Andre et al.	
D603,603	S	11/2009	Laine et al.	
7,648,027	B2	1/2010	Lin et al.	
D609,900	S	2/2010	Behar et al.	
D611,251	S	3/2010	Charlwood	
D619,130	S	7/2010	Fellig	
D622,692	S *	8/2010	McWilliam	D14/138 G
D622,716	S	8/2010	Andre et al.	
D623,180	S	9/2010	Diebel	
D624,114	S *	9/2010	Ausems	D18/4.6
7,822,448	B2	10/2010	Lin et al.	
D635,131	S	3/2011	Roman	
D639,052	S	6/2011	Fathollahi	
D654,068	S	2/2012	Monaco et al.	
D654,483	S	2/2012	Richardson et al.	

D654,931	S	2/2012	Lemelman et al.	
D667,823	S *	9/2012	Merenda	D14/250
D698,772	S *	2/2014	Merenda	D14/250
D707,669	S *	6/2014	Guzman	D14/250
D717,287	S *	11/2014	Macrina	D14/250
8,891,800	B1 *	11/2014	Shaffer	H04R 1/1025 379/437
D719,950	S *	12/2014	Smith	D14/250
D723,532	S *	3/2015	Stevinson	D14/250
D723,533	S *	3/2015	Stevinson	D14/250
D727,305	S *	4/2015	Fisher	D14/250
D732,011	S *	6/2015	Stevinson	D14/250
D733,112	S *	6/2015	Chaney	D14/250
2003/0096640	A1	5/2003	Bae	
2003/0157973	A1	8/2003	Yang	
2003/0224839	A1	12/2003	Takahashi et al.	
2004/0204165	A1	10/2004	Huang	
2005/0220316	A1	10/2005	Hsiang	
2005/0255898	A1	11/2005	Huang	
2006/0058081	A1	3/2006	Reichenbach	
2007/0165371	A1	7/2007	Brandenburg	
2010/0279743	A1	11/2010	Sim	
2011/0170732	A1	7/2011	Parker et al.	
2011/0233078	A1	9/2011	Monaco et al.	
2013/0237290	A1 *	9/2013	Simmons, Jr.	H04B 1/3888 455/569.1
2013/0265702	A1 *	10/2013	Merenda	B65H 75/48 361/679.01
2014/0079237	A1 *	3/2014	Cataldo	H04R 1/1016 381/74

OTHER PUBLICATIONS

EarGears Phone Case with Built-in Retractable Headphones, shipping for iPhone 4 platform beginning Apr., 2012, <URL:<http://www.ear-gears.com/>>.

Sangean DT-220A AM/FM Stereo Pocket Size Radio with Self-Storage Headphones, earliest customer review on Feb. 21, 2004 <URL: <http://www.amazon.com/sangean-dt-220a-stereo-self-storage-headphones/b00008aybf>>.

Azeca Clip-On Bluetooth Headset with retractable earbud, posted on Mar. 15, 2012, <URL: <http://thegeekchurch.com/wp-content/uploads/2012/03/azeca-retractable.png>>.

www.quirky.com/ideations/165787, Automatic Wire Retractor Phone Case, Mar. 29, 2012, 1 page.

* cited by examiner

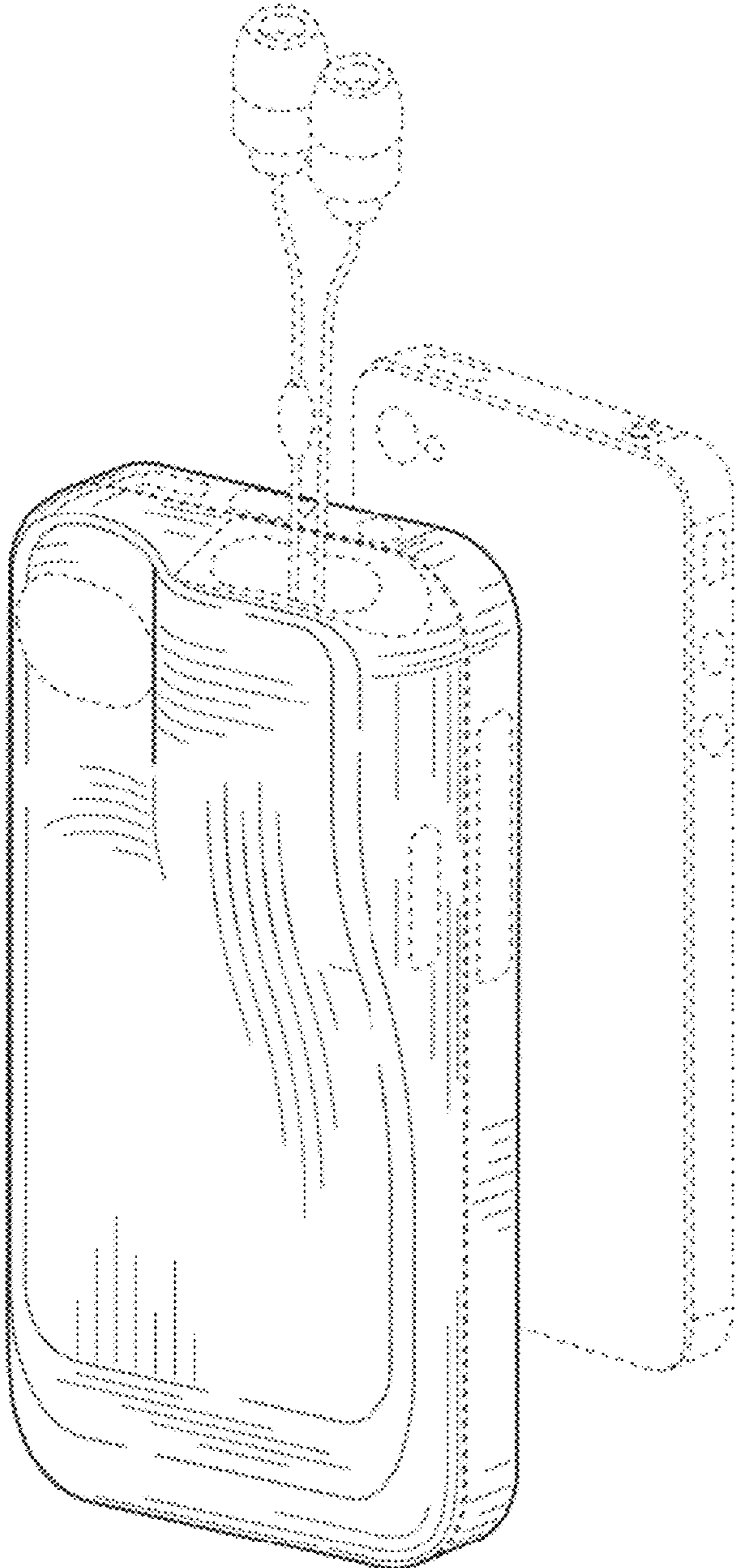


FIG. 1




FIG. 2

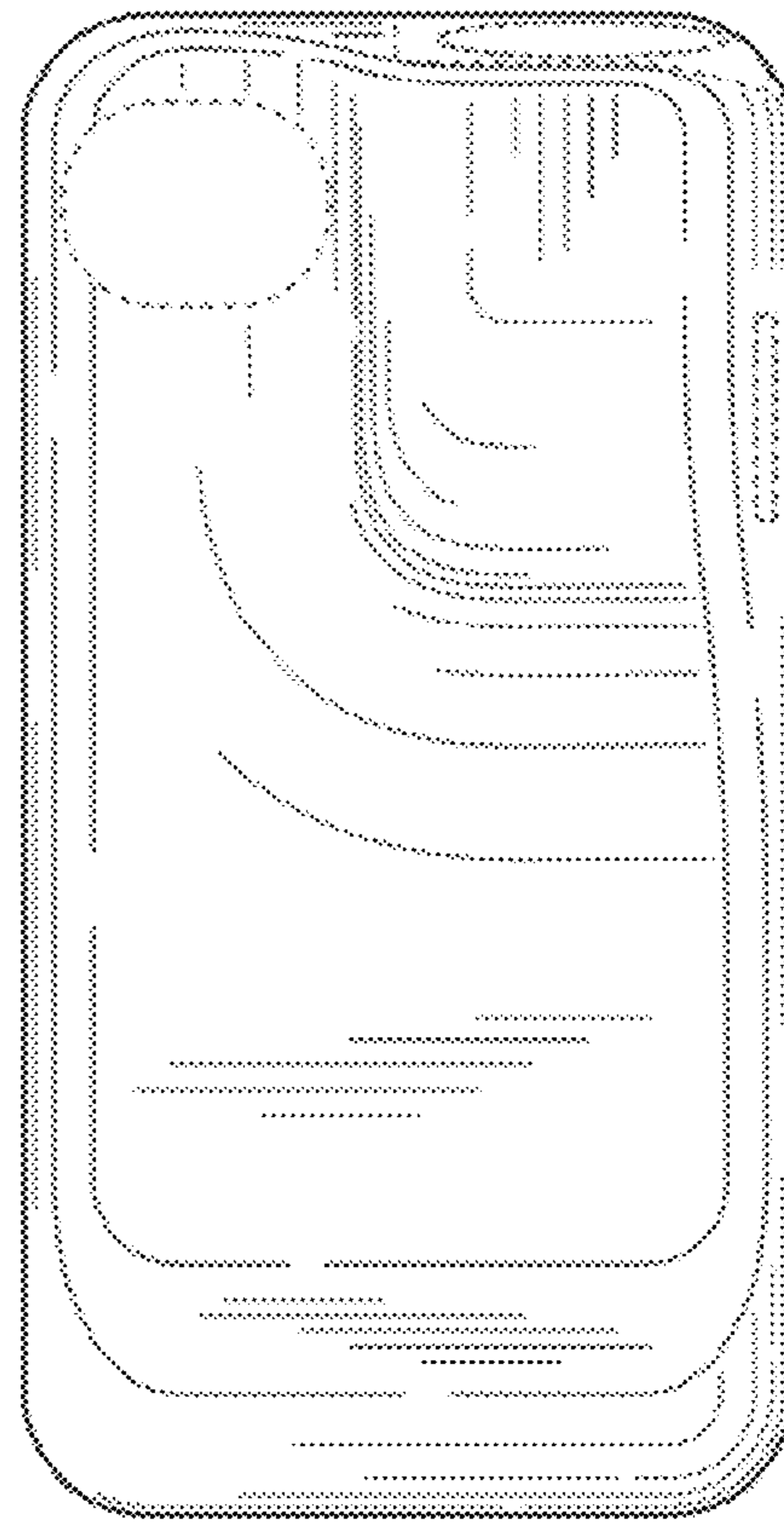


FIG. 3

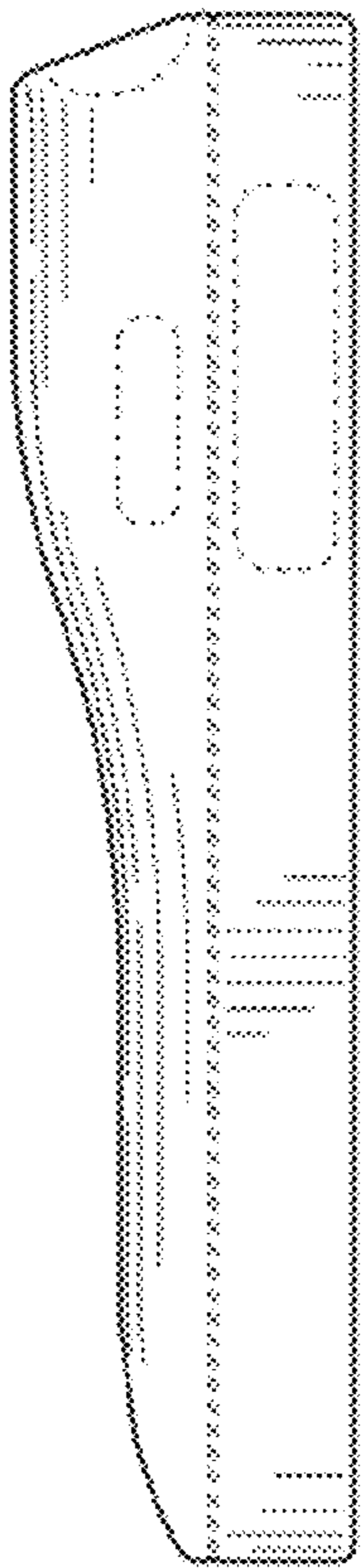


FIG. 4

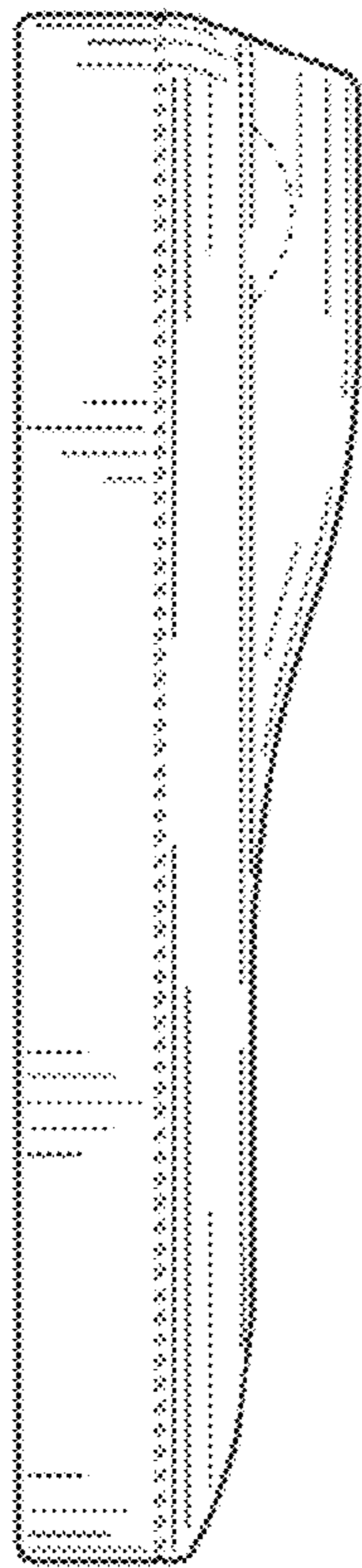


FIG. 5

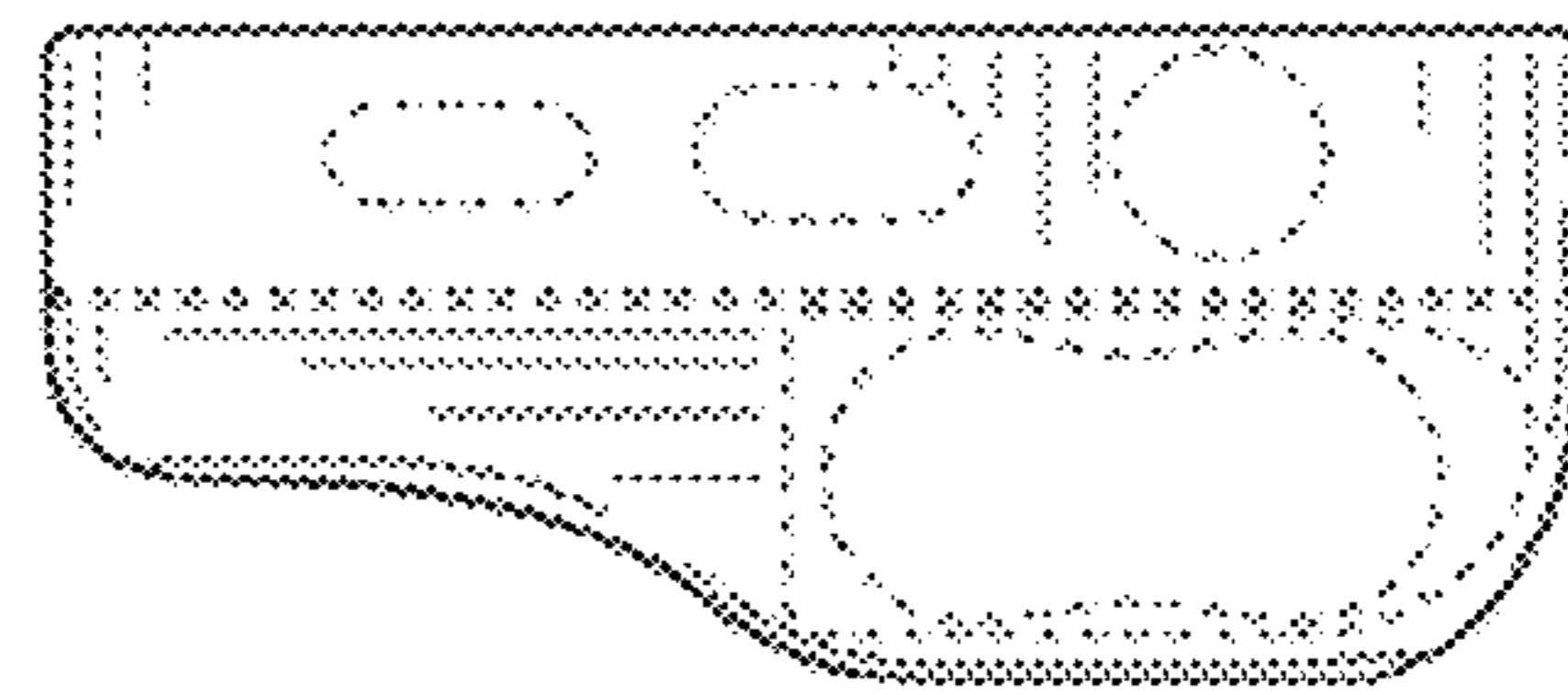


FIG. 6

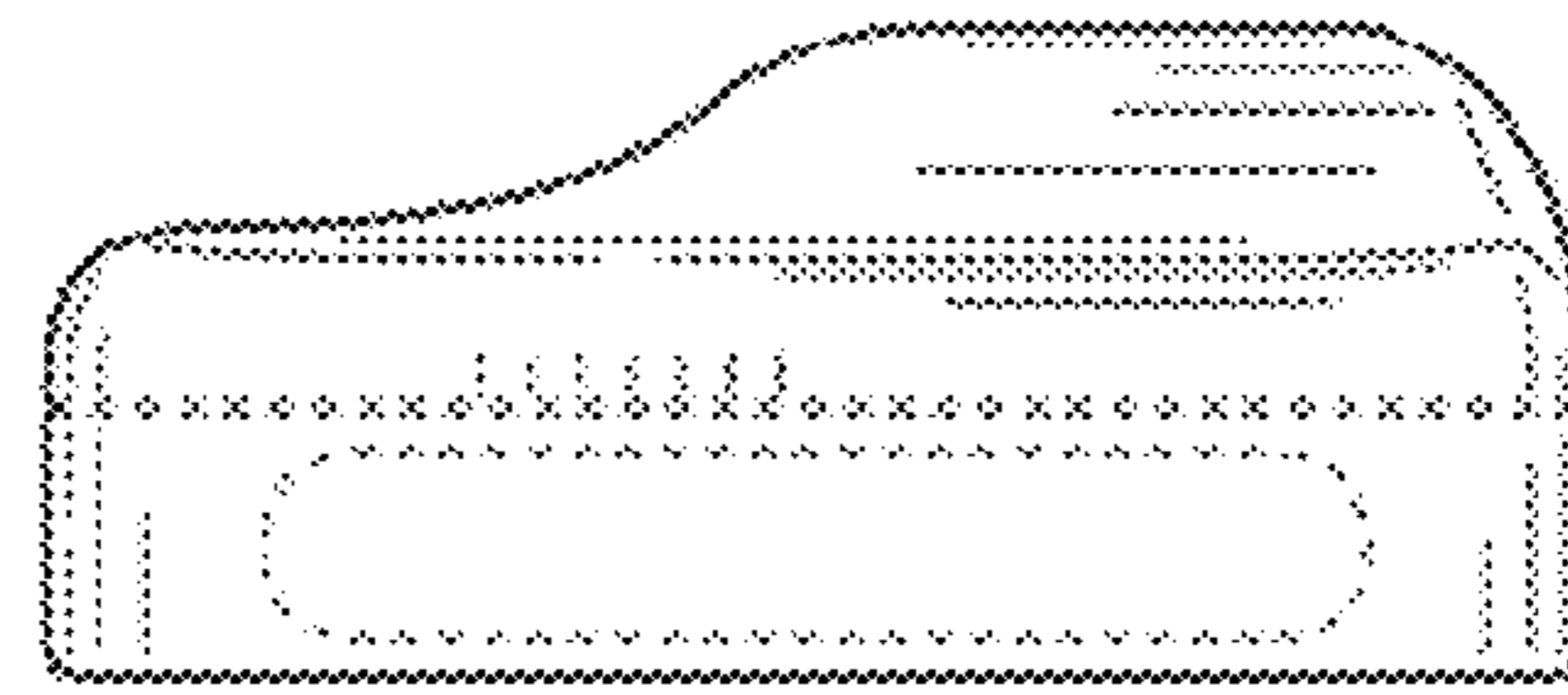


FIG. 7

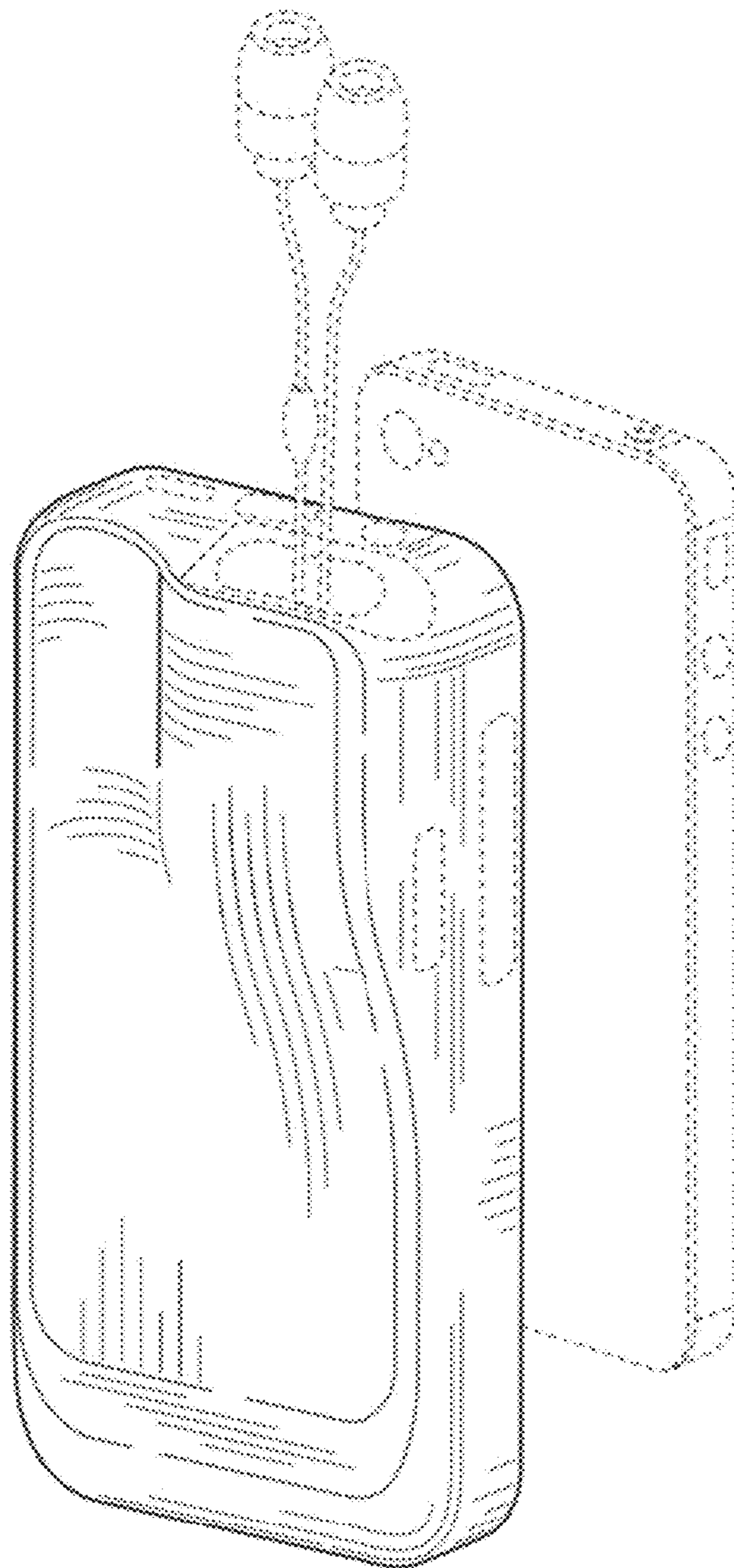


FIG. 8




FIG. 9

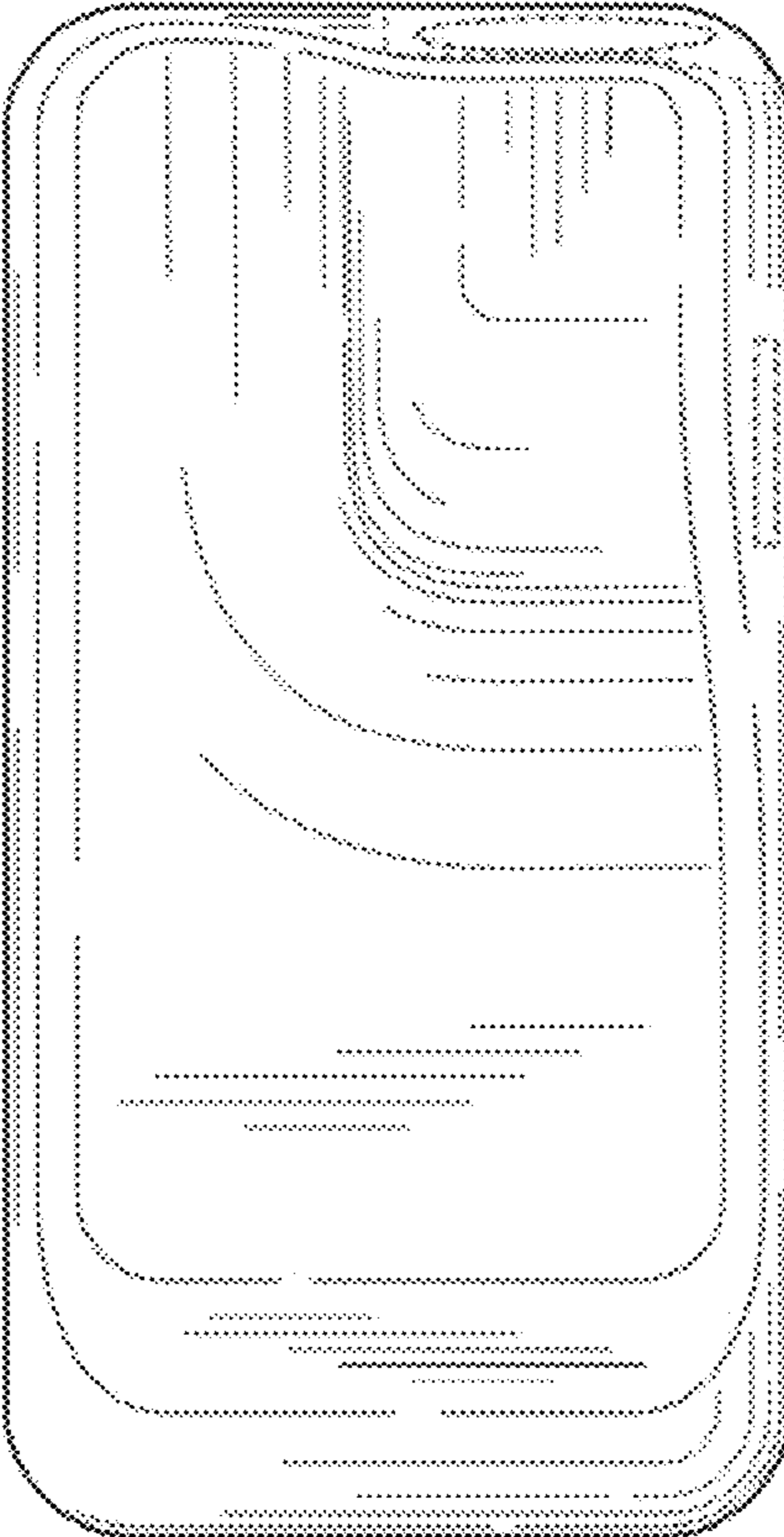


FIG. 10




FIG. 11

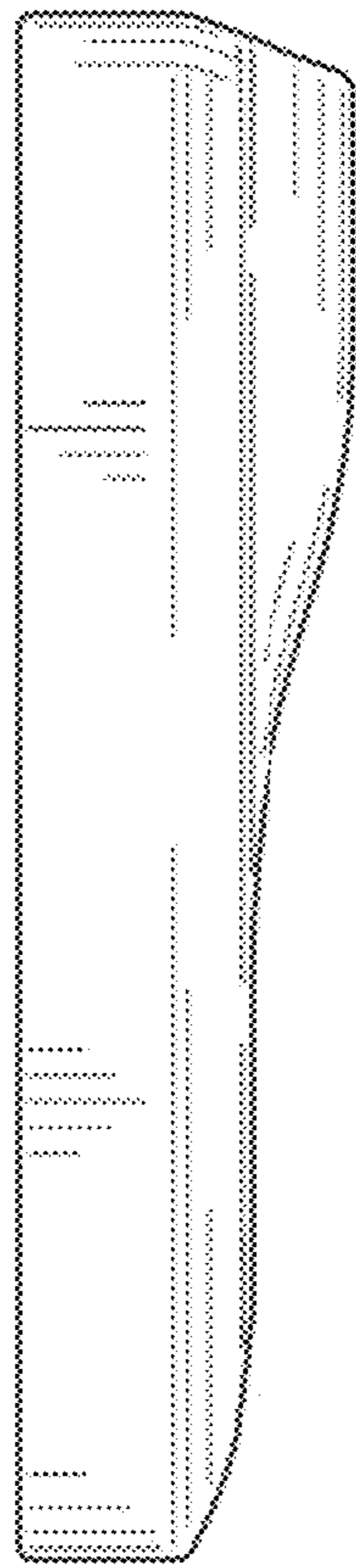


FIG. 12




FIG. 13

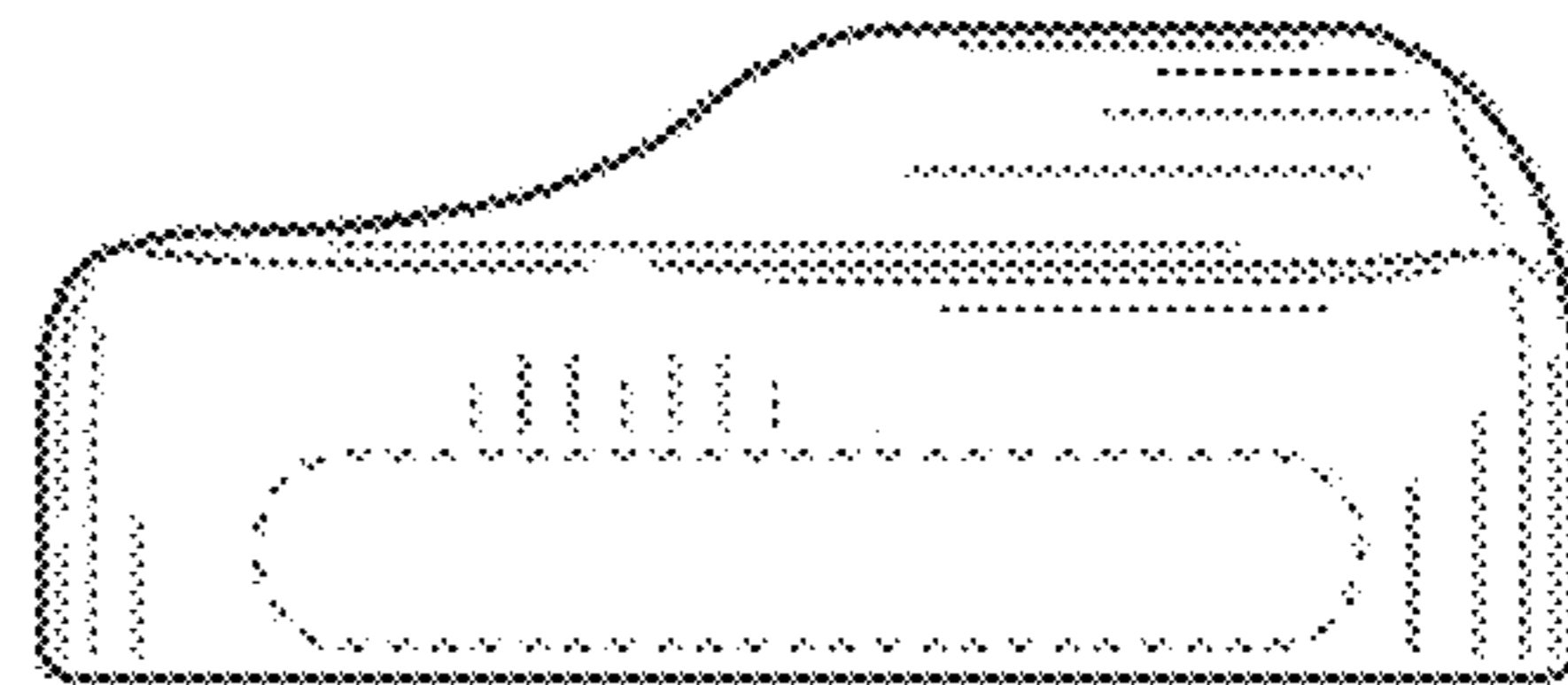


FIG. 14