



US00D748077S

(12) **United States Design Patent**
Ito

(10) **Patent No.:** **US D748,077 S**
(45) **Date of Patent:** **** Jan. 26, 2016**

(54) **PART OF A DIGITAL MIXER**

(71) Applicant: **YAMAHA CORPORATION**,
Hamamatsu-shi, Shizuoka (JP)
(72) Inventor: **Masafumi Ito**, Hamamatsu (JP)
(73) Assignee: **YAMAHA CORPORATION**, Shizuoka
(JP)

(**) Term: **14 Years**

(21) Appl. No.: **29/507,698**

(22) Filed: **Oct. 30, 2014**

(51) **LOC (10) Cl.** **14-03**

(52) **U.S. Cl.**
USPC **D14/217**

(58) **Field of Classification Search**
USPC D14/217, 257, 258, 434, 496, 162, 167,
D14/175, 188, 196-198
CPC G06F 1/1626; G06F 1/1688; G10H 1/46;
G10H 1/0008; G10H 1/0025; G10H 3/186;
G10H 2210/125; G10H 2240/131; G10H
2240/175; G10H 2250/035; G10L 19/008;
G10L 19/167; H03G 3/00; H03G 3/04;
H03G 3/3005; H03G 3/3089; H03G 5/00;
H03G 5/005; H03G 5/025; H03G 9/18;
G11B 19/02; G11B 20/10527; G11B 27/00;
G11B 27/34; G11B 27/031; G11B 27/034;
G11B 27/038; G11B 27/105; G11B 33/025;
H04H 3/186; H04H 60/04; H04H 60/05;
H04H 90/91; H04R 3/00; H04R 3/005;
H04R 5/04; H04R 2205/021; H04R 2499/11

See application file for complete search history.

(56) **References Cited**

U.S. PATENT DOCUMENTS

D449,292 S * 10/2001 Miyazaki D14/217
D463,401 S * 9/2002 Miyazaki D14/217
D518,086 S * 3/2006 Ito D17/99
D669,865 S * 10/2012 Gilbert D10/49
D716,416 S * 10/2014 Brown D23/245

FOREIGN PATENT DOCUMENTS

JP 5167934 B2 1/2013

* cited by examiner

Primary Examiner — Daniel Bui

Assistant Examiner — Khawaja Anwar

(74) *Attorney, Agent, or Firm* — Sughrue Mion, PLLC

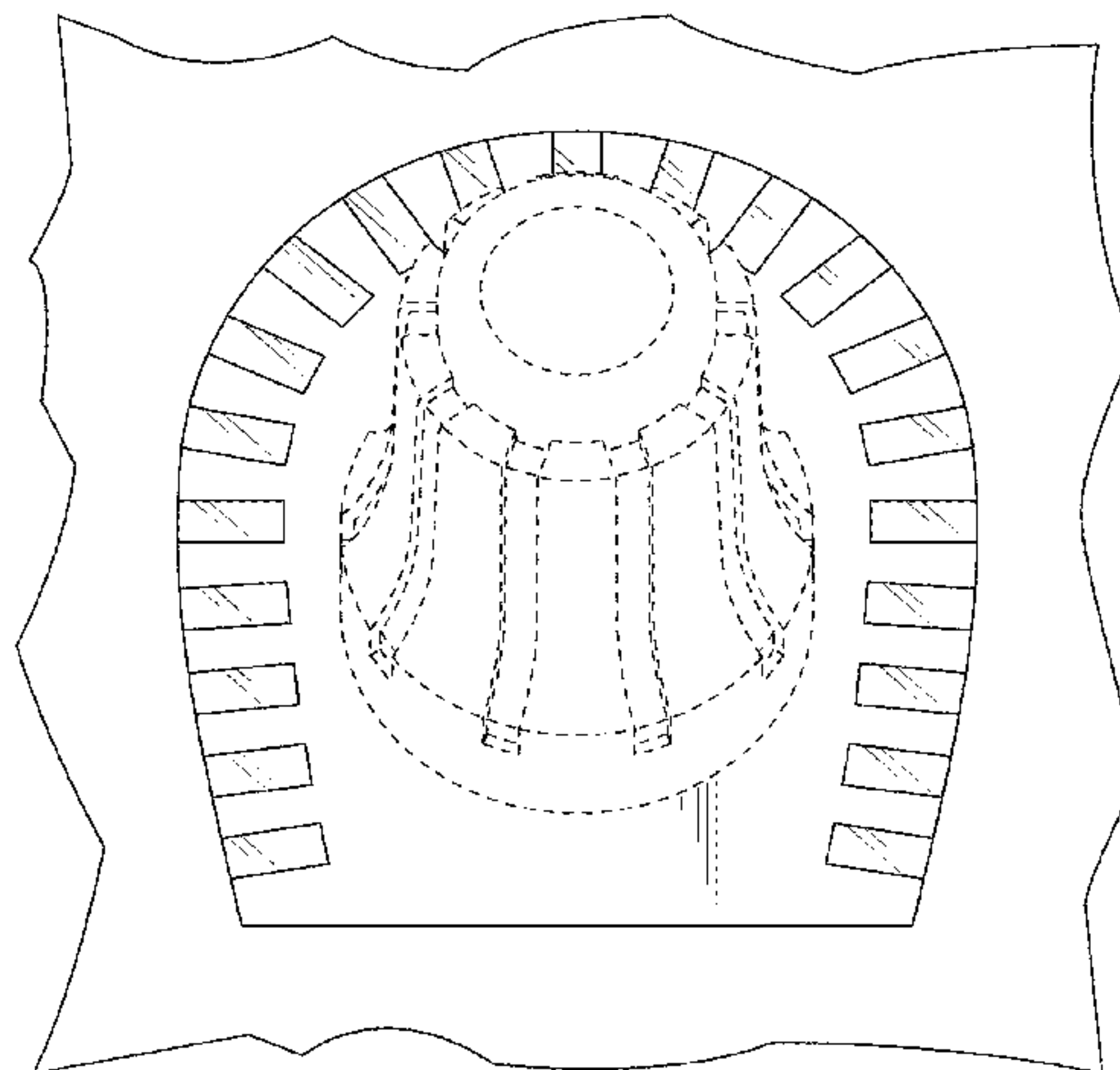
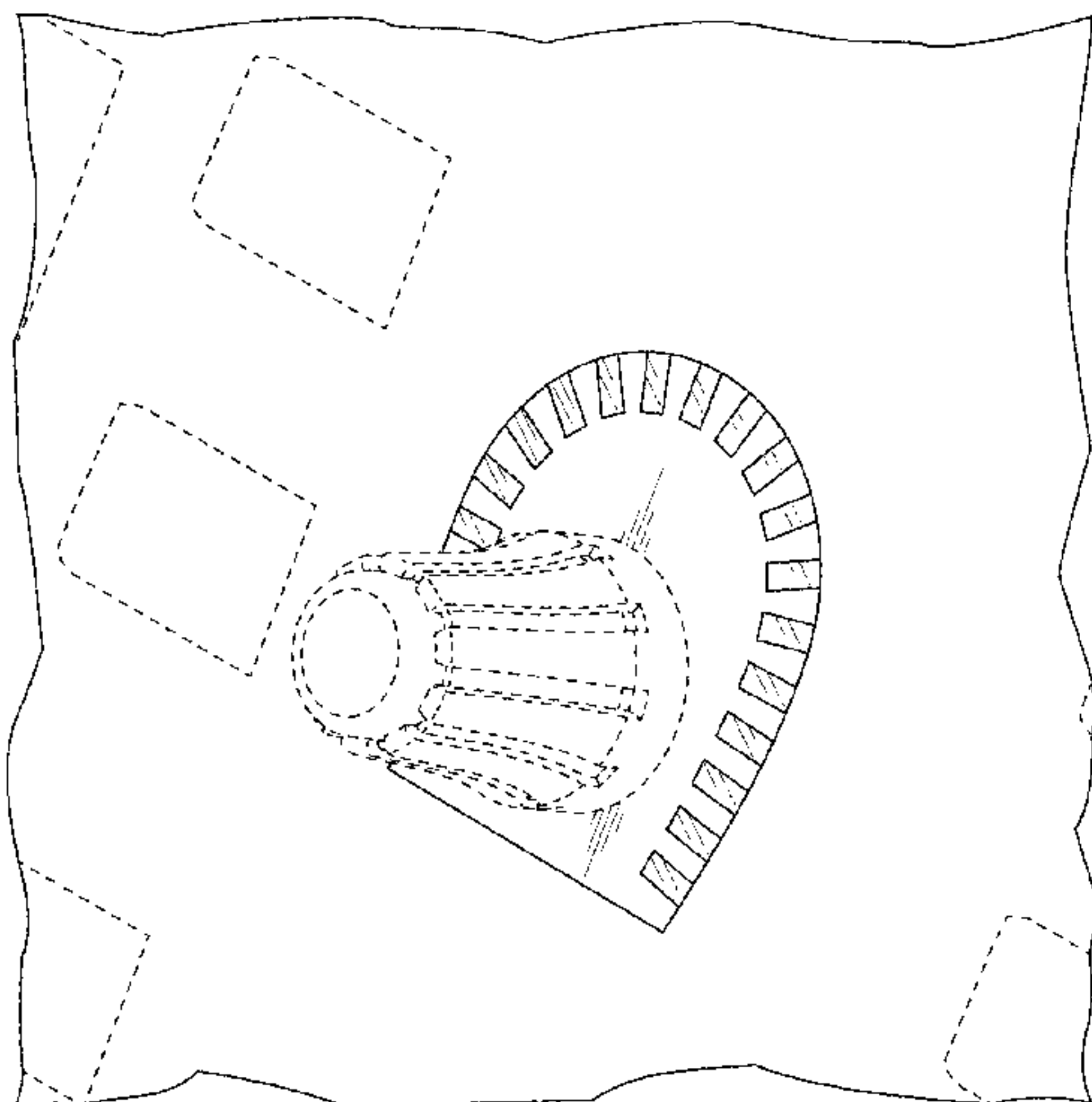
(57) **CLAIM**

The ornamental design for a part of a digital mixer, as shown and described.

DESCRIPTION

FIG. 1 is a perspective view of the front, top and right side of a part of a digital mixer showing my new design; FIG. 2 is a front view thereof; FIG. 3 is an enlarged view at 3-3 lines in FIG. 1; and, FIG. 4 is an enlarged view at 4-4 lines in FIG. 2. The broken lines shown are included for the purpose of illustrating the environment of the design only and form no part of the claimed design.

1 Claim, 4 Drawing Sheets



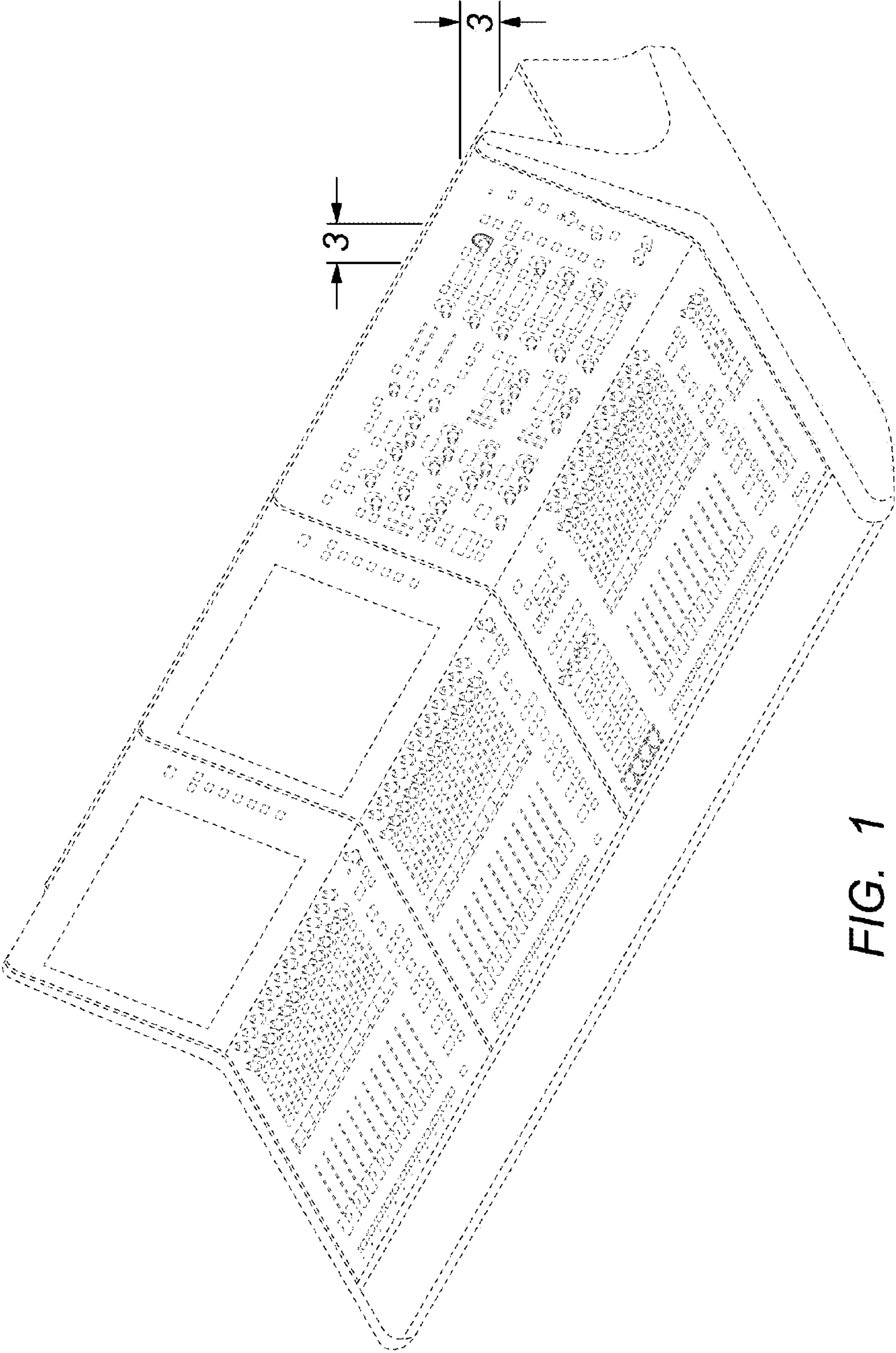


FIG. 1

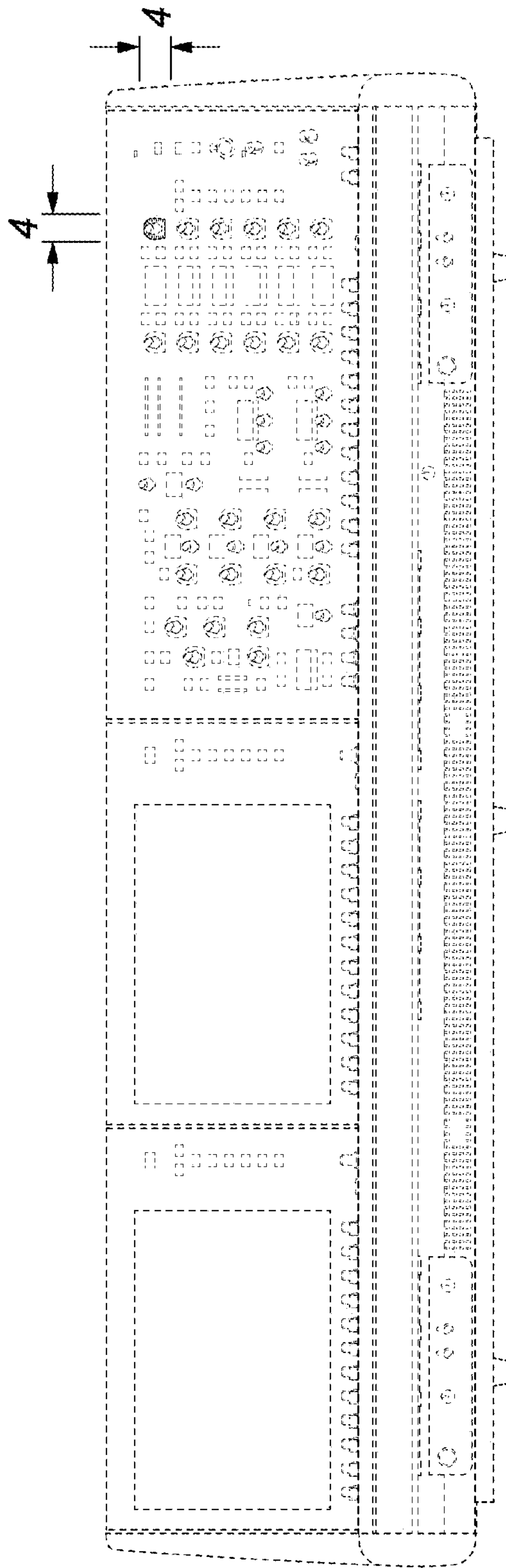


FIG. 2

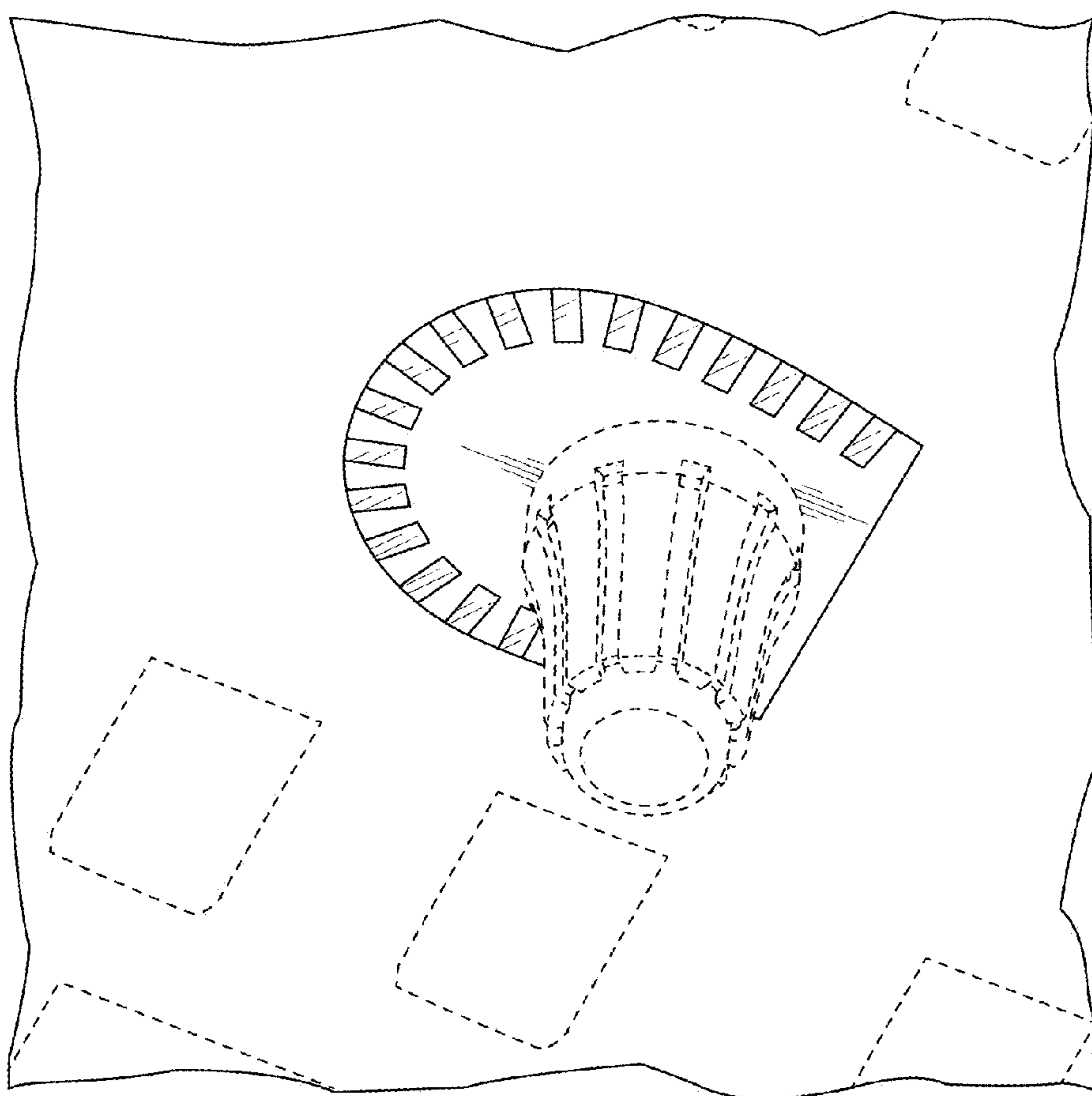


FIG. 3

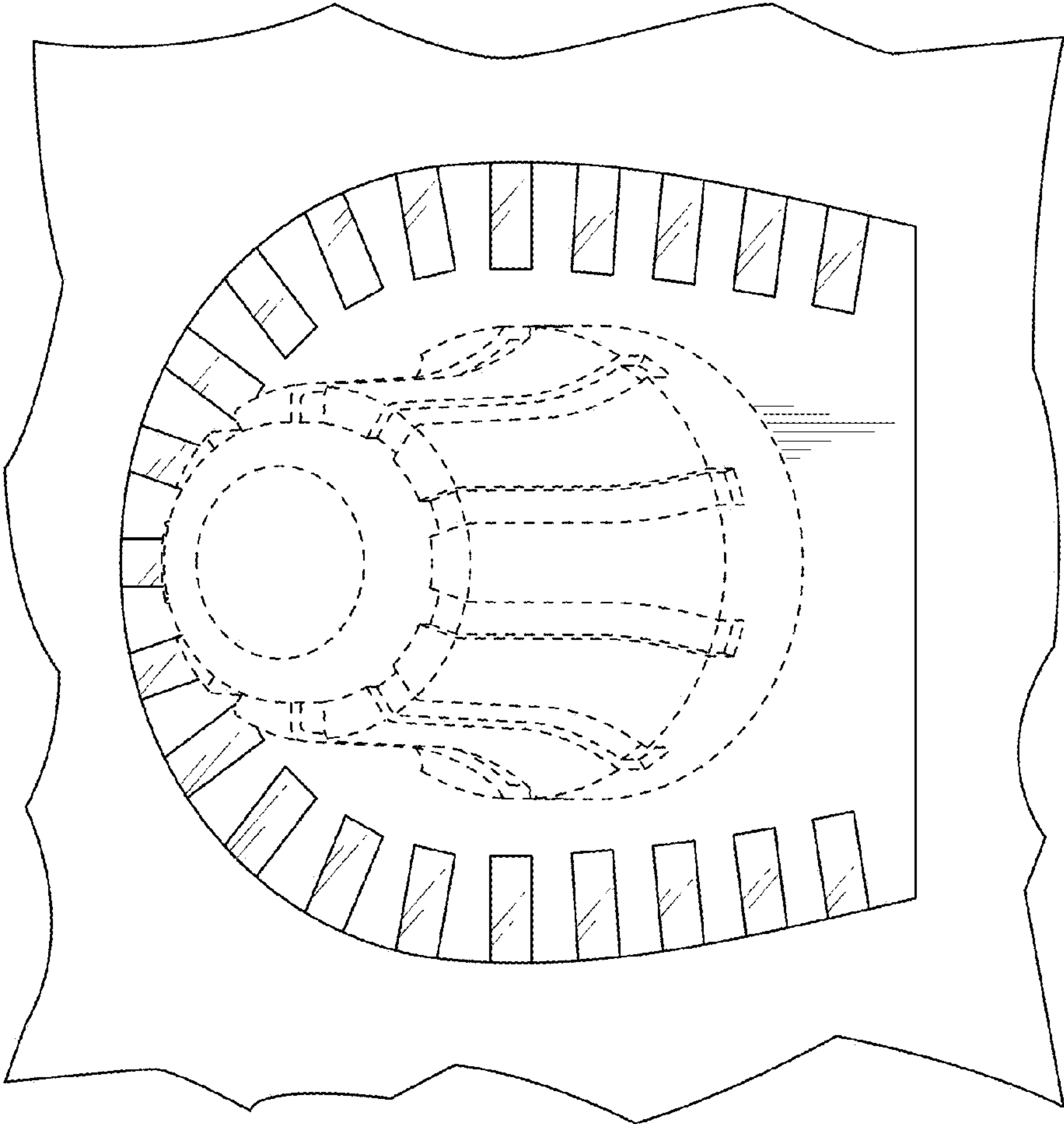


FIG. 4