



US00D748025S

(12) **United States Design Patent**  
**Yoshimine**

(10) **Patent No.:** **US D748,025 S**  
(45) **Date of Patent:** **\*\* Jan. 26, 2016**

(54) **AUTOMOBILE**

(71) Applicant: **mitsubishi JIDOSHA KOGYO**  
**KABUSHIKI KAISHA**, Tokyo (JP)

(72) Inventor: **Norihiko Yoshimine**, Nagoya (JP)

(73) Assignee: **mitsubishi JIDOSHA KOGYO**  
**KABUSHIKI KAISHA**, Tokyo (JP)

(\*\*) Term: **14 Years**

(21) Appl. No.: **29/487,231**

(22) Filed: **Apr. 7, 2014**

(30) **Foreign Application Priority Data**

Oct. 8, 2013 (JP) ..... 2013-023533

(51) **LOC (10) Cl.** ..... **12-08**

(52) **U.S. Cl.**  
USPC ..... **D12/190**

(58) **Field of Classification Search**  
USPC ..... D12/86, 90, 91, 92, 110, 114, 163, 169,  
D12/171, 190, 192, 197, 199, 400;  
D11/211, 81, 157, 133, 172; 40/413,  
40/519, 592; 180/68.4, 68.6; 293/102,  
293/112, 115; 428/31  
CPC ..... B60R 19/52; B60R 2019/505; B60R  
2019/527; B60R 2019/1886  
See application file for complete search history.

(56) **References Cited**

**U.S. PATENT DOCUMENTS**

D160,465 S \* 10/1950 Bannister ..... D12/190  
D179,789 S \* 2/1957 Wagner ..... D12/190  
D189,448 S \* 12/1960 Loewy ..... D12/190

D584,996 S 1/2009 Jamieson et al.  
D637,127 S \* 5/2011 Faghihzadeh ..... D12/190  
D646,611 S \* 10/2011 Schell et al. .... D12/190  
D660,753 S \* 5/2012 Faghihzadeh ..... D12/190  
D660,754 S \* 5/2012 Nakamuta et al. .... D12/190  
D669,406 S \* 10/2012 Tomatsu ..... D12/190  
D688,999 S \* 9/2013 Matsumoto et al. .... D12/190  
D692,358 S \* 10/2013 Nakamuta et al. .... D12/190  
D692,814 S \* 11/2013 Platto et al. .... D12/190  
D696,993 S \* 1/2014 Tomatsu ..... D12/190  
D714,197 S \* 9/2014 Matsumoto et al. .... D12/190

**FOREIGN PATENT DOCUMENTS**

JP D1328127 4/2008  
JP D1477380 8/2013

\* cited by examiner

*Primary Examiner* — Philip S Hyder

*Assistant Examiner* — Darlington Ly

(74) *Attorney, Agent, or Firm* — Birch, Stewart, Kolasch & Birch, LLP

(57) **CLAIM**

The ornamental design for an automobile, as shown and described.

**DESCRIPTION**

FIG. 1 is a front perspective view of the front, top and right side of an automobile showing my new design;

FIG. 2 is a right side view thereof;

FIG. 3 is a left side view thereof;

FIG. 4 is a front view thereof;

FIG. 5 is a rear view thereof; and,

FIG. 6 is a top plan view thereof.

The broken lines in the drawings illustrate portions of the automobile that form no part of the claimed design.

**1 Claim, 6 Drawing Sheets**

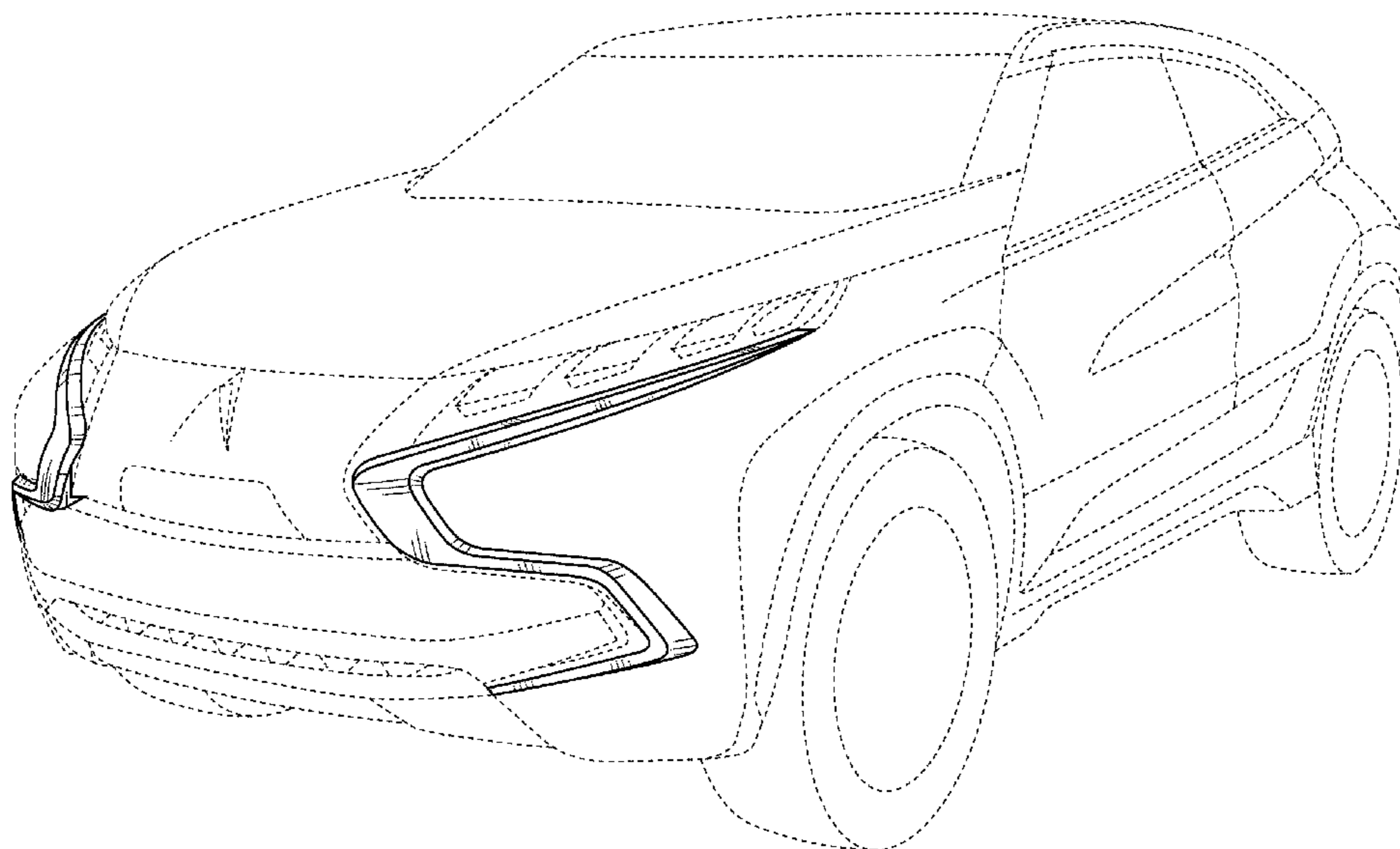


Fig. 1

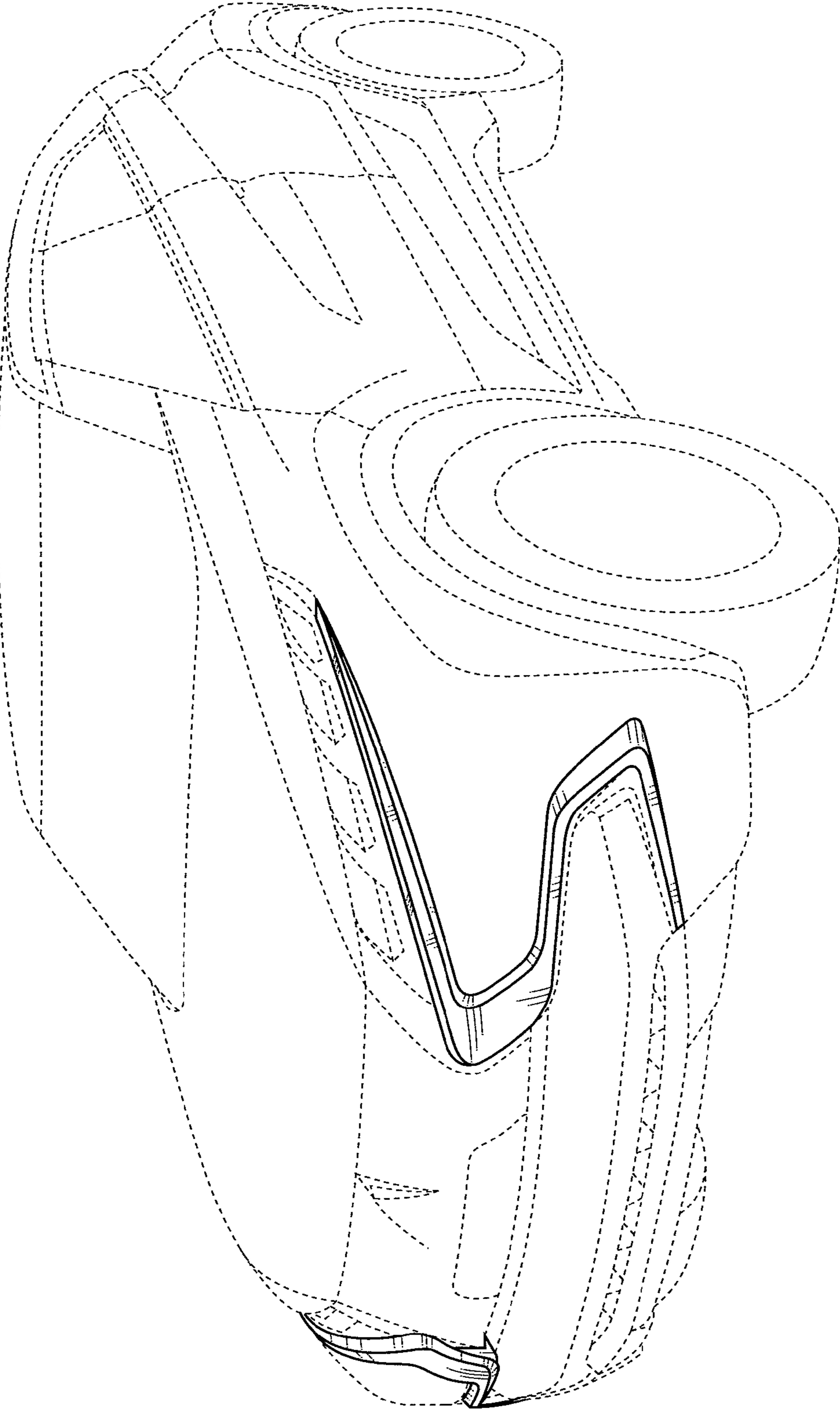


Fig. 2

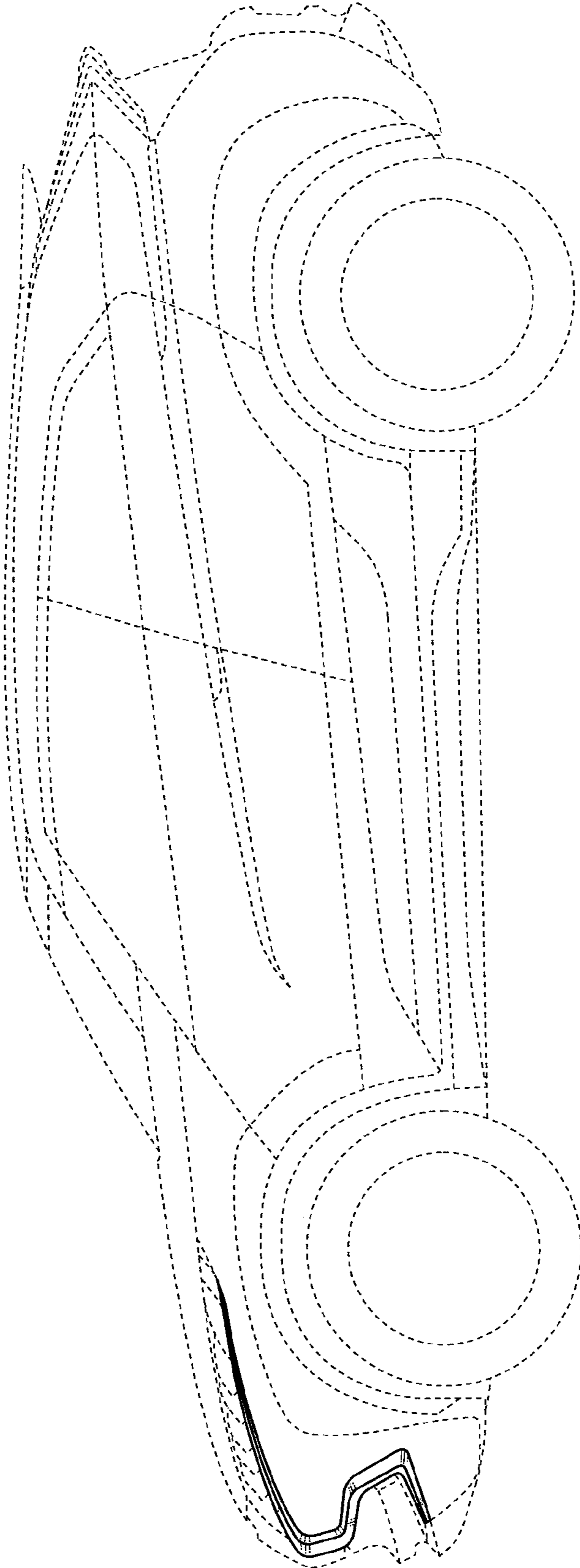


Fig. 3

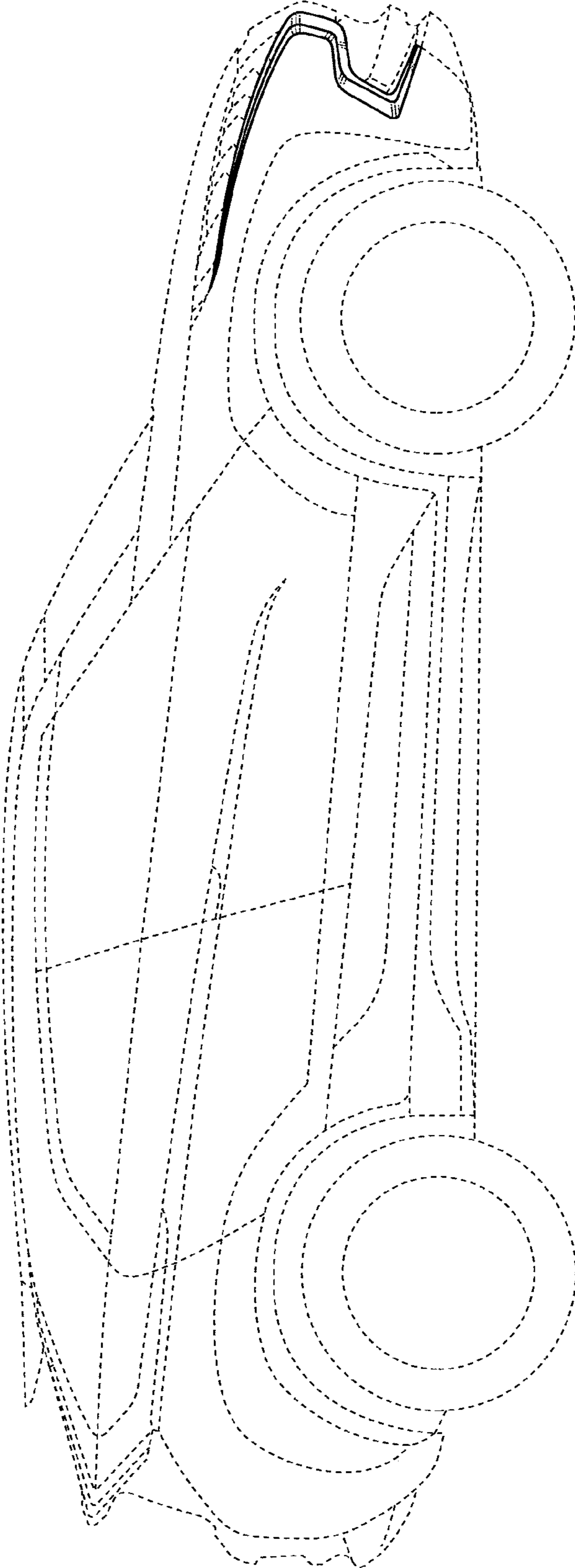


Fig. 4

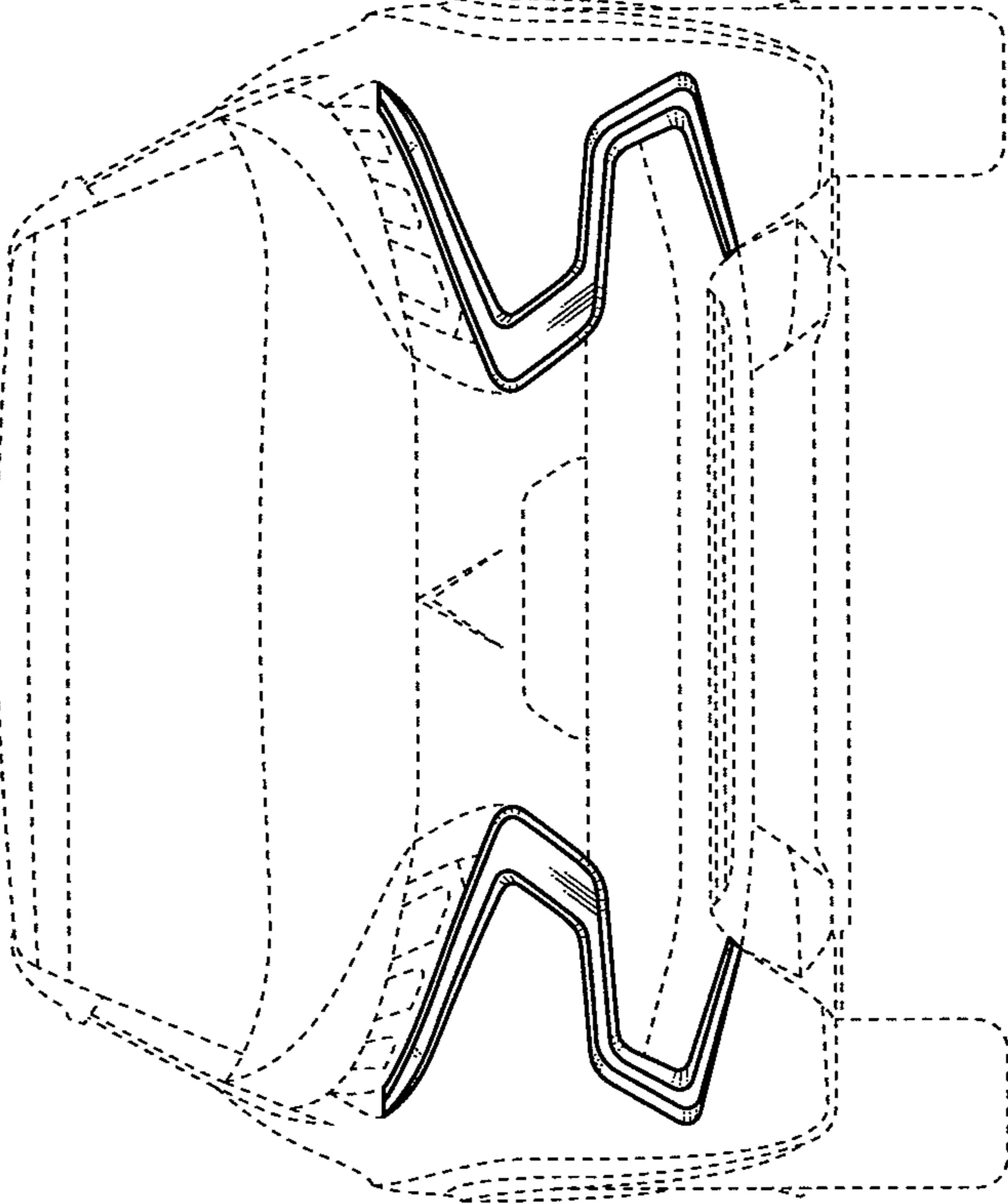




Fig. 5

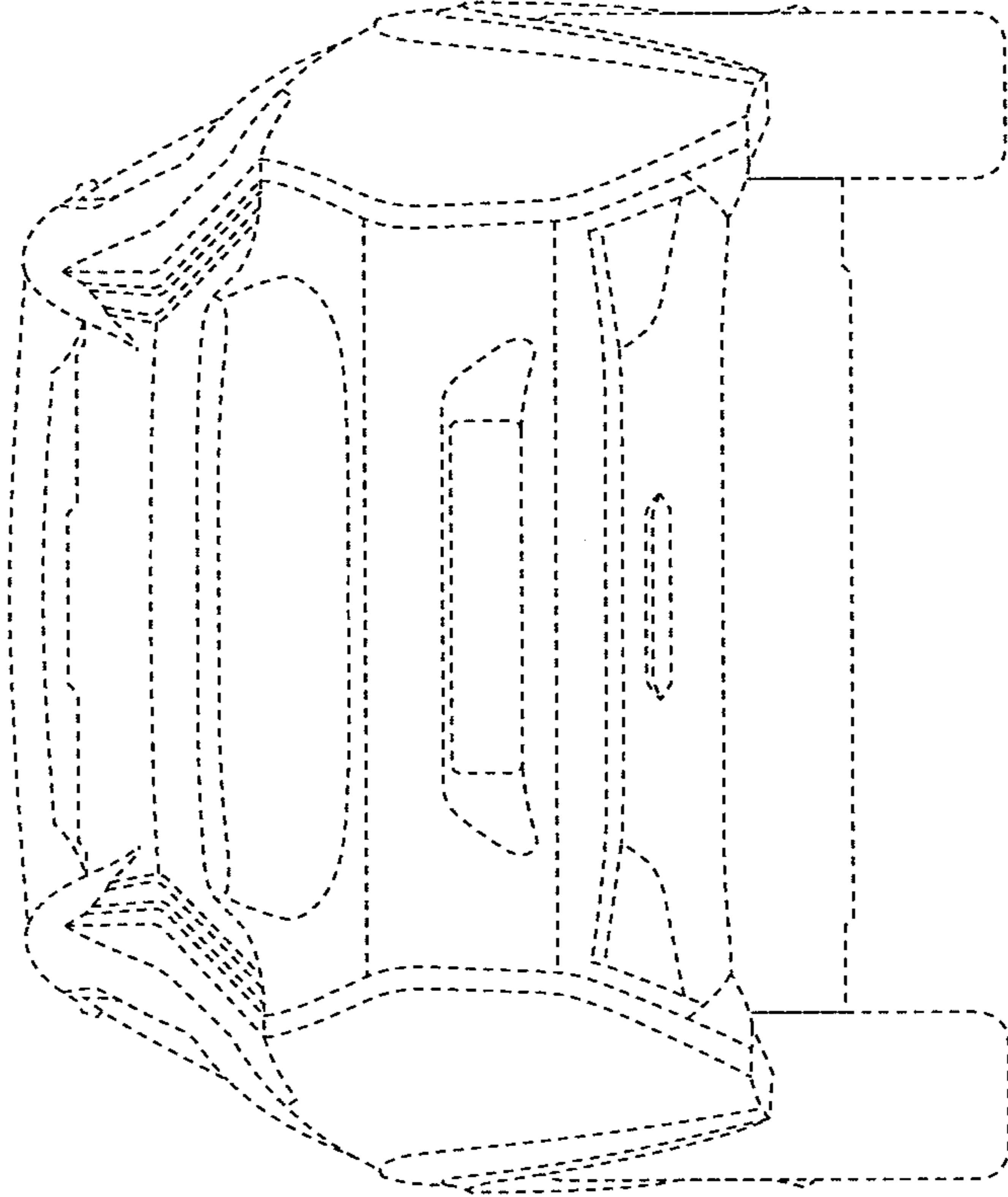


Fig. 6

