



US00D748023S

(12) **United States Design Patent**
Nissl

(10) **Patent No.:** **US D748,023 S**
(45) **Date of Patent:** **** Jan. 26, 2016**

(54) **FRONT FENDER FOR A VEHICLE**

(71) Applicant: **Bayerische Motoren Werke**
Aktiengesellschaft, Munich (DE)

(72) Inventor: **Florian Dieter Nissl, Munich (DE)**

(73) Assignee: **Bayerische Motoren Werke**
Aktiengesellschaft, Munich (DE)

(**) Term: **14 Years**

(21) Appl. No.: **29/498,813**

(22) Filed: **Aug. 8, 2014**

(30) **Foreign Application Priority Data**

Feb. 10, 2014 (DE) 40 2014 100 106

(51) **LOC (10) Cl.** **12-16**

(52) **U.S. Cl.**
USPC **D12/184**

(58) **Field of Classification Search**
USPC D12/184, 196, 90-92, 181; 280/152.1,
280/847-849, 851; 296/181.1, 181.5
CPC B62D 25/16; B62D 25/18; B62D 25/161;
B62D 25/168; B62D 25/184; B62D 25/186;
B62D 25/188
See application file for complete search history.

(56) **References Cited**

U.S. PATENT DOCUMENTS

D607,797 S * 1/2010 Walter D12/184
D609,150 S * 2/2010 Krugger D12/184
D615,013 S * 5/2010 Lamm D12/181

D620,407 S * 7/2010 Froehlich D12/184
D665,319 S * 8/2012 Huet D12/184
D669,405 S * 10/2012 Gifford D12/184
D691,530 S * 10/2013 Song D12/184
D707,600 S 6/2014 Johnson
D712,811 S 9/2014 Selvaag
D716,708 S * 11/2014 Beermann D12/184

FOREIGN PATENT DOCUMENTS

WO DM/054296 2/2001
WO DM/080344 3/2013
WO DM/079707 6/2013

* cited by examiner

Primary Examiner — Melody Brown

(74) *Attorney, Agent, or Firm* — Crowell & Moring LLP

(57) **CLAIM**

The ornamental design for a front fender for a vehicle, as shown and described.

DESCRIPTION

This application contains subject matter related to the following co-pending U.S. design patent application: Application Ser. No. 29/498,814, filed herewith and entitled "Front Fender for a Vehicle".

FIG. 1 is a front view of a front fender for a vehicle according to the design;

FIG. 2 is a left perspective view thereof;

FIG. 3 is a right perspective view thereof;

FIG. 4 is a left side view thereof;


FIG. 5 is a right side view thereof;

FIG. 6 is a top view thereof;

FIG. 7 is a bottom view thereof; and,

FIG. 8 is a rear view thereof.

1 Claim, 8 Drawing Sheets






Fig. 1



Fig. 2

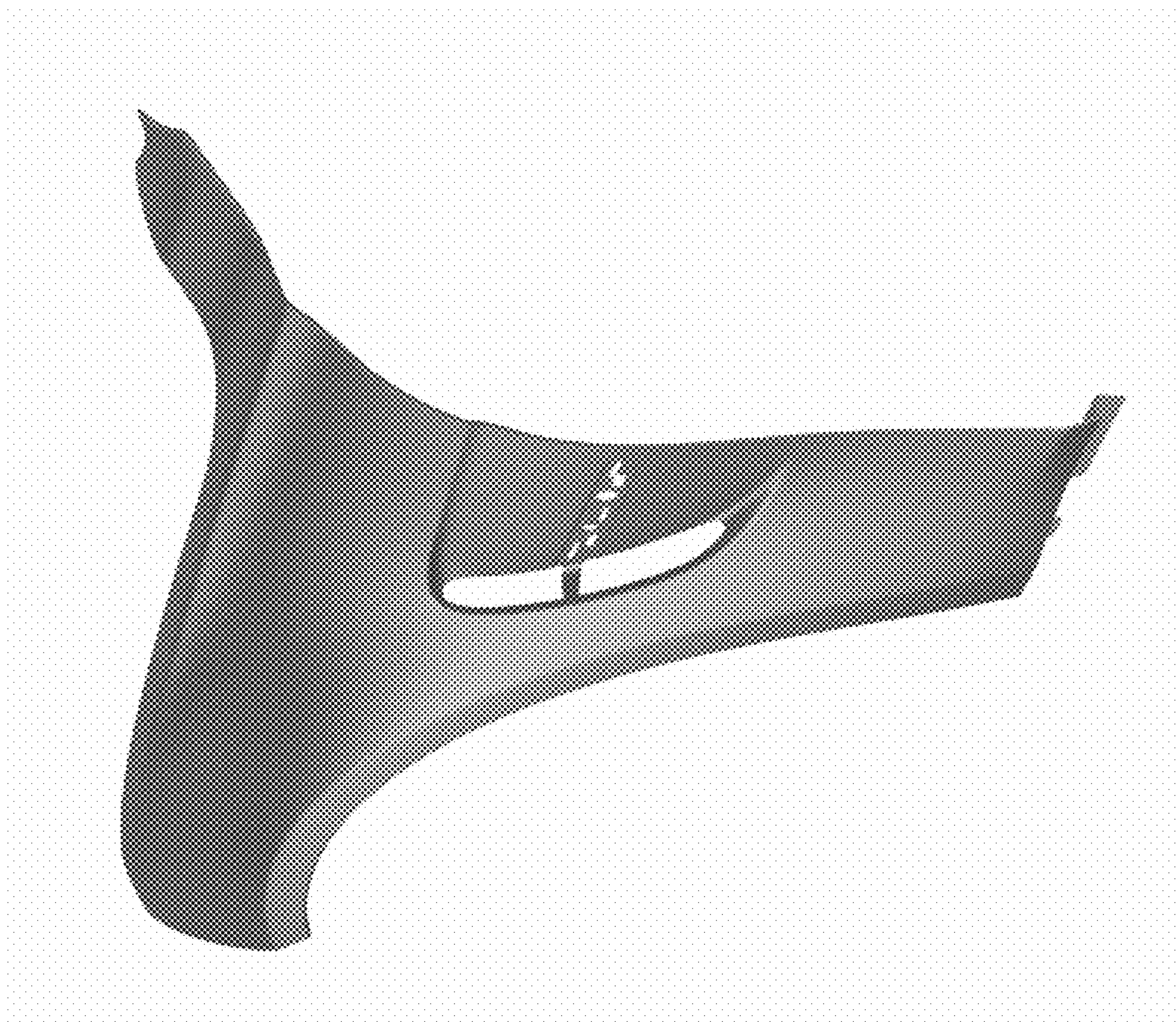


Fig. 3



Fig. 4

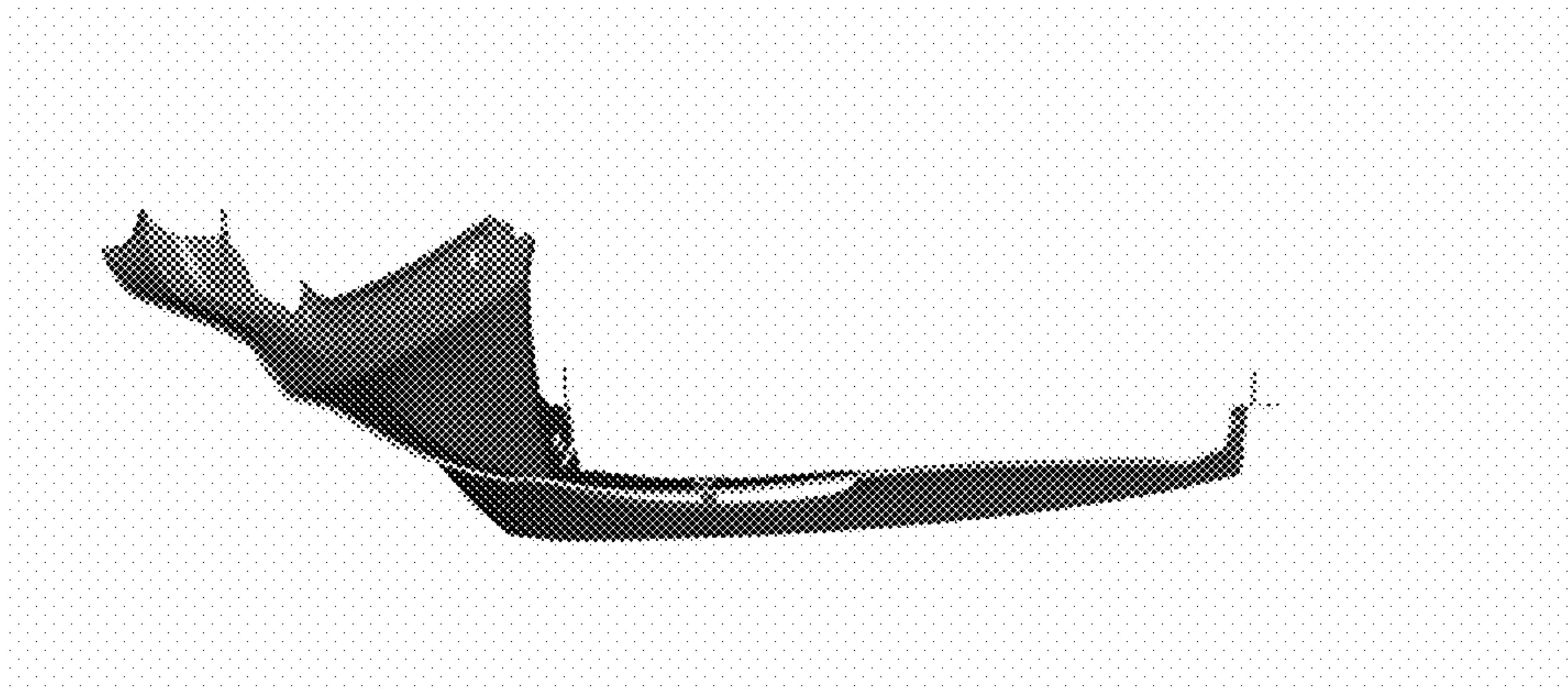


Fig. 5



Fig. 6



Fig. 7




Fig. 8