



US00D748018S

(12) **United States Design Patent**  
**Mascull**

(10) **Patent No.:** **US D748,018 S**  
(45) **Date of Patent:** **\*\* Jan. 26, 2016**

(54) **BACKREST**

(71) Applicant: **Bruce Gordon Mascull**, Ashburton  
(NZ)

(72) Inventor: **Bruce Gordon Mascull**, Ashburton  
(NZ)

(73) Assignee: **Roger Thomas Mascull and Elizabeth  
Jocelyn Mascull**, Allenton, Ashburton  
(NZ), as Trustees of the RT and EJ  
Mascull Family Trust

(\*\*) Term: **14 Years**

(21) Appl. No.: **29/454,593**

(22) Filed: **May 12, 2013**

(30) **Foreign Application Priority Data**

Nov. 12, 2012 (NZ) ..... 416992

(51) **LOC (10) Cl.** ..... **12-12**

(52) **U.S. Cl.**  
USPC ..... **D12/133**

(58) **Field of Classification Search**  
USPC ..... D12/131, 133; D6/374, 376, 379, 380  
CPC ..... A61G 5/00-5/14; A61G 2005/122;  
A61G 2005/124

See application file for complete search history.

(56) **References Cited**

**U.S. PATENT DOCUMENTS**

5,211,446 A \* 5/1993 Jay et al. .... 297/440.2  
D349,474 S \* 8/1994 Mocer ..... D12/133  
6,460,927 B1 \* 10/2002 Groth ..... 297/284.9  
6,585,279 B1 \* 7/2003 Galloway et al. .... 280/304.1  
D593,337 S \* 6/2009 Su ..... D6/376  
D623,992 S \* 9/2010 Derks et al. .... D12/131  
7,891,739 B2 \* 2/2011 Cramer ..... 297/440.2  
D674,618 S \* 1/2013 Petrick et al. .... D6/379

8,578,560 B1 \* 11/2013 Swinehart et al. .... 16/324  
D721,016 S \* 1/2015 Harding ..... D12/131  
8,944,066 B1 \* 2/2015 Kamau et al. .... 128/845  
9,010,864 B2 \* 4/2015 Goeckel ..... 297/440.2  
2003/0030318 A1 \* 2/2003 Christofferson et al. 297/452.34  
2004/0066081 A1 \* 4/2004 Dennon et al. .... 297/440.2  
2005/0116525 A1 \* 6/2005 Holcomb et al. .... 297/452.29  
2005/0183900 A1 \* 8/2005 Goertzen et al. .... 180/311  
2006/0091706 A1 \* 5/2006 Christofferson et al. .... 297/130  
2009/0072105 A1 \* 3/2009 Cramer ..... 248/226.11  
2009/0309336 A1 \* 12/2009 Hanson ..... 280/647  
2012/0326482 A1 \* 12/2012 Goeckel ..... 297/440.2  
2013/0106159 A1 \* 5/2013 Johansson ..... 297/353  
2013/0300083 A1 \* 11/2013 Borisoff ..... 280/250.1  
2014/0262566 A1 \* 9/2014 Davis et al. .... 180/54.1  
2014/0265508 A1 \* 9/2014 Grant et al. .... 297/411.38  
2014/0300079 A1 \* 10/2014 Rhodes ..... 280/304.1  
2015/0028559 A1 \* 1/2015 Gordon ..... 280/250.1

\* cited by examiner

*Primary Examiner* — Susan Bennett Hattan

*Assistant Examiner* — Charles Hanson

(74) *Attorney, Agent, or Firm* — Merchant & Gould P.C.

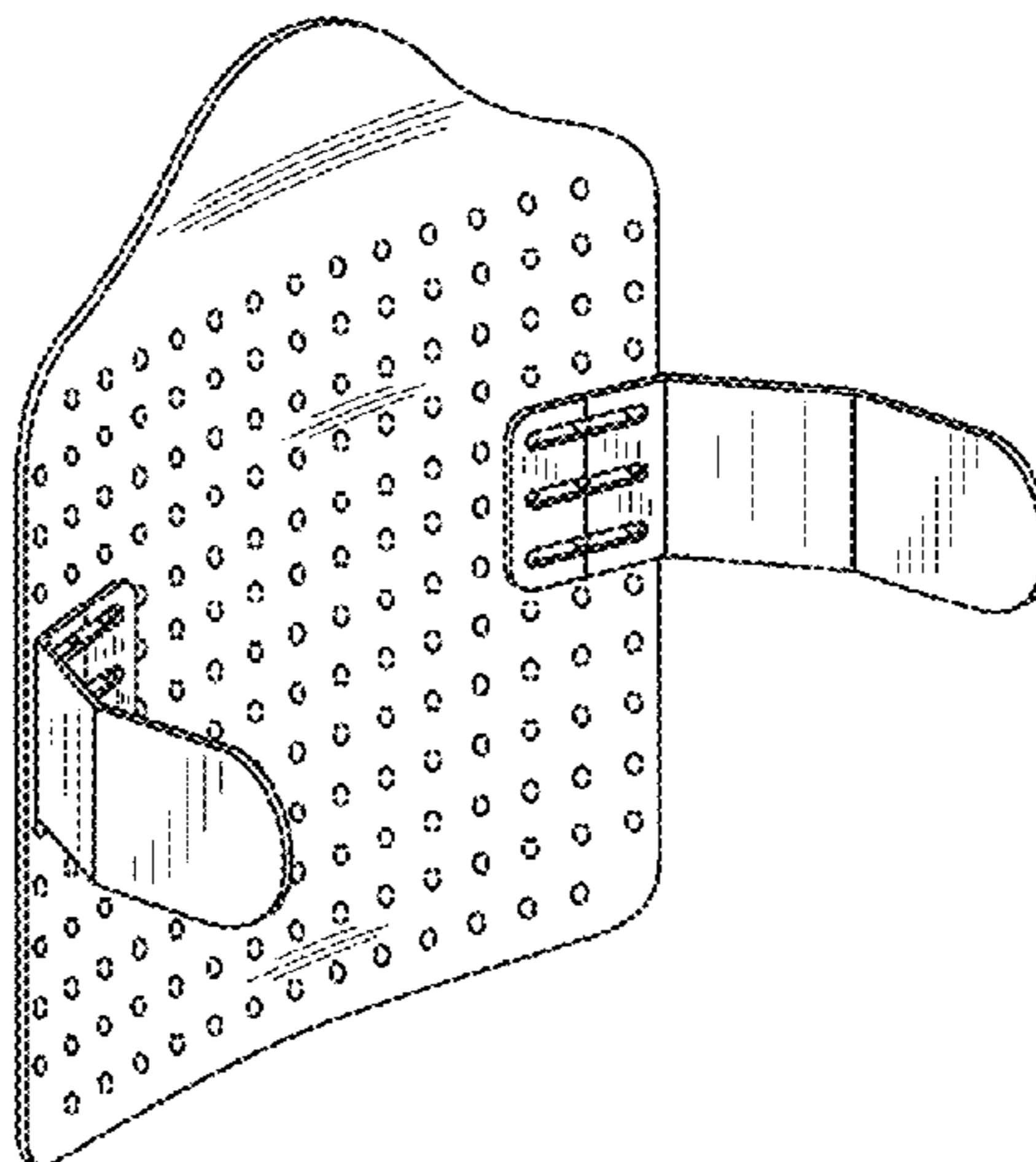
(57) **CLAIM**

The ornamental design for a backrest, as shown and described.

**DESCRIPTION**

FIG. 1 is a front isometric view of a backrest showing my new design;  
FIG. 2 is a rear isometric view thereof;  
FIG. 3 is a front view thereof;  
FIG. 4 is a rear view thereof;  
FIG. 5 is a bottom view thereof;  
FIG. 6 a top view thereof;  
FIG. 7 is a left side view thereof; and,  
FIG. 8 is a right side view thereof.  
The design is to be applied to a backrest and the novelty resides in the features of shape and/or configuration of the backrest as shown in the accompanying representations.

**1 Claim, 8 Drawing Sheets**



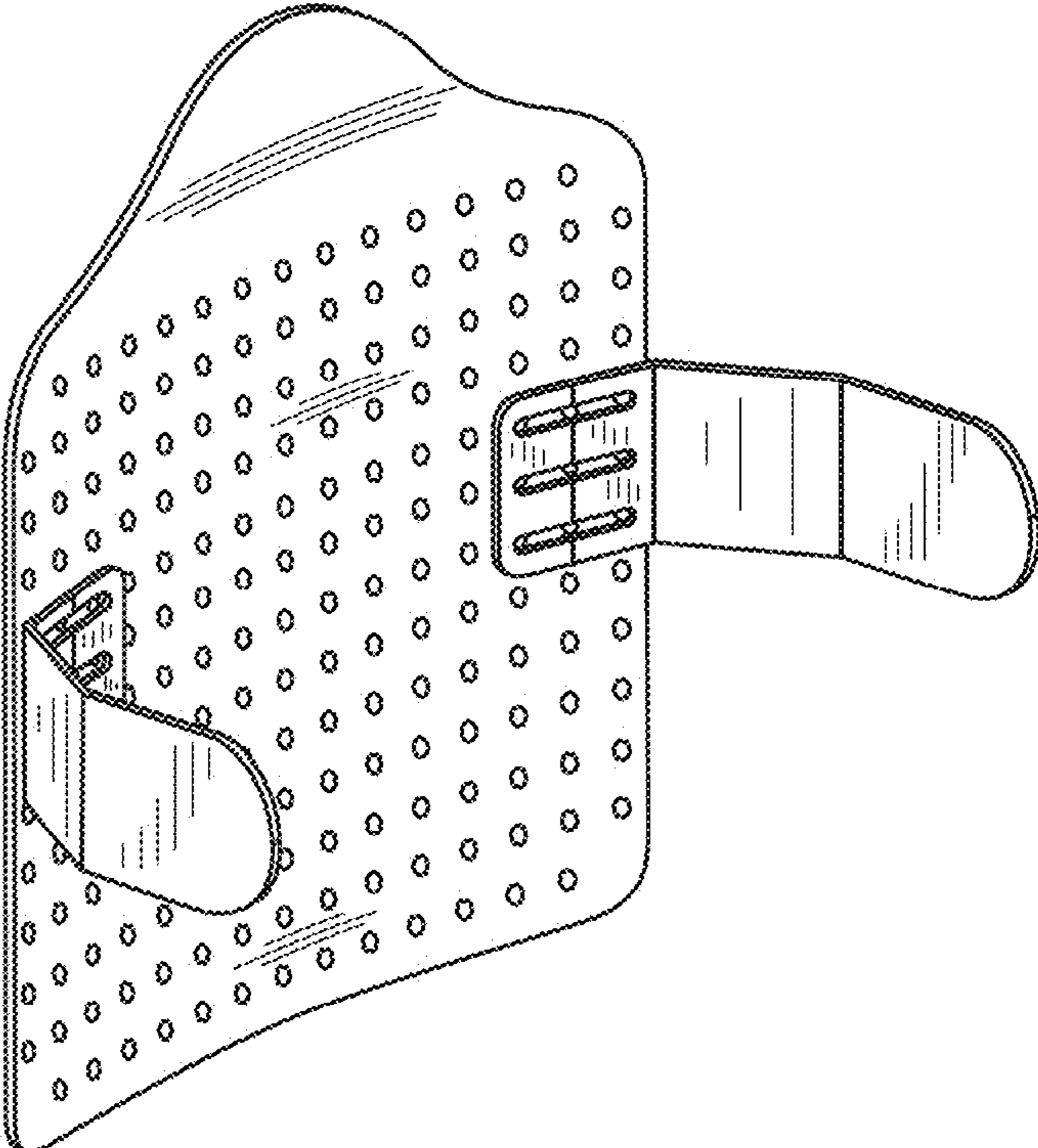


FIG. 1

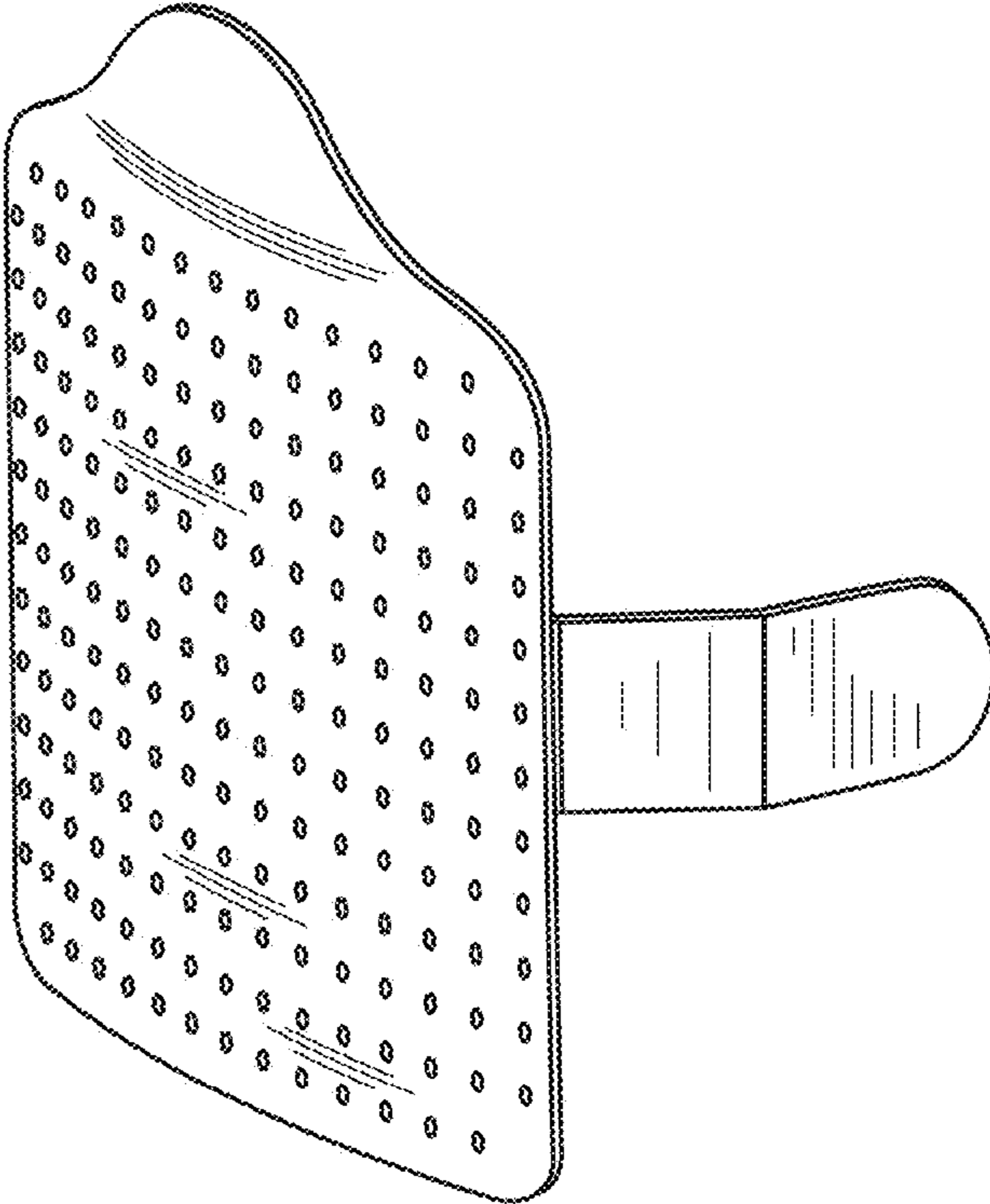


FIG.2

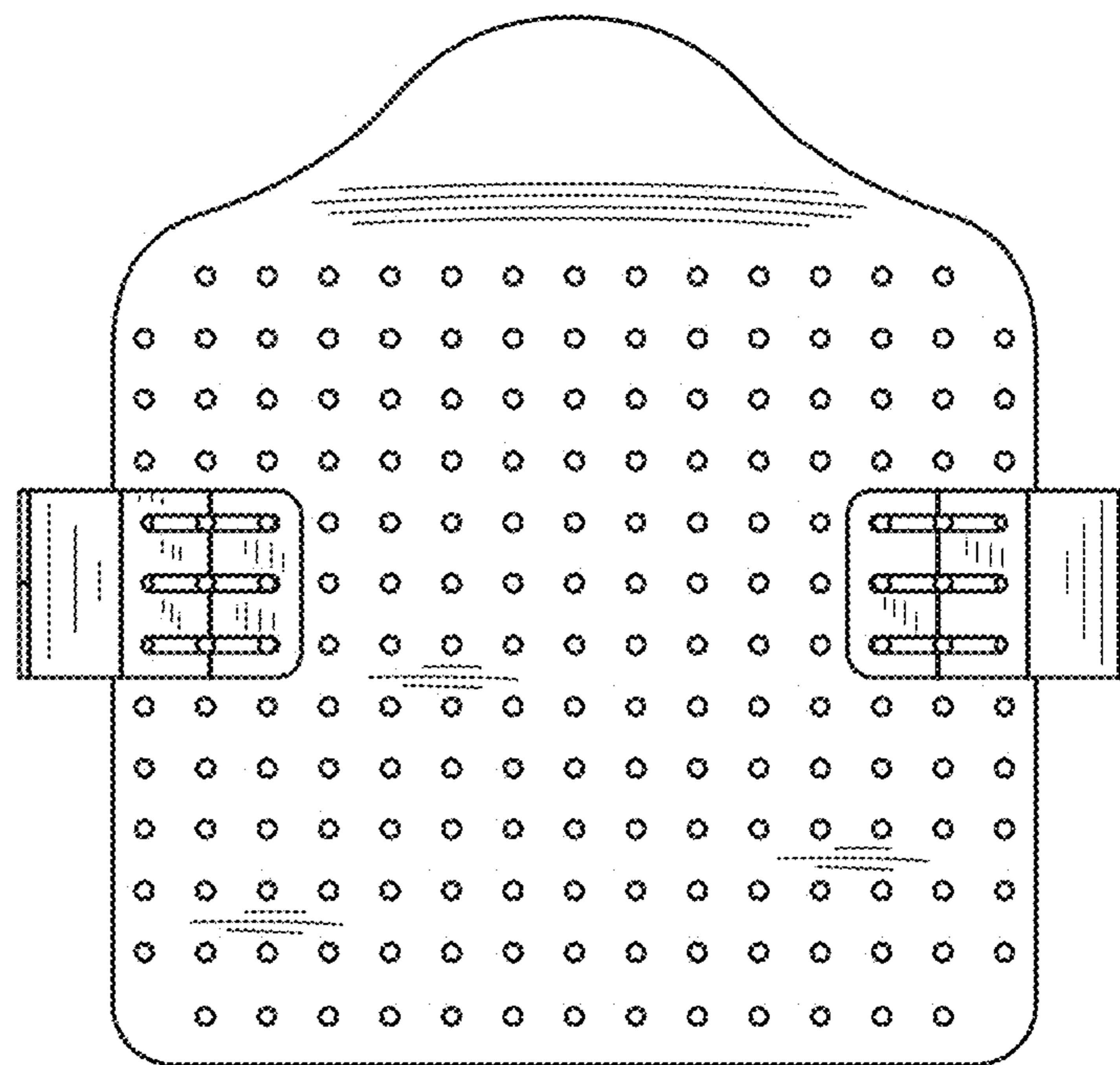


FIG.3

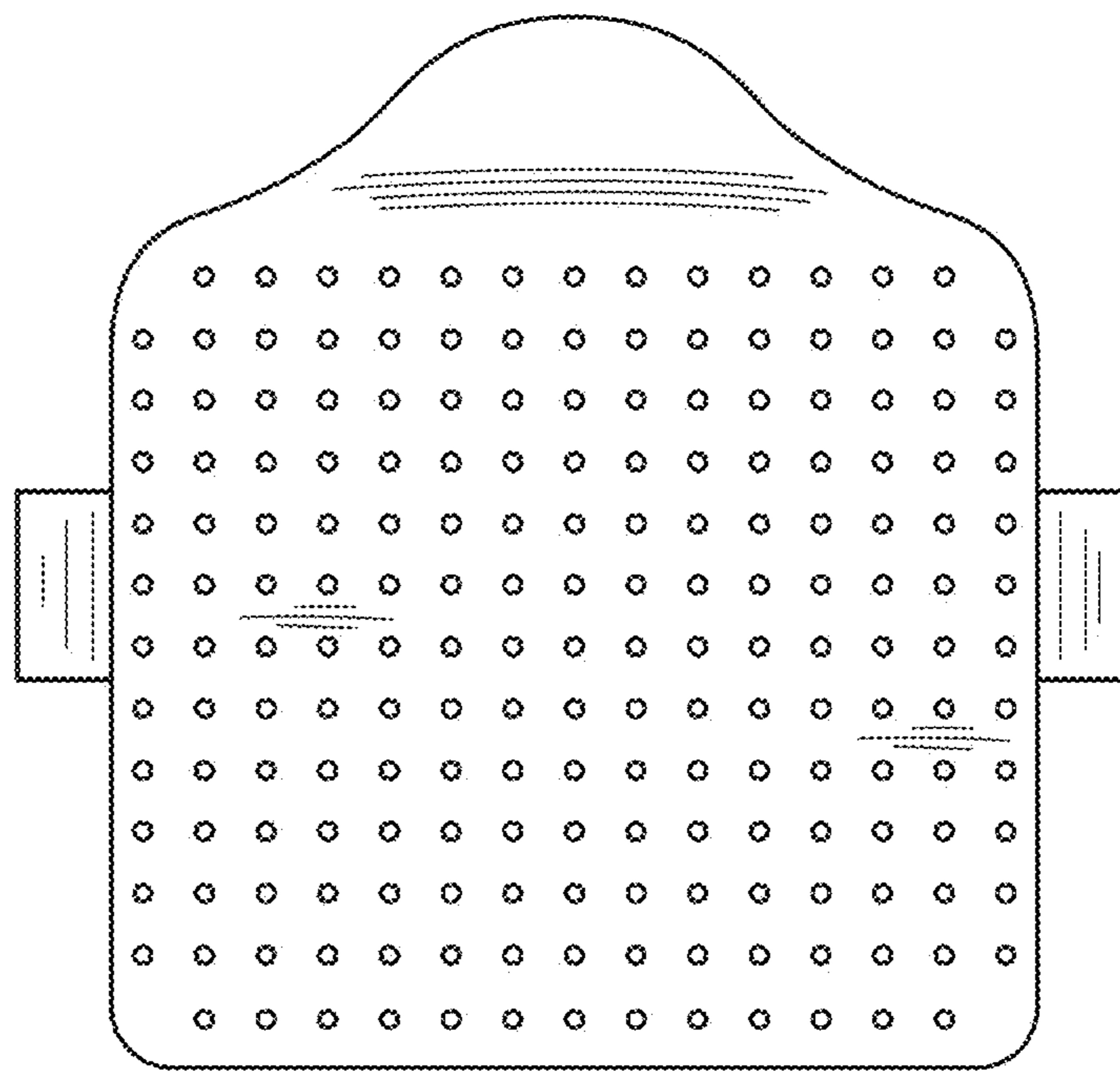


FIG.4




FIG.5

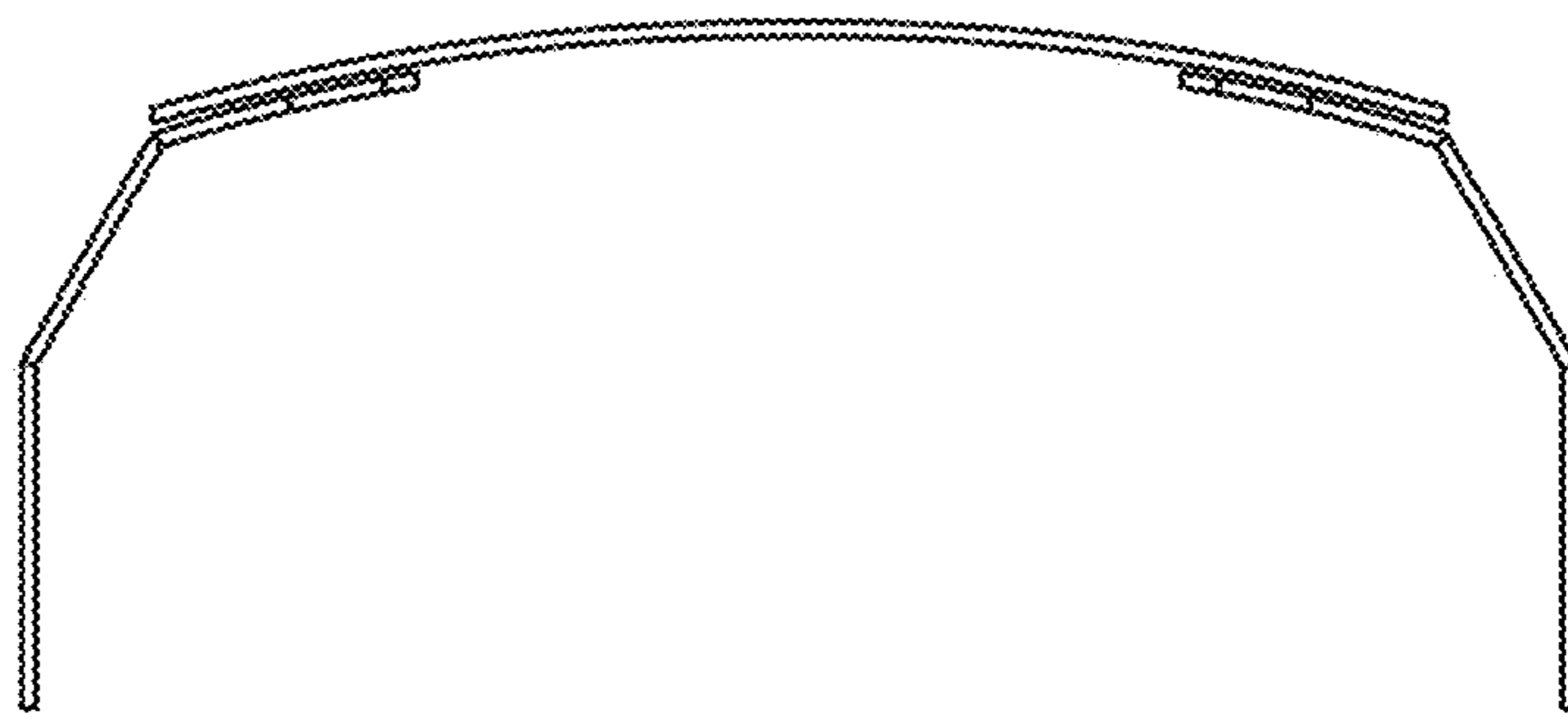


FIG.6

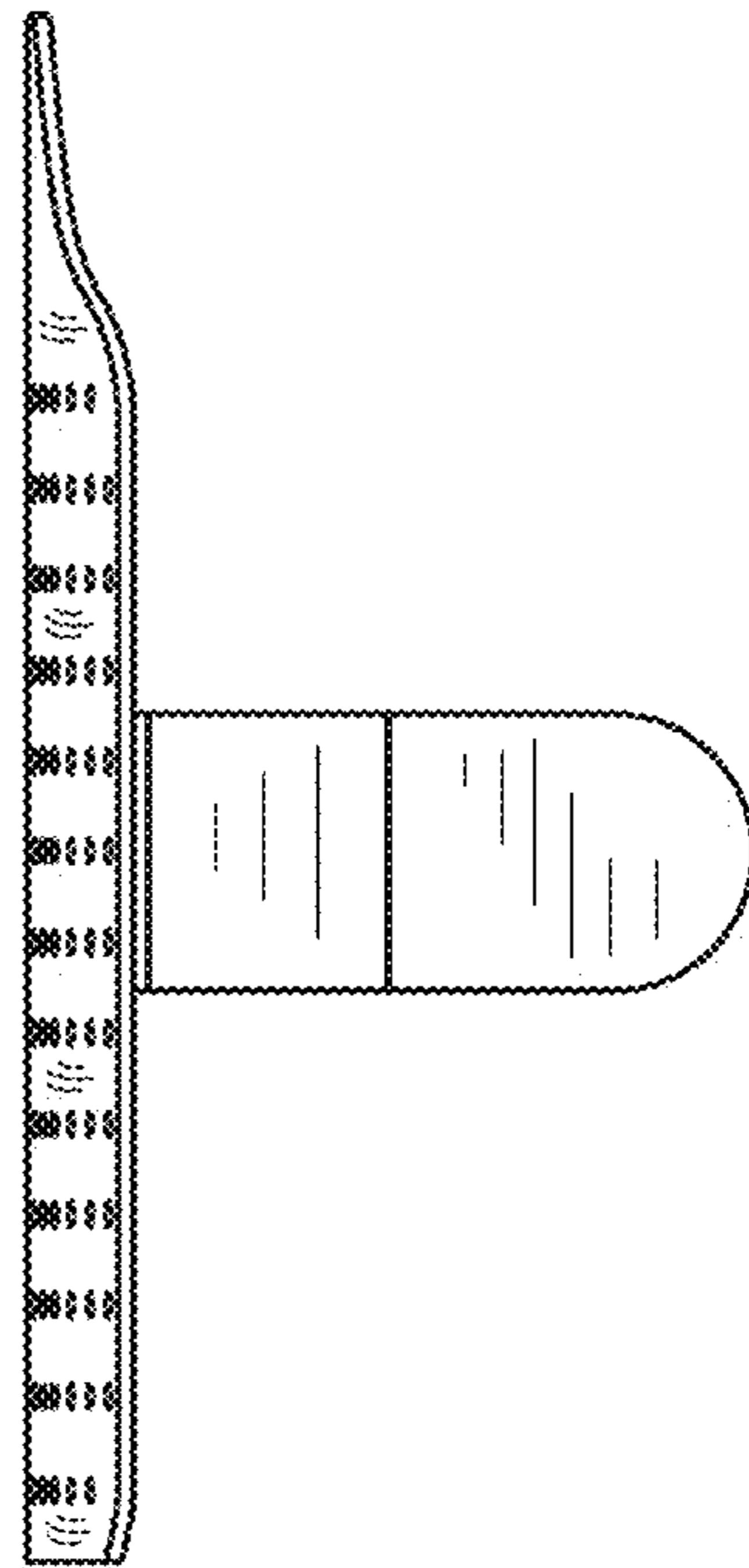


FIG.7



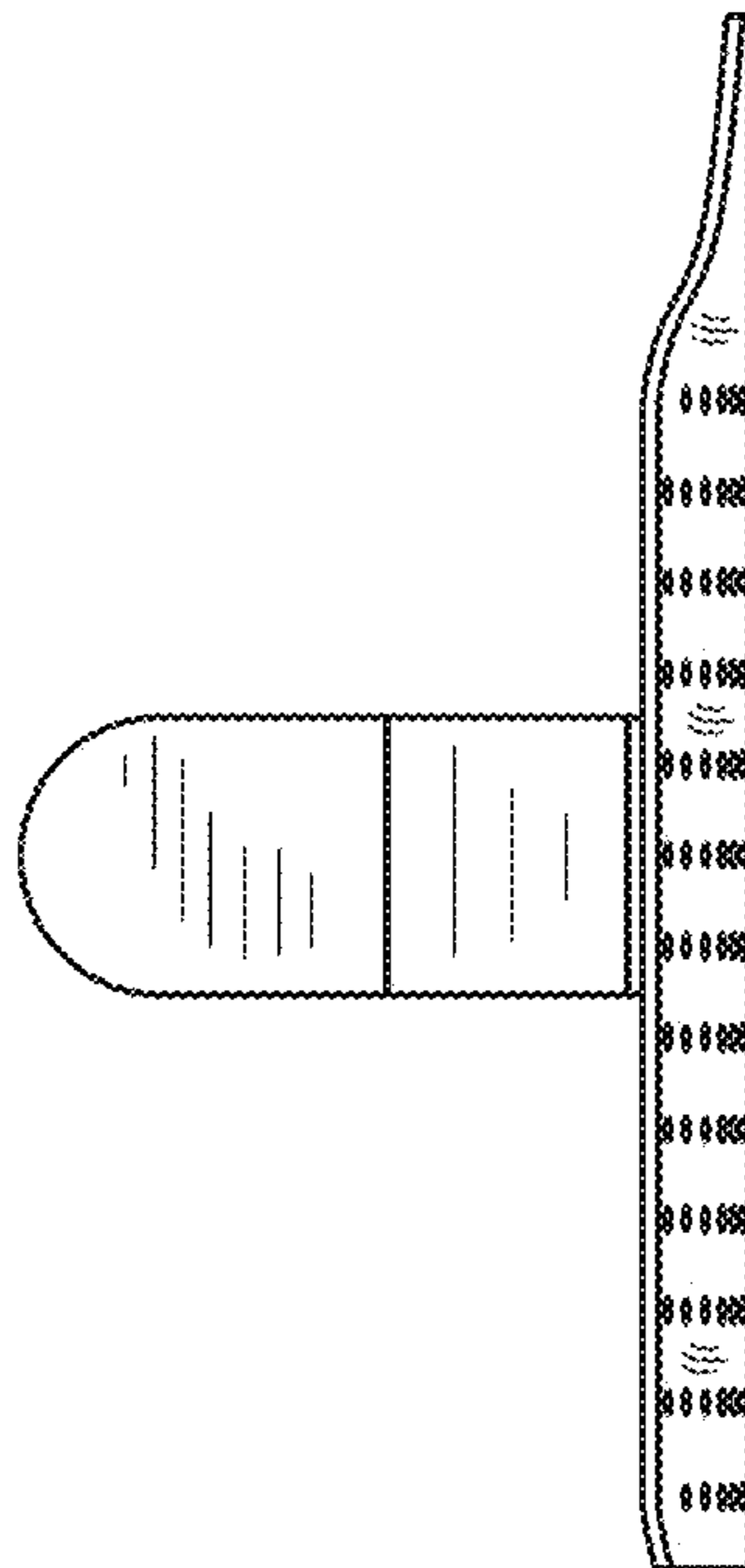


FIG.8