



US00D748013S

(12) **United States Design Patent**
Spater

(10) **Patent No.:** **US D748,013 S**
(45) **Date of Patent:** **** Jan. 26, 2016**

- (54) **D-RING**
- (71) Applicant: **Christopher B Spater**, Exeter, NH (US)
- (72) Inventor: **Christopher B Spater**, Exeter, NH (US)
- (**) Term: **14 Years**
- (21) Appl. No.: **29/524,969**
- (22) Filed: **Apr. 24, 2015**
- (51) **LOC (10) Cl.** **02-07**
- (52) **U.S. Cl.**
USPC **D11/218**
- (58) **Field of Classification Search**
USPC D11/1-2, 200-201, 206-210, 214-218,
D11/87; 24/163 R, 169-171, 173, 177-179,
24/191, 194-195, 197, 200, 614-616, 625,
24/198, 578.11, 578.1, 163 K, 114, 324;
2/334, 421
CPC A44B 11/04; A44B 11/00; A44B 7/00
See application file for complete search history.

D333,804 S	3/1993	Franklin	
D357,435 S	4/1995	Cook	
D364,126 S	11/1995	Ochiai	
D435,807 S	1/2001	Anscher	
6,195,849 B1 *	3/2001	Smith A44B 11/04 24/197
6,579,485 B2 *	6/2003	Smith B29C 45/1657 264/247
D581,314 S *	11/2008	Janz D11/200
D619,928 S *	7/2010	Bodino D11/231
D623,030 S *	9/2010	Spater D8/16
D625,654 S *	10/2010	Spater D11/210
D656,430 S *	3/2012	Spater D11/210
D673,880 S *	1/2013	Boothby D11/218
D683,262 S *	5/2013	Fitzpatrick D11/218

* cited by examiner

Primary Examiner — Ralf Seifert

(57) **CLAIM**
The ornamental design for a d-ring, as shown and described.

DESCRIPTION

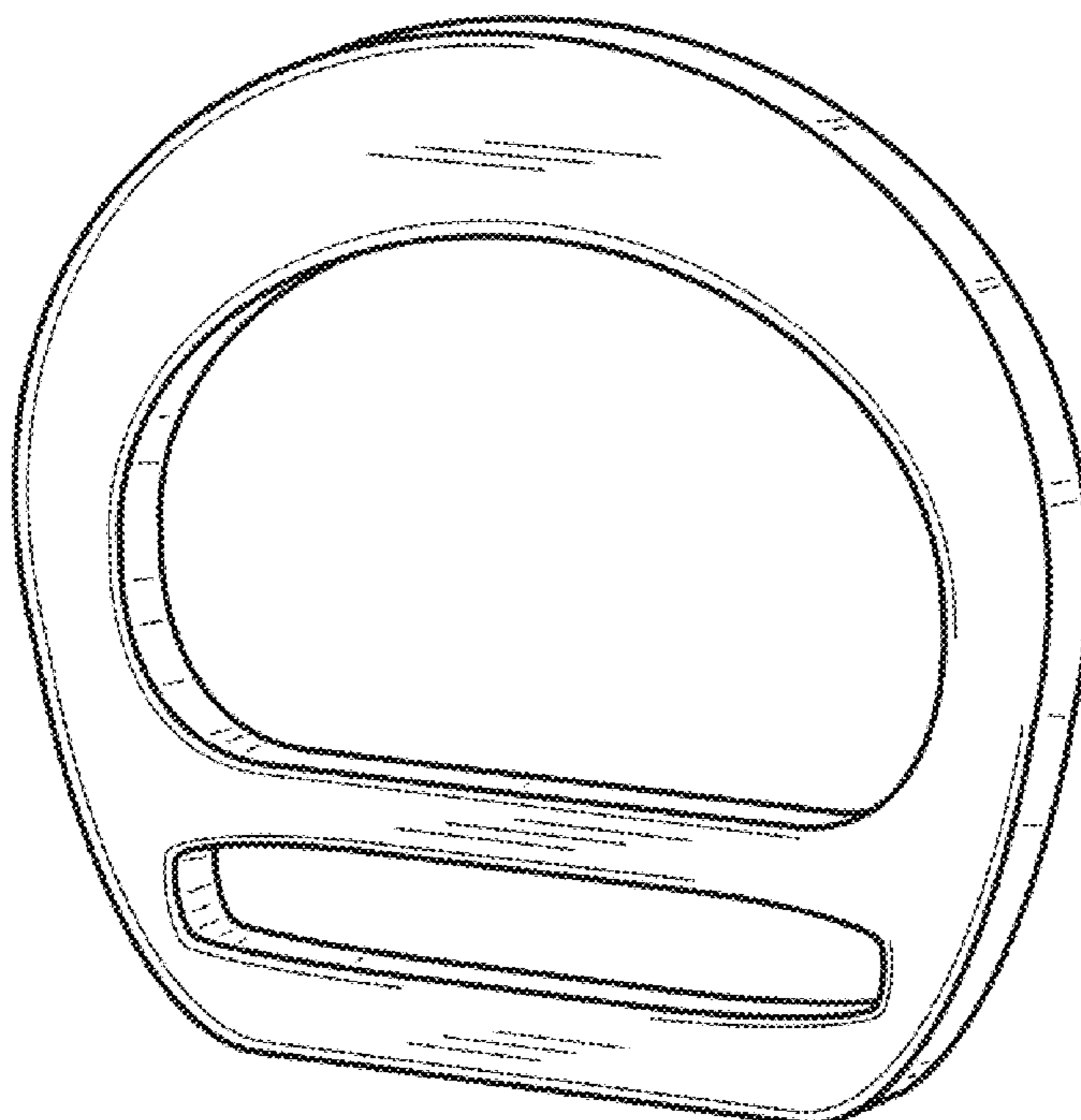
FIG. 1 shows a perspective view of my design for a d-ring; FIG. 2 is a front view thereof; FIG. 3 is a back view thereof; FIG. 4 is a top view thereof; FIG. 5 is a bottom view thereof; FIG. 6 is a side view thereof; and, FIG. 7 is another side view thereof. The d-ring of the present invention is designed to attach to a piece of webbing.

1 Claim, 2 Drawing Sheets

(56) **References Cited**

U.S. PATENT DOCUMENTS

D35,694 S	1/1902	Hull	
1,697,833 A	7/1928	Lane	
3,077,650 A *	2/1963	Horne A41F 15/002 2/323
D233,051 S	10/1974	Graigmyle	
5,123,690 A	6/1992	Bailey	



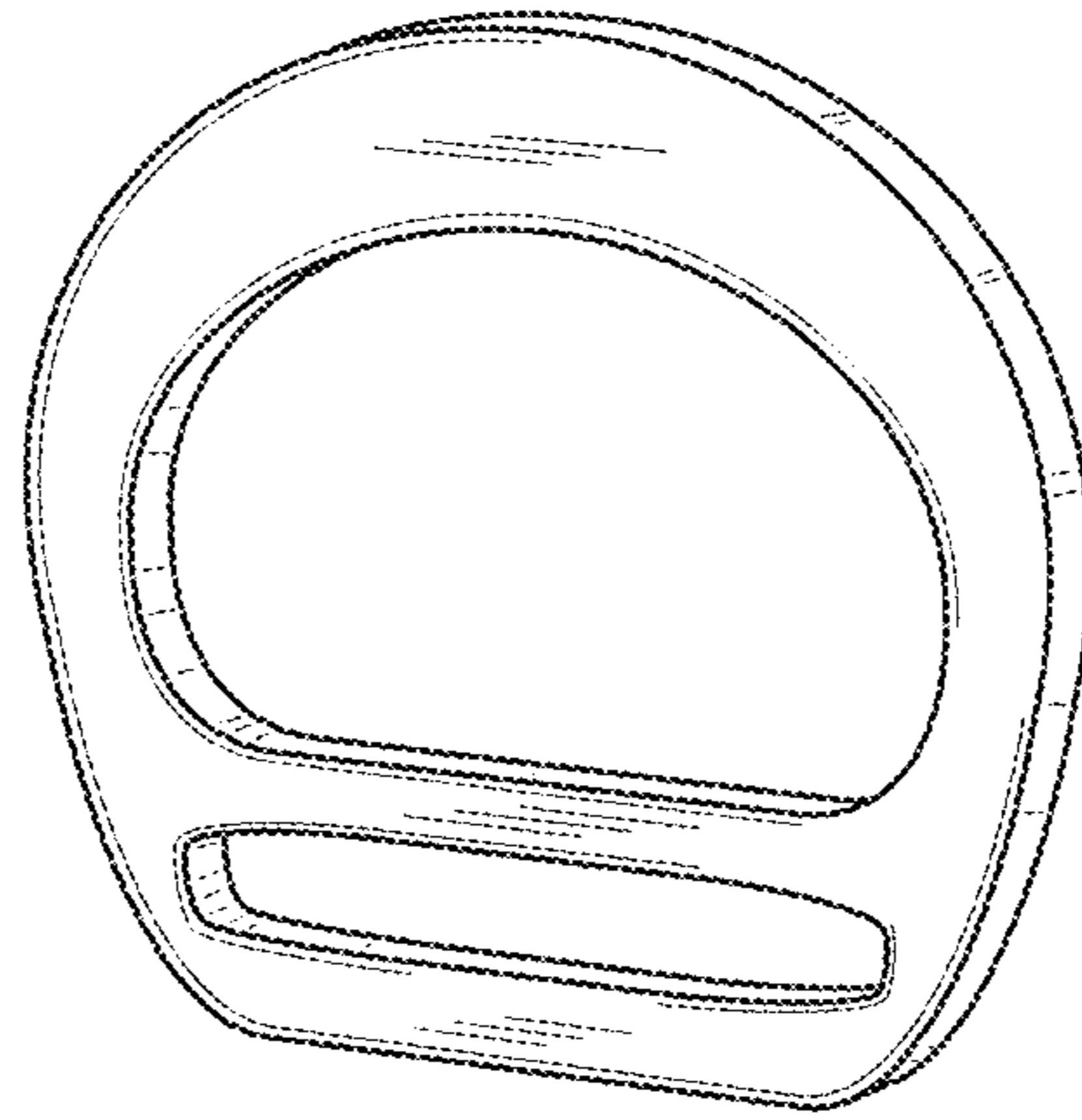


Fig. 1

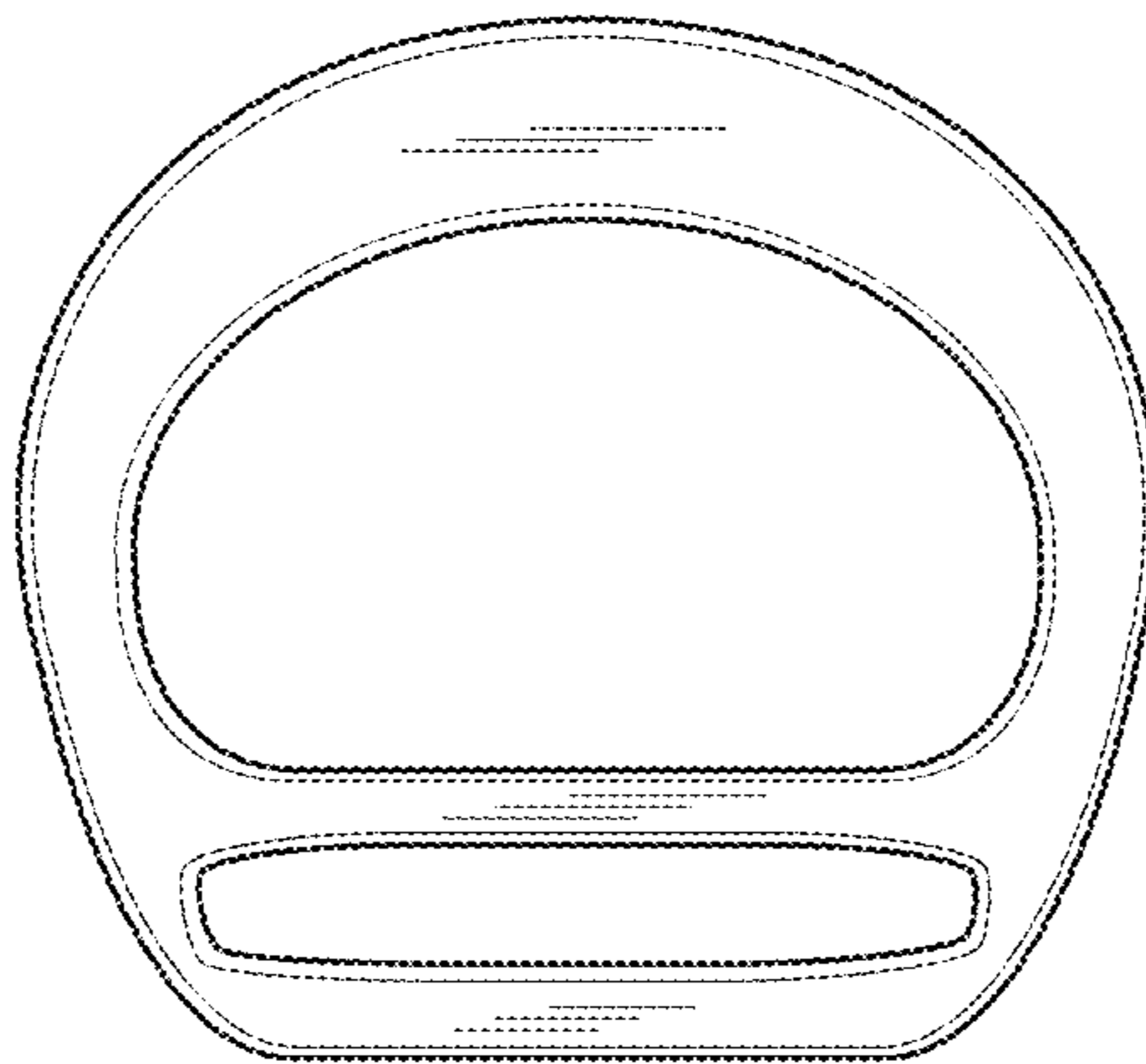


Fig. 2

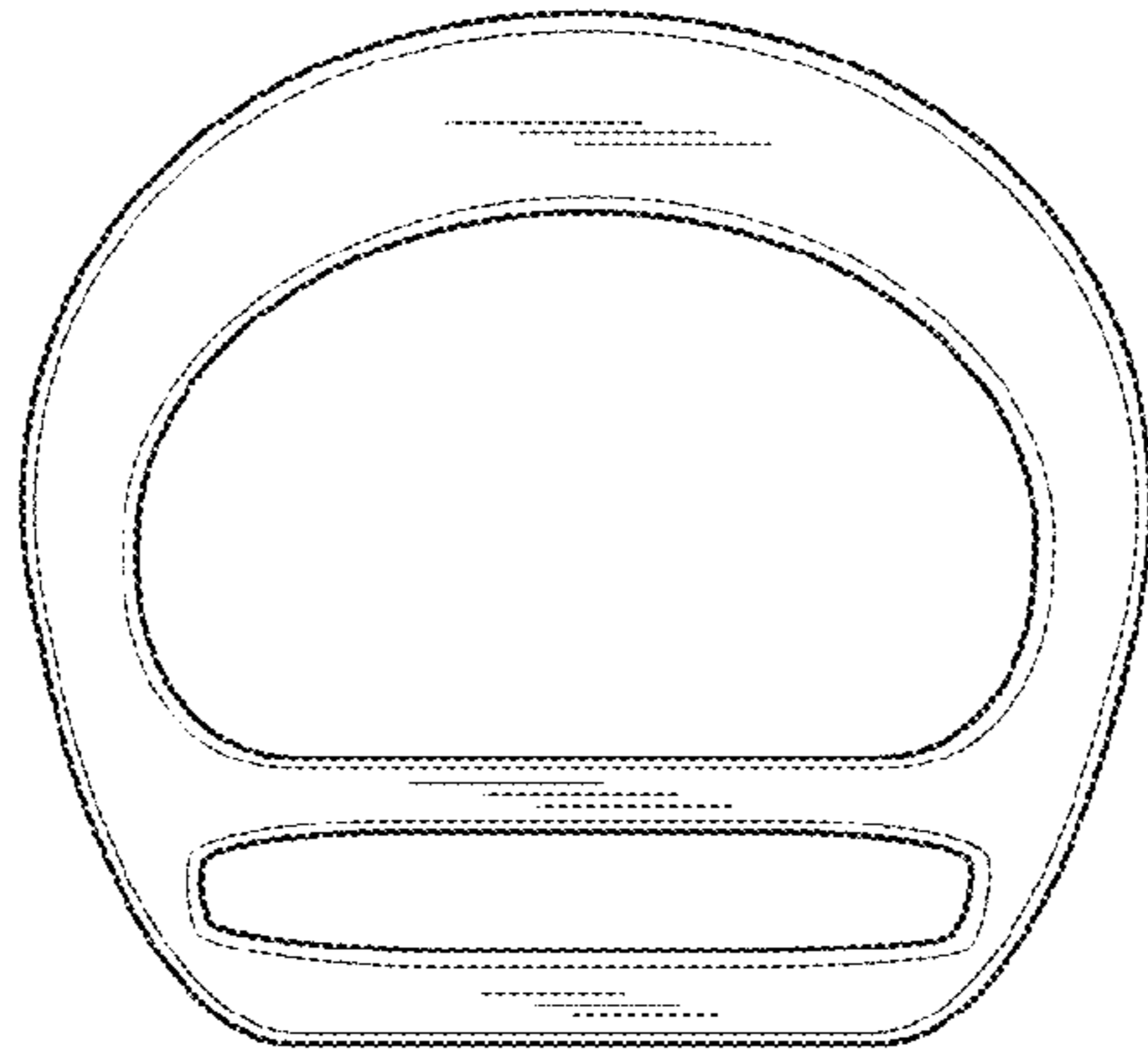


Fig. 3




Fig. 4



Fig. 5



Fig. 6




Fig. 7