



US00D748010S

(12) **United States Design Patent**
Akana et al.

(10) **Patent No.:** **US D748,010 S**
(45) **Date of Patent:** **** Jan. 26, 2016**

(54) **BAND ATTACHMENT**

CPC A44C 5/02-5/246
See application file for complete search history.

(71) Applicant: **Apple Inc.**, Cupertino, CA (US)

(72) Inventors: **Jody Akana**, San Francisco, CA (US);
Bartley K. Andre, Palo Alto, CA (US);
Shota Aoyagi, San Francisco, CA (US);
Anthony Michael Ashcroft, San Francisco, CA (US); **Jeremy Bataillou**, San Francisco, CA (US); **Daniel J. Coster**, San Francisco, CA (US); **Daniele De Iuliis**, San Francisco, CA (US); **M. Evans Hankey**, San Francisco, CA (US); **Julian Hoenig**, San Francisco, CA (US); **Richard P. Howarth**, San Francisco, CA (US); **Jonathan P. Ive**, San Francisco, CA (US); **Duncan Robert Kerr**, San Francisco, CA (US); **Marc A. Newson**, London (GB); **Matthew Dean Rohrbach**, San Francisco, CA (US); **Peter Russell-Clarke**, San Francisco, CA (US); **Benjamin Andrew Shaffer**, San Jose, CA (US); **Mikael Silvanto**, San Francisco, CA (US); **Christopher J. Stringer**, Woodside, CA (US); **Eugene Antony Whang**, San Francisco, CA (US); **Rico Zörkendörfer**, San Francisco, CA (US)

(73) Assignee: **Apple Inc.**, Cupertino, CA (US)

(**) Term: **14 Years**

(21) Appl. No.: **29/499,069**

(22) Filed: **Aug. 11, 2014**

(51) **LOC (10) Cl.** **11-01**

(52) **U.S. Cl.**
USPC **D11/94**

(58) **Field of Classification Search**
USPC D11/1-25, 32, 93, 94; 59/78, 79.2;
63/1.11, 3, 3.1, 3.2, 5.1, 5.2, 7-11;
224/175; D10/30-32

(56) **References Cited**

U.S. PATENT DOCUMENTS

3,030,686 A 4/1962 Burkhardt
3,665,565 A 5/1972 Kruger

(Continued)

FOREIGN PATENT DOCUMENTS

EP 2636328 A1 9/2013
GB 618917 A 3/1949

(Continued)

OTHER PUBLICATIONS

etsy.com, "1 Set Silver End Cap Clasp—Findings Large Toggle Clasp End Caps Buckle Connector with Five Inside Loops for Jewelry Making 26mm," <<http://www.etsy.com/listing/101269004/1-set-silver-end-cap-clasp-findings?ref=market>>, Listed on Aug. 29, 2014, accessed Oct. 9, 2014.

(Continued)

Primary Examiner — Zenia Bennett

(74) *Attorney, Agent, or Firm* — Sterne, Kessler, Goldstein & Fox P.L.L.C.

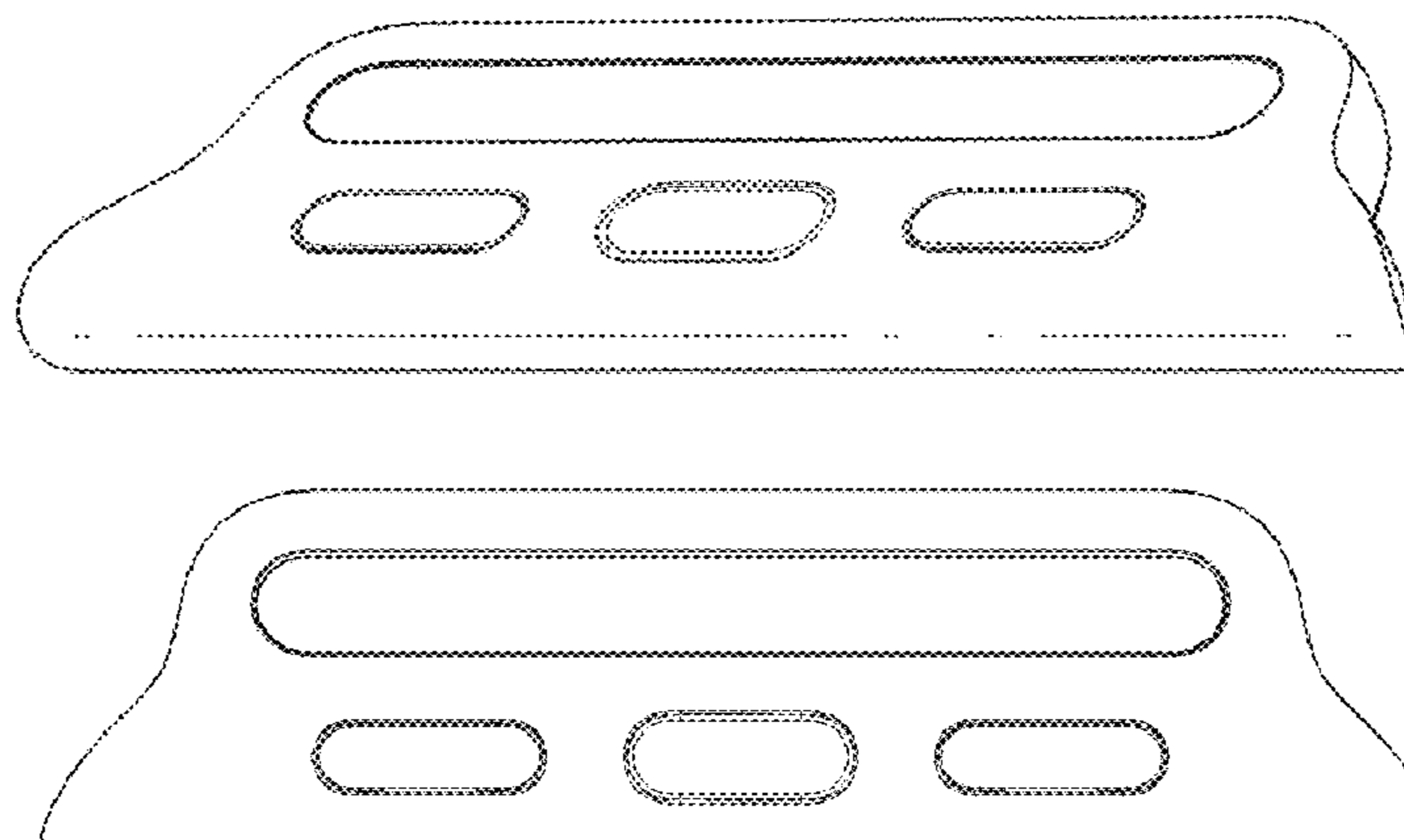
(57) **CLAIM**

The ornamental design for a band attachment, as shown and described.

DESCRIPTION

FIG. 1 is a bottom rear perspective view of a band attachment showing our new design;
FIG. 2 is a bottom front perspective view thereof;
FIG. 3 is a rear view thereof;
FIG. 4 is a front view thereof;
FIG. 5 is a right side view thereof;
FIG. 6 is a left side view thereof;
FIG. 7 is a bottom view thereof; and,
FIG. 8 is a top view thereof.

1 Claim, 4 Drawing Sheets



(56)

References Cited

U.S. PATENT DOCUMENTS

3,675,284	A	7/1972	Rieth	
3,965,670	A *	6/1976	Ihringer	59/79.1
5,363,351	A	11/1994	Carney	
6,101,842	A *	8/2000	Delacretaz	63/4
D473,818	S	4/2003	Salvisberg	
D494,098	S	8/2004	Cohen	
8,601,784	B2 *	12/2013	Kaltenrieder	59/78
D724,469	S *	3/2015	Akana et al.	D11/3
2007/0125123	A1 *	6/2007	Sierro	63/3.2
2012/0312052	A1 *	12/2012	Yliluoma et al.	63/10
2014/0096345	A1	4/2014	Tschumi	
2014/0098649	A1	4/2014	Tschumi	

FOREIGN PATENT DOCUMENTS

GB	2082277	5/1984
WO	2013182397 A1	12/2013

OTHER PUBLICATIONS

Design U.S. Appl. No. 29/498,990, filed Aug. 11, 2014.
 Design U.S. Appl. No. 29/499,052, filed Aug. 11, 2014.
 Design U.S. Appl. No. 29/498,997, filed Aug. 11, 2014.
 Design U.S. Appl. No. 29/498,996, filed Aug. 11, 2014.

Design U.S. Appl. No. 29/498,995, filed Aug. 11, 2014.
 Design U.S. Appl. No. 29/498,994, filed Aug. 11, 2014.
 Design U.S. Appl. No. 29/498,987, filed Aug. 11, 2014.
 Design U.S. Appl. No. 29/499,067, filed Aug. 11, 2014.
 Design U.S. Appl. No. 29/501,763, filed Sep. 8, 2014.
 Design U.S. Appl. No. 29/499,068, filed Aug. 11, 2014.
 Design U.S. Appl. No. 29/499,061, filed Aug. 11, 2014.
 Design U.S. Appl. No. 29/501,760, filed Sep. 8, 2014.
 Design U.S. Appl. No. 29/501,772, filed Sep. 8, 2014.
 Design U.S. Appl. No. 29/501,152, filed Sep. 2, 2014.
 Design U.S. Appl. No. 29/499,088, filed Aug. 11, 2014.
 Design U.S. Appl. No. 29/499,091, filed Aug. 11, 2014.
 Design U.S. Appl. No. 29/499,090, filed Aug. 11, 2014.
 Design U.S. Appl. No. 29/499,080, filed Aug. 11, 2014.
 Design U.S. Appl. No. 29/499,081, filed Aug. 11, 2014.
 Design U.S. Appl. No. 29/499,082, filed Aug. 11, 2014.
 Design U.S. Appl. No. 29/501,624, filed Sep. 5, 2014.
 Design U.S. Appl. No. 29/501,733, filed Sep. 8, 2014.
 Design U.S. Appl. No. 29/501,720, filed Sep. 8, 2014.
 Design U.S. Appl. No. 29/501,722, filed Sep. 8, 2014.
 Design U.S. Appl. No. 29/501,746, filed Sep. 8, 2014.
 Design U.S. Appl. No. 29/501,759, filed Sep. 8, 2014.
 Design U.S. Appl. No. 29/501,723, filed Sep. 8, 2014.
 Design U.S. Appl. No. 29/501,737, filed Sep. 8, 2014.

* cited by examiner

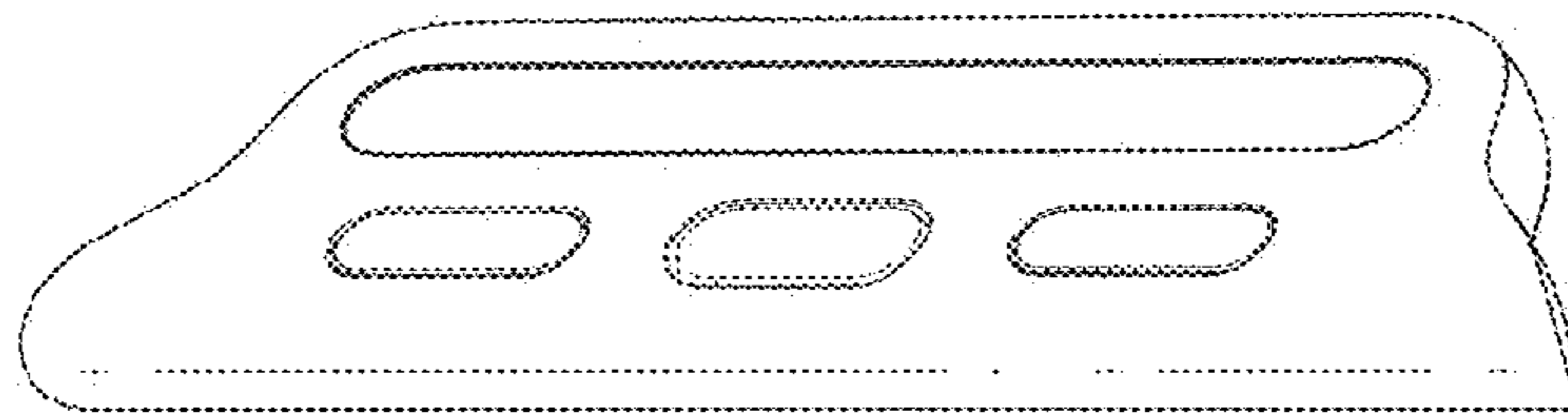


FIG. 1

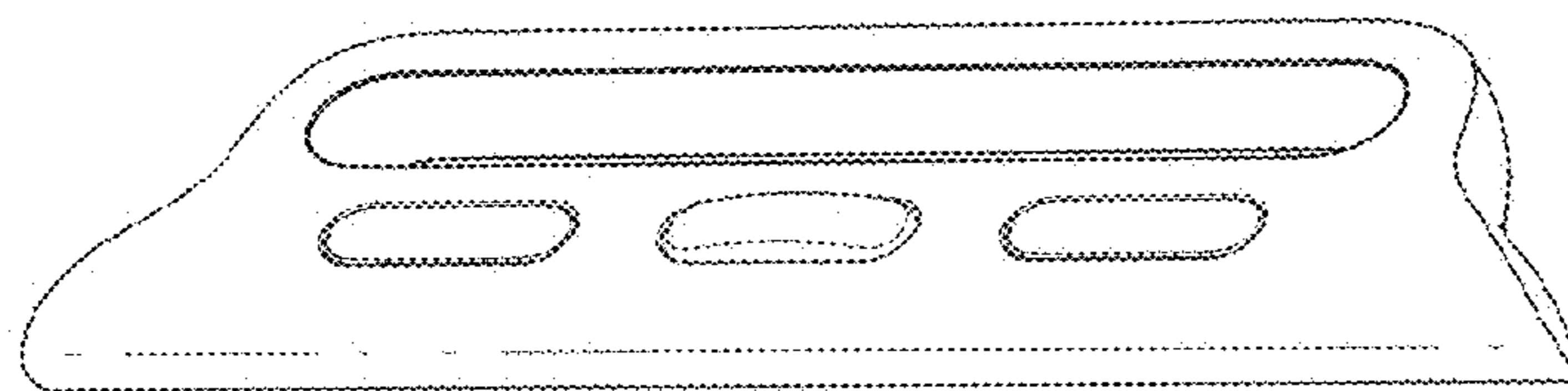


FIG. 2

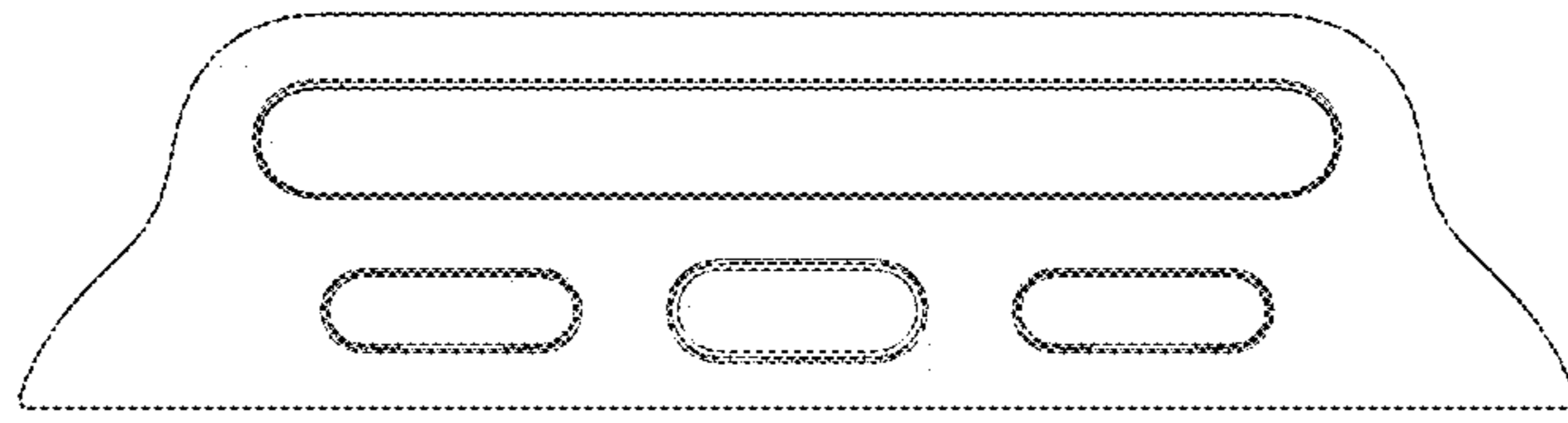


FIG. 3

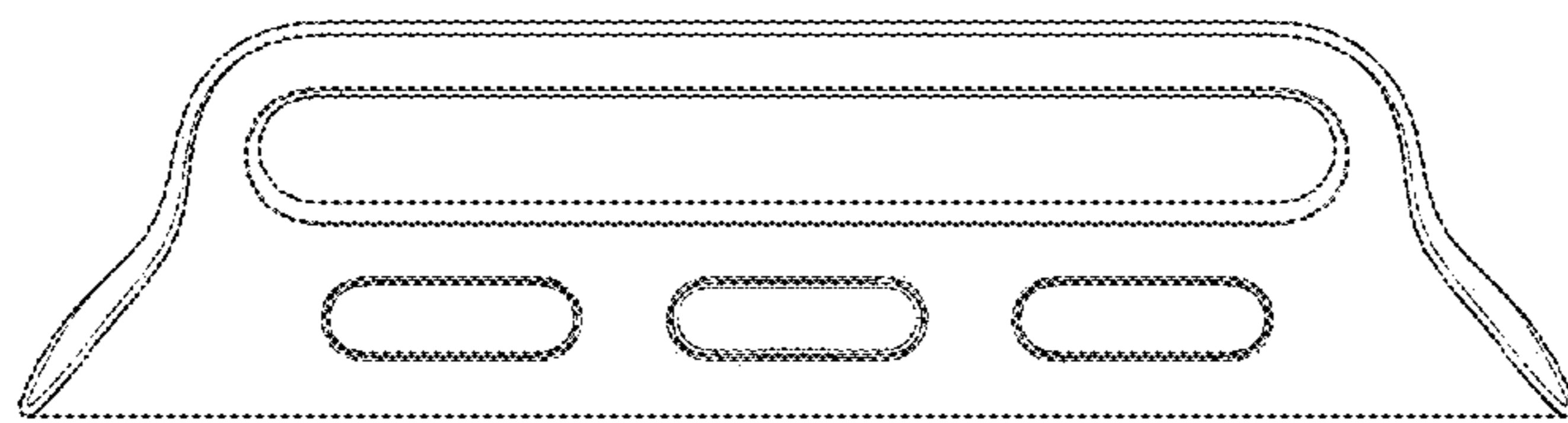


FIG. 4



FIG. 5



FIG. 6

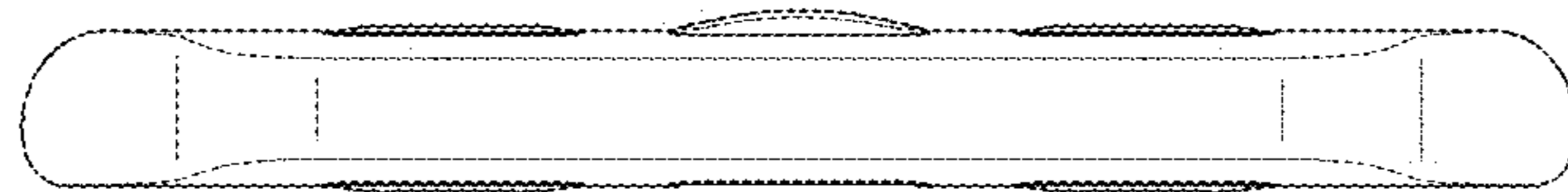


FIG. 7

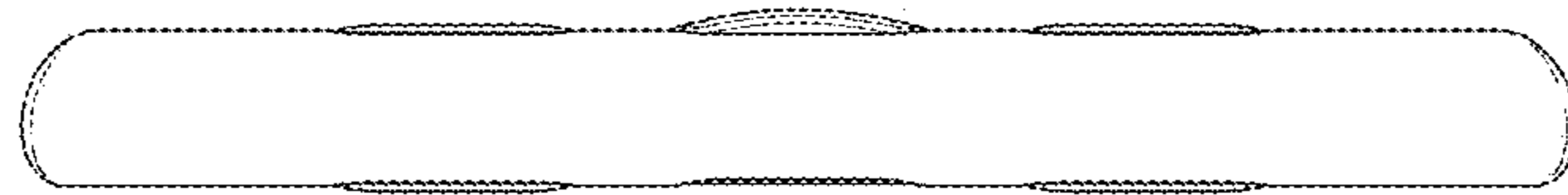


FIG. 8