



US00D748002S

(12) **United States Design Patent**
Riviere

(10) **Patent No.:** **US D748,002 S**

(45) **Date of Patent:** **** Jan. 26, 2016**

(54) **BRACELET**

(71) Applicant: **HARRY WINSTON SA,**
Plan-les-Ouates (CH)

(72) Inventor: **Dominique Riviere,** New York, NY (US)

(73) Assignee: **HARRY WINSTON SA,**
Plan-les-Ouates (CH)

(**) Term: **14 Years**

(21) Appl. No.: **29/504,870**

(22) Filed: **Oct. 10, 2014**

(30) **Foreign Application Priority Data**

Apr. 10, 2014 (WO) DM/083 390

(51) **LOC (10) Cl.** **11-01**

(52) **U.S. Cl.**
USPC **D11/16**

(58) **Field of Classification Search**
USPC D11/1-39, 91, 92
CPC A44C 5/00; A44C 5/0007; A44C 5/0015;
A44C 5/0023; A44C 5/003; A44C 5/0038;
A44C 5/0053; A44C 5/0061; A44C 5/0069;
A44C 5/076; A44C 5/0084; A44C 5/0092;
A44C 9/00; A44C 17/02; A44C 17/0208;
A44C 17/0216; A44C 17/0225; A44C
17/0241; A44C 17/0258

See application file for complete search history.

(56) **References Cited**

U.S. PATENT DOCUMENTS

D57,702 S * 4/1921 Miller D10/32
D158,325 S * 4/1950 Philippe D11/12
D177,589 S * 5/1956 Quirion D11/16

D358,554 S * 5/1995 Helleu D10/32
D397,953 S * 9/1998 Tong D11/6
D438,812 S * 3/2001 Bert D11/3
D440,515 S * 4/2001 Cabarbaye D11/3
D469,374 S * 1/2003 Calvani D11/16
D493,380 S * 7/2004 Chavarria D11/3
D669,809 S * 10/2012 McDonnell, Sr. D11/12
D682,727 S * 5/2013 Bulgari D11/16
D689,787 S * 9/2013 Parvex D11/16
D735,598 S * 8/2015 Hines D11/3

OTHER PUBLICATIONS

[Online] <http://media.itshot.com/catalog/product/400x400/images/14k-gold-flexible-mens-5-row-diamond-bracelet-308ct-p-5939.jpg>
Retrieved Sep. 16, 2015.*

[Online] <http://www.polyvore.com/cgi/img-thing?.out=jpg&size=1&tid=4377046>. Retrieved Sep. 16, 2015.*

* cited by examiner

Primary Examiner — Cathron Brooks

Assistant Examiner — Melanie Pellegrini

(74) *Attorney, Agent, or Firm* — Donald J. Ranft; Kristen A. Mogavero; Collen IP

(57) **CLAIM**

The ornamental design for a bracelet, as shown and described.

DESCRIPTION

FIG. 1 is a top perspective view of a bracelet showing my new design;

FIG. 2 is a bottom perspective view thereof;

FIG. 3 is a top view thereof;


FIG. 4 is a bottom view thereof;

FIG. 5 is a left side view thereof;

FIG. 6 is a right side view thereof; and,

FIG. 7 is a front view thereof, the rear view being identical thereto.

1 Claim, 4 Drawing Sheets






FIG. 1

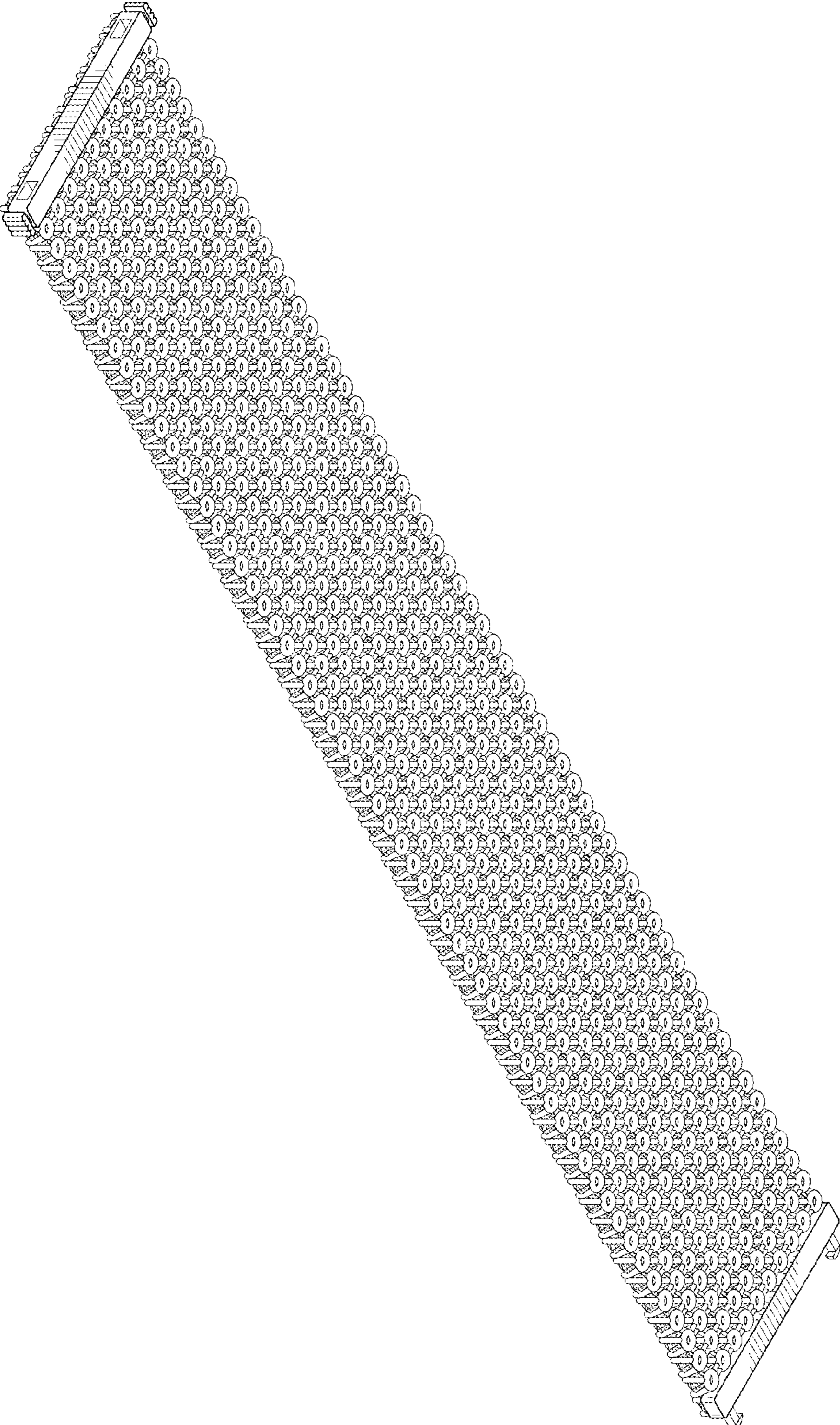


FIG. 2




FIG. 3




FIG. 4

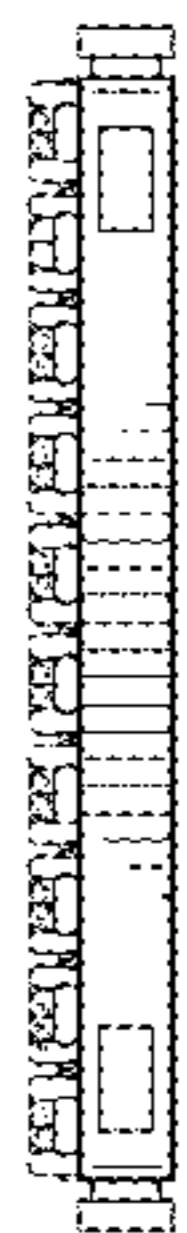


FIG. 5

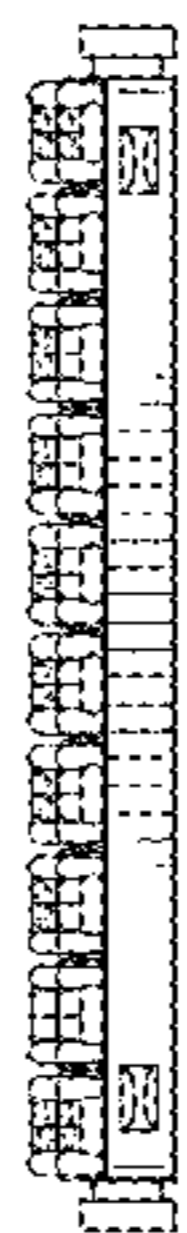


FIG. 6



FIG. 7