



US00D748001S

(12) **United States Design Patent**  
**Delhotal**

(10) **Patent No.:** **US D748,001 S**  
(45) **Date of Patent:** **\*\* Jan. 26, 2016**

(54) **WATCH BRACELET**

(71) Applicant: **La Montre Hermes S.A.**, Brügg (CH)

(72) Inventor: **Philippe Delhotal**, Brügg (CH)

(73) Assignee: **LA MONTRE HERMES S.A.**, Brugg (CH)

(\*\*) Term: **14 Years**

(21) Appl. No.: **29/484,495**

(22) Filed: **Mar. 10, 2014**

(30) **Foreign Application Priority Data**

Sep. 12, 2013 (WO) ..... DM/081746

(51) **LOC (10) Cl.** ..... **11-01**

(52) **U.S. Cl.**  
USPC ..... **D11/13**

(58) **Field of Classification Search**  
USPC ..... D11/1-26; 63/3, 3.1, 3.2, 4, 5.1, 5.2,  
63/11, 15, 15.45, 38; D10/30, 31, 32, 38;  
368/281, 282, 287; 224/175  
See application file for complete search history.

(56) **References Cited**

**U.S. PATENT DOCUMENTS**

D297,417 S \* 8/1988 Asano et al. .... D10/32  
D325,883 S \* 5/1992 St. Dizier ..... D11/21  
D350,911 S \* 9/1994 Bert ..... D11/19  
D372,431 S \* 8/1996 Nguyen ..... D10/32  
D405,711 S \* 2/1999 Feuvrier ..... D11/19  
D409,516 S \* 5/1999 Kuzuya ..... D11/19  
D414,706 S \* 10/1999 Jorst ..... D10/32

D441,682 S \* 5/2001 Wikberg ..... D11/3  
D521,395 S \* 5/2006 Slimane ..... D10/32  
D548,637 S \* 8/2007 Scarinzi ..... D11/3  
D577,624 S \* 9/2008 Nussbaumer ..... D11/3  
D616,324 S \* 5/2010 Duport et al. .... D11/3

**OTHER PUBLICATIONS**

[Online] [http://www.thejewelryicon.com/wp-content/uploads/Hermes\\_FabourgWatch\\_T7\\_2.jpg](http://www.thejewelryicon.com/wp-content/uploads/Hermes_FabourgWatch_T7_2.jpg). Retrieved Sep. 1, 2015.\*

\* cited by examiner

*Primary Examiner* — Cathron Brooks  
*Assistant Examiner* — Melanie Pellegrini  
(74) *Attorney, Agent, or Firm* — Foley & Lardner LLP


(57) **CLAIM**

I claim the ornamental design for a watch bracelet, as shown and described.

**DESCRIPTION**

FIG. 1 is a perspective view of a watch bracelet of the claimed design;  
FIG. 2 is a front elevation view of the watch bracelet shown in FIG. 1;  
FIG. 3 is a rear elevation view of the watch bracelet shown in FIG. 1;  
FIG. 4 is a top plan view of the watch bracelet shown in FIG. 1;  
FIG. 5 is a bottom plan elevation view of the watch bracelet shown in FIG. 1;  
FIG. 6 is a right side elevation view of the watch bracelet shown in FIG. 1; and,  
FIG. 7 is a left side elevation view of the watch bracelet shown in FIG. 1.  
The ornamental design which is claimed is shown in solid lines in the drawings.

**1 Claim, 7 Drawing Sheets**






FIG. 1



FIG. 2






FIG. 3



FIG. 4



FIG. 5



**FIG. 6**



FIG. 7