



US00D747994S

(12) **United States Design Patent**  
**Stegmann**

(10) **Patent No.:** **US D747,994 S**  
(45) **Date of Patent:** **\*\* Jan. 26, 2016**

(54) **WATCH DIAL**

(71) Applicant: **GLASHÜTTER UHRENBETRIEB GmbH, Glashütte (DE)**

(72) Inventor: **Katharina Stegmann, Paulsdorf (DE)**

(73) Assignee: **GLASHÜTTER UHRENBETRIEB GMBH, Glashütte (DE)**

(\*\*) Term: **14 Years**

(21) Appl. No.: **29/497,968**

(22) Filed: **Jul. 30, 2014**

(30) **Foreign Application Priority Data**

Jan. 30, 2014 (WO) ..... DM/082 768

(51) **LOC (10) CL.** ..... **10-07**

(52) **U.S. CL.**  
USPC ..... **D10/125**

(58) **Field of Classification Search**

USPC ..... D10/30-39, 1-29, 122-132  
CPC ..... G04B 19/00; G04B 19/06; G04B 19/08;  
G04B 19/103; G04B 19/106; G04B 19/24  
See application file for complete search history.

(56) **References Cited**

**U.S. PATENT DOCUMENTS**

D129,370 S \* 9/1941 Dupertuis ..... D10/125  
3,146,578 A \* 9/1964 Etienne ..... 368/226

6,295,251 B1 \* 9/2001 Sakai et al. .... 368/232  
D472,837 S \* 4/2003 Moritz et al. .... D10/128  
D531,536 S \* 11/2006 Lovegrove ..... D10/126  
D539,175 S \* 3/2007 Bolt et al. .... D10/39  
D567,677 S \* 4/2008 Finazzi ..... D10/34  
D579,351 S \* 10/2008 Monachon ..... D10/39  
D636,687 S \* 4/2011 Morrison ..... D10/39  
D645,364 S \* 9/2011 Duport et al. .... D10/39  
D656,416 S \* 3/2012 Monachon ..... D10/39  
D656,417 S \* 3/2012 Monachon ..... D10/39  
8,259,536 B2 \* 9/2012 Hasegawa et al. .... 368/80  
D668,971 S \* 10/2012 Tedeschi ..... D10/39  
D708,965 S \* 7/2014 Monachon ..... D10/39  
2011/0063953 A1 \* 3/2011 Hasegawa et al. .... 368/80

\* cited by examiner

*Primary Examiner* — Martie K Holtje

(74) *Attorney, Agent, or Firm* — Donald J. Ranft; Kristen A. Mogavero; Collen IP

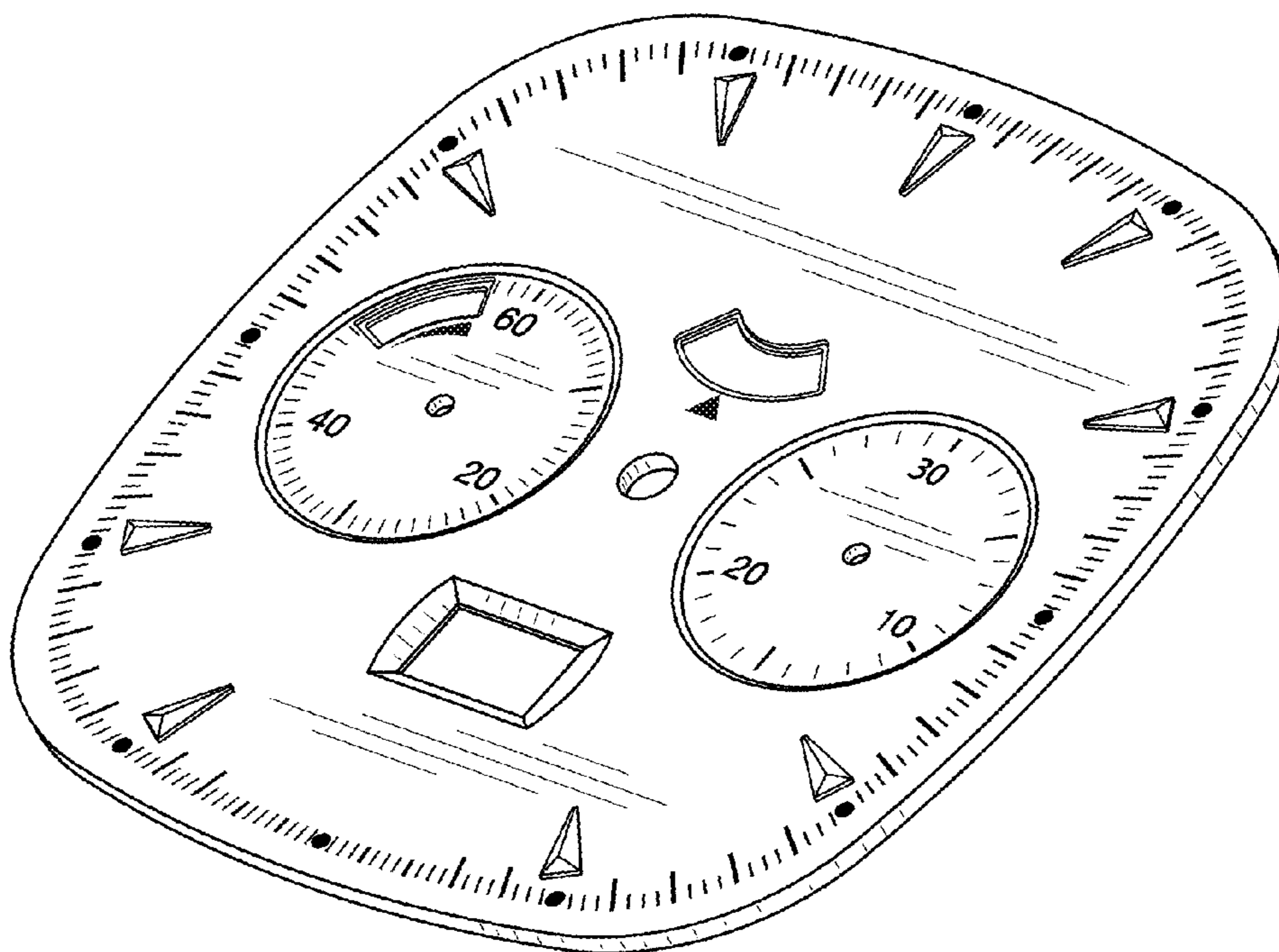
(57) **CLAIM**

The ornamental design for a watch dial, as shown and described.

**DESCRIPTION**

FIG. 1 is a front right perspective view of a watch dial showing my new design;  
FIG. 2 is a front view thereof;  
FIG. 3 is a rear view thereof;  
FIG. 4 is a left side view thereof;  
FIG. 5 is a right side view thereof;  
FIG. 6 is a top view thereof; and,  
FIG. 7 is a bottom view thereof.

**1 Claim, 3 Drawing Sheets**



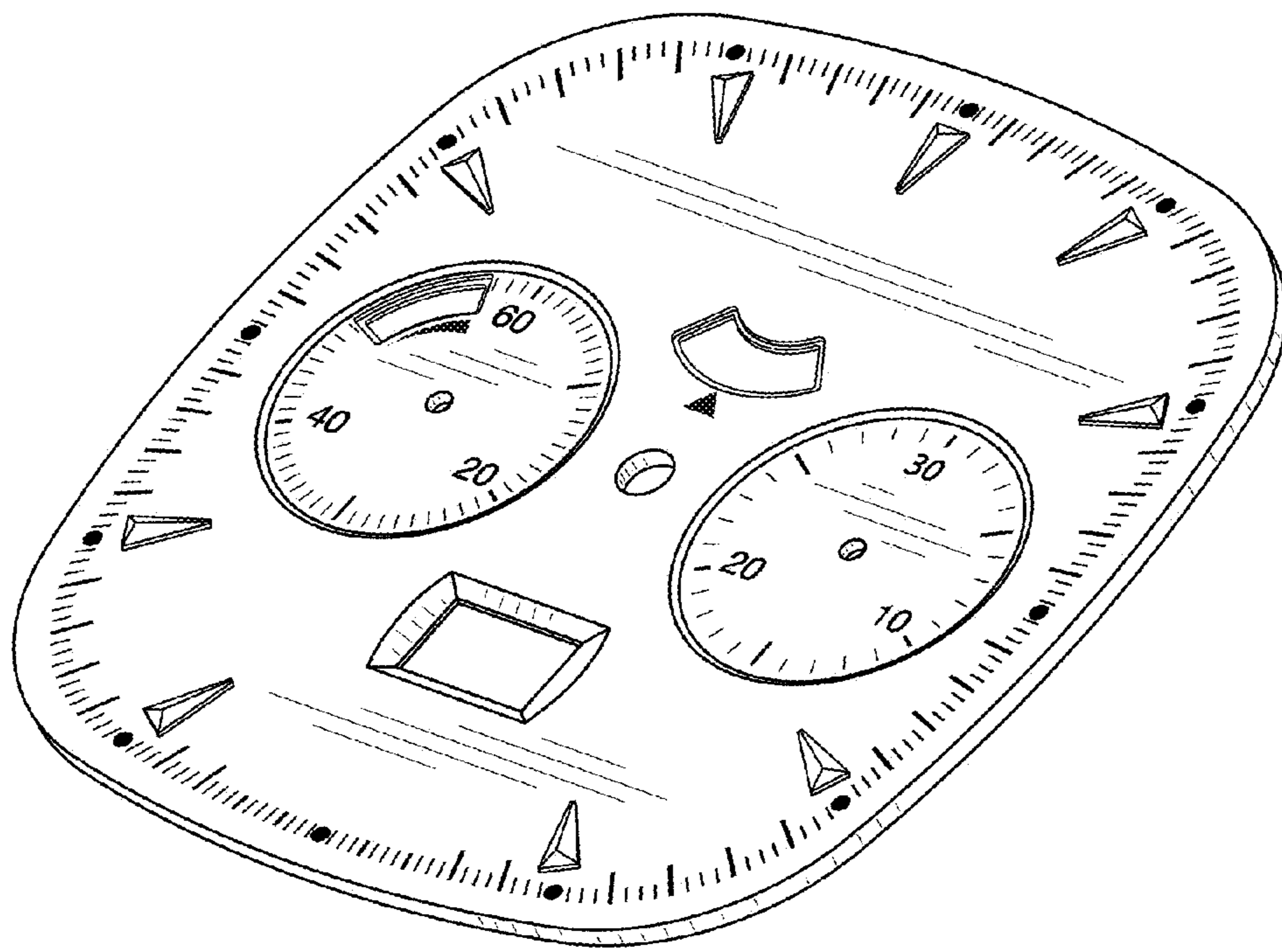


FIG. 1

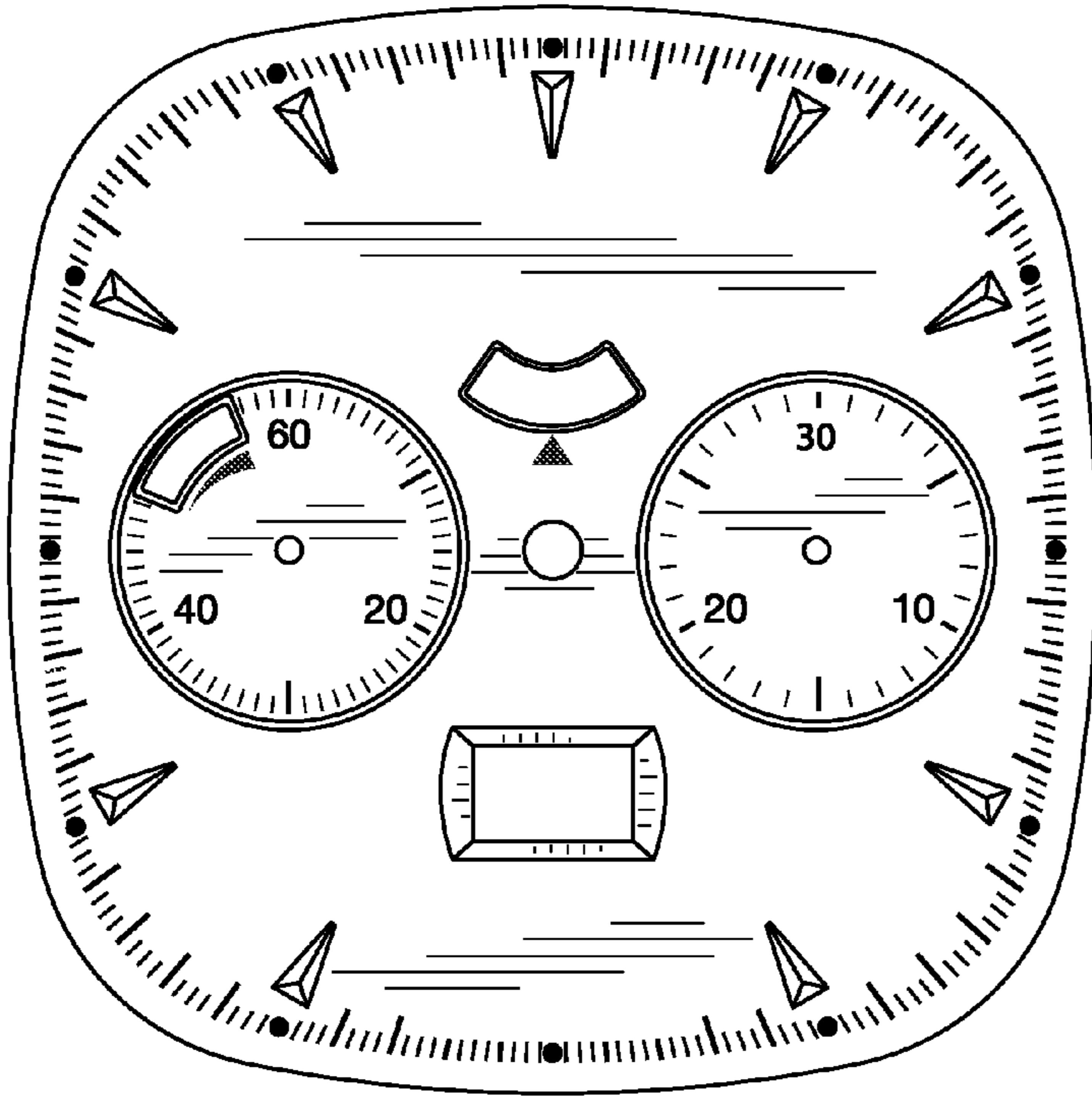


FIG. 2

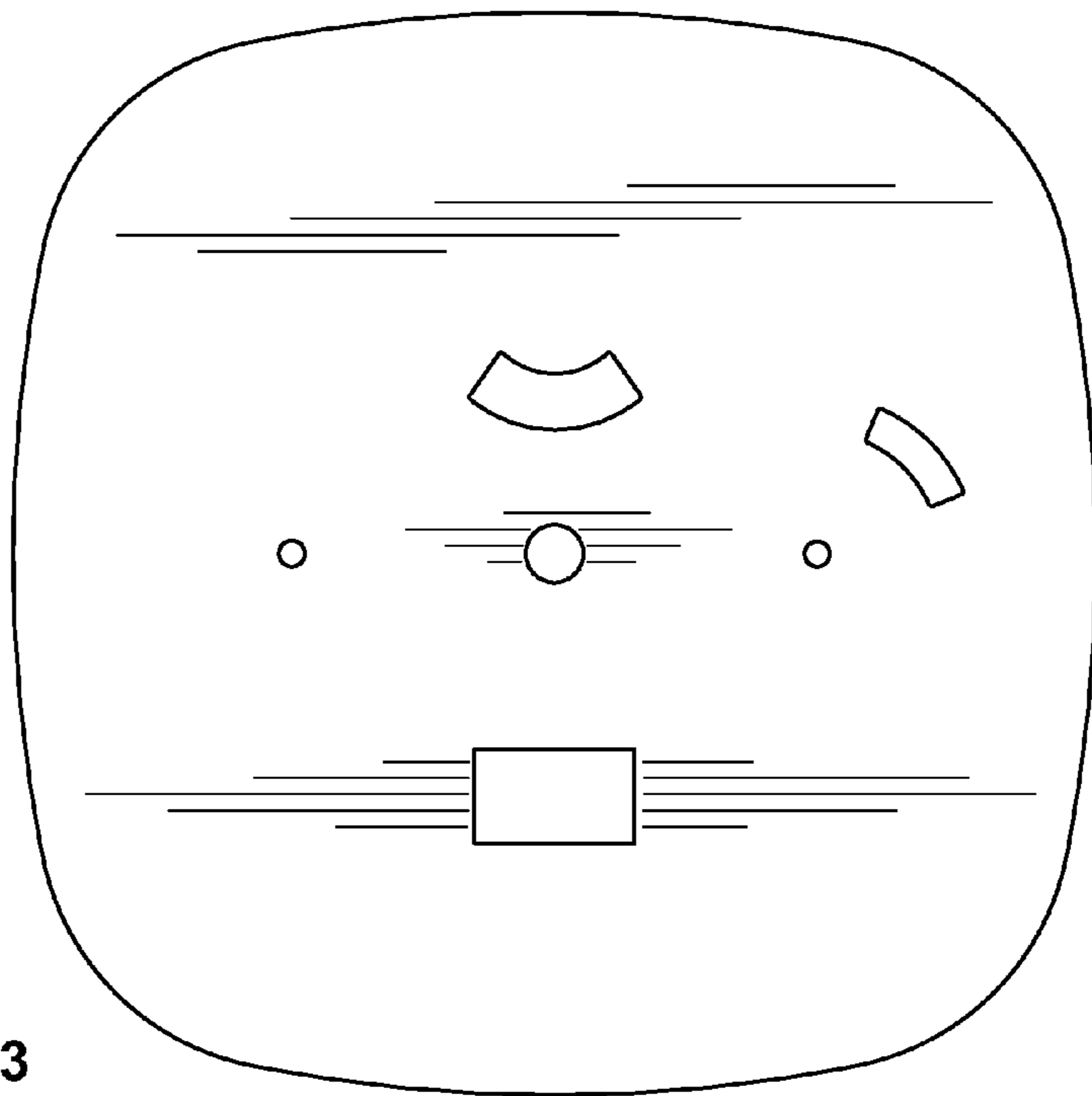


FIG. 3

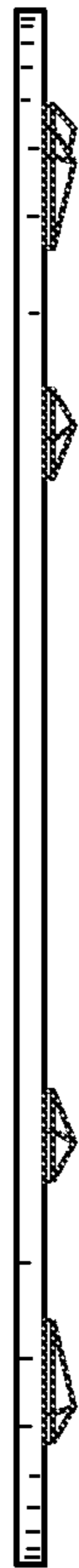


FIG. 4



FIG. 5



FIG. 6



FIG. 7