



US00D747982S

(12) **United States Design Patent**  
**Miodrag**

(10) **Patent No.:** **US D747,982 S**  
(45) **Date of Patent:** **\*\* Jan. 26, 2016**

(54) **WRISTWATCH**

(71) Applicant: **HUBLLOT SA, Geneve, Geneva (CH)**

(72) Inventor: **Mijatovic Miodrag, Preverenges (CH)**

(73) Assignee: **HUBLLOT SA, Geneve, Genève (CH)**

(\*\*) Term: **14 Years**

(21) Appl. No.: **29/471,054**

(22) Filed: **Oct. 28, 2013**

(30) **Foreign Application Priority Data**

Apr. 26, 2013 (WO) ..... DM/081 025

(51) **LOC (10) Cl.** ..... **10-02**

(52) **U.S. Cl.**  
USPC ..... **D10/39; D10/124; D10/126**

(58) **Field of Classification Search**  
USPC ..... D10/30-39, 1-29, 122-132  
CPC ..... G04B 15/00; G04B 15/06; G04B 17/06;  
G04B 17/285; G04B 37/00; G04B 37/0008;  
G04B 37/0058; G04B 45/00; G04B 45/0038;  
G04B 45/0069; G04B 45/0076; G04B 45/02  
See application file for complete search history.

(56) **References Cited**

**U.S. PATENT DOCUMENTS**

3,427,800 A \* 2/1969 Blum ..... 368/223  
D511,695 S \* 11/2005 Hegi ..... D10/39

D523,357 S \* 6/2006 Kummer ..... D10/38  
D539,674 S \* 4/2007 Vaptzarof ..... D10/38  
D551,993 S \* 10/2007 Kachi ..... D10/38  
D573,488 S \* 7/2008 Sanz ..... D10/39  
D619,916 S \* 7/2010 Tedeschi ..... D10/126  
D642,075 S \* 7/2011 Crocco ..... D10/39  
D646,589 S \* 10/2011 Mille ..... D10/39  
D649,481 S \* 11/2011 Crocco ..... D10/39  
D652,326 S \* 1/2012 Kummer ..... D10/38  
D653,128 S \* 1/2012 Vaptzarof ..... D10/39  
D656,417 S \* 3/2012 Monachon ..... D10/39  
D658,527 S \* 5/2012 Ikezu et al. .... D10/124  
2011/0063953 A1 \* 3/2011 Hasegawa et al. .... 368/80

\* cited by examiner

*Primary Examiner* — Martie K Holtje

(74) *Attorney, Agent, or Firm* — Sughrue Mion, PLLC


(57) **CLAIM**

The ornamental design for a wristwatch, as shown and described.

**DESCRIPTION**

FIG. 1 is a bottom, right front perspective view of my new design for a wristwatch showing my new design;  
FIG. 2 is a front elevational view thereof;  
FIG. 3 is a right side elevational view thereof;  
FIG. 4 is a left side elevational view thereof;  
FIG. 5 is a top plan view thereof; and,  
FIG. 6 is a bottom plan view thereof.  
The structural features depicted by broken lines in FIGS. 1-6 are shown for the purpose of illustrating portions of the wristwatch that form no part of the claimed design.

**1 Claim, 6 Drawing Sheets**



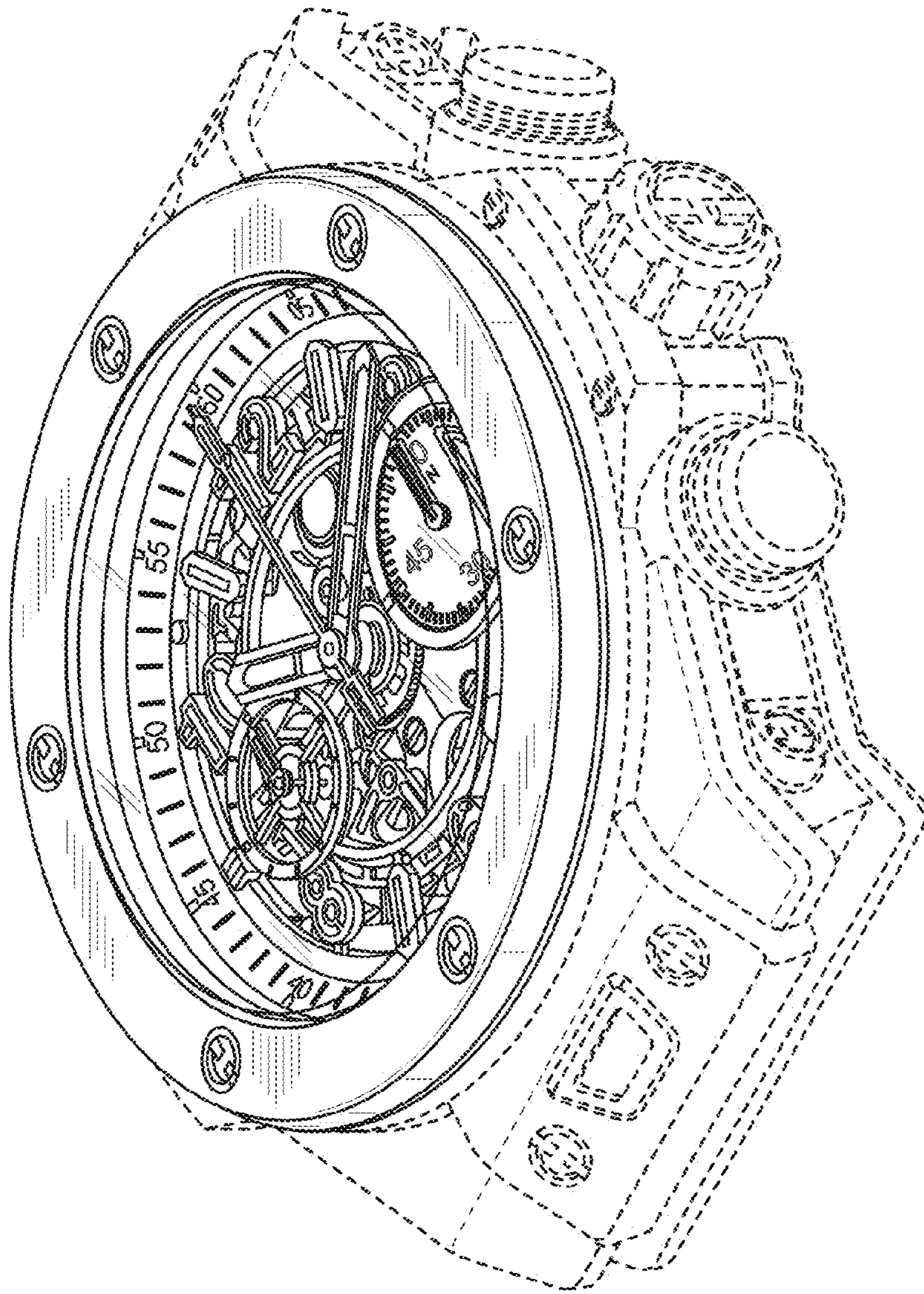


FIG. 1




FIG. 2

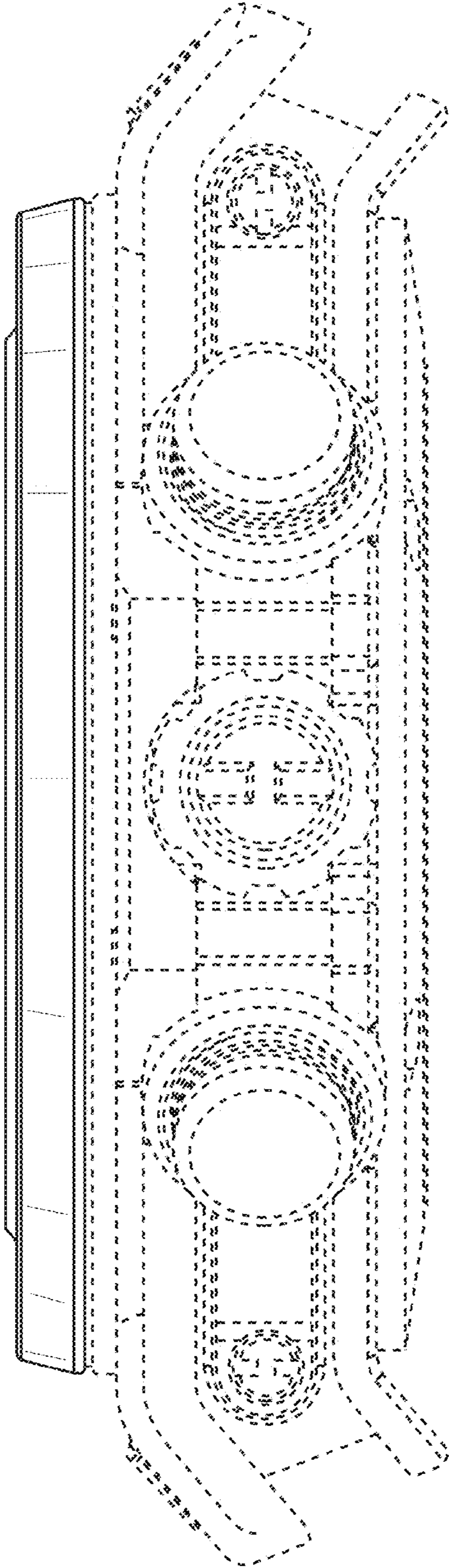


FIG. 3

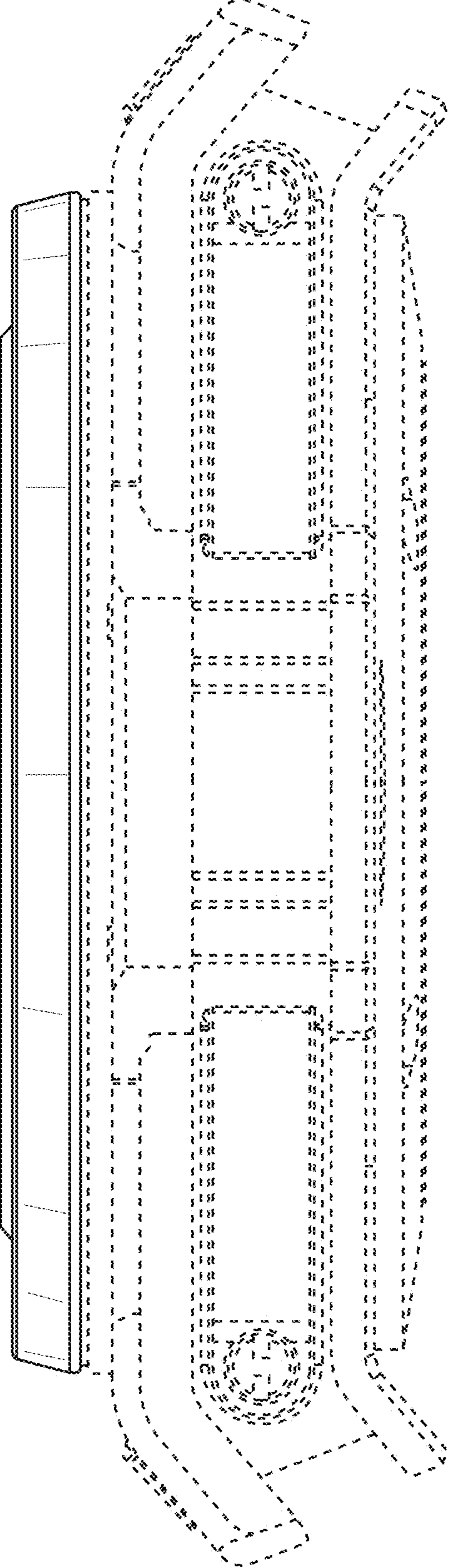


FIG. 4

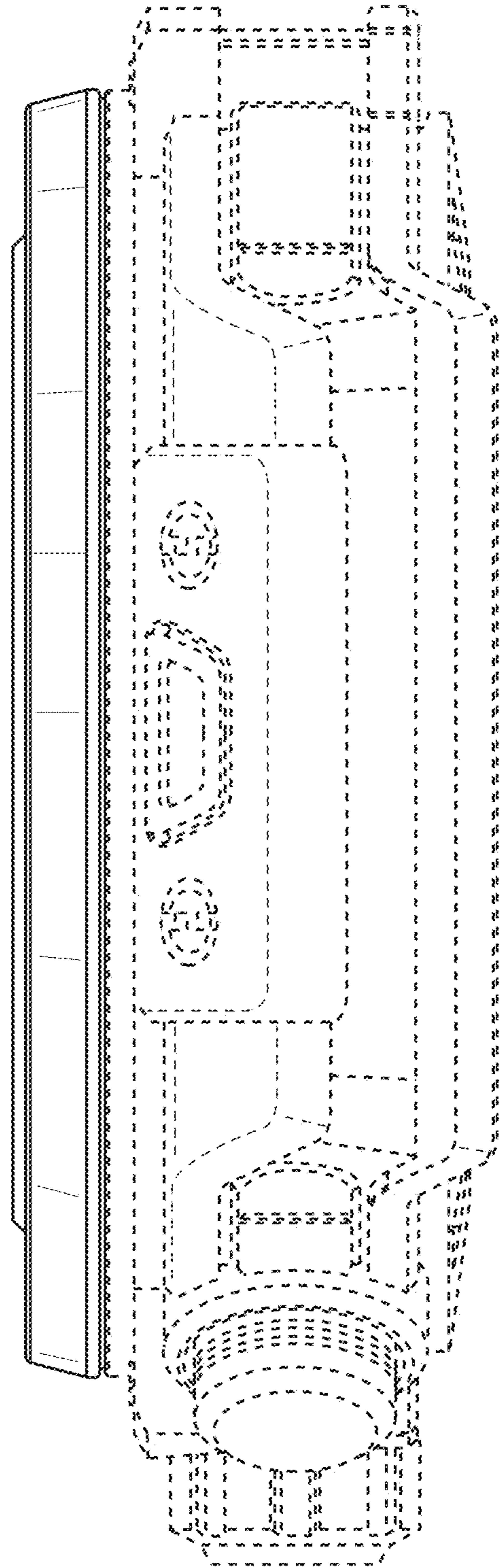


FIG. 5

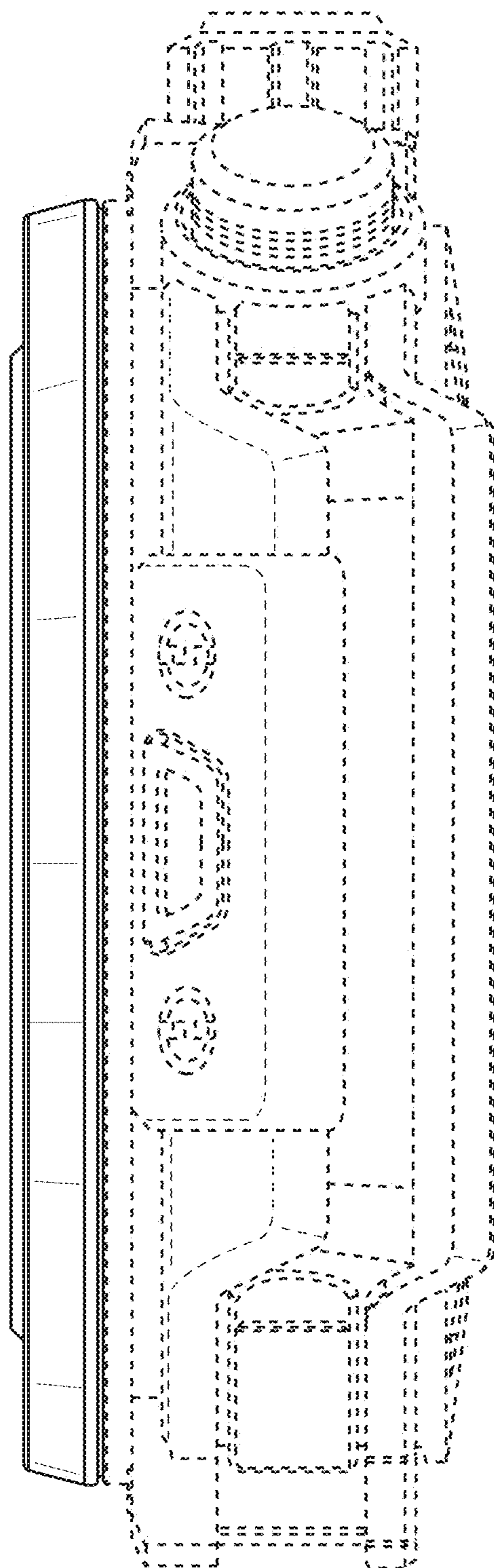


FIG. 6